



Chipsmall Limited consists of a professional team with an average of over 10 year of expertise in the distribution of electronic components. Based in Hongkong, we have already established firm and mutual-benefit business relationships with customers from,Europe,America and south Asia,supplying obsolete and hard-to-find components to meet their specific needs.

With the principle of “Quality Parts,Customers Priority,Honest Operation,and Considerate Service”,our business mainly focus on the distribution of electronic components. Line cards we deal with include Microchip,ALPS,ROHM,Xilinx,Pulse,ON,Everlight and Freescale. Main products comprise IC,Modules,Potentiometer,IC Socket,Relay,Connector.Our parts cover such applications as commercial,industrial, and automotives areas.

We are looking forward to setting up business relationship with you and hope to provide you with the best service and solution. Let us make a better world for our industry!



Contact us

Tel: +86-755-8981 8866 Fax: +86-755-8427 6832

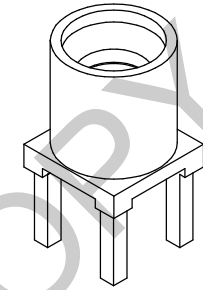
Email & Skype: info@chipsmall.com Web: www.chipsmall.com

Address: A1208, Overseas Decoration Building, #122 Zhenhua RD., Futian, Shenzhen, China

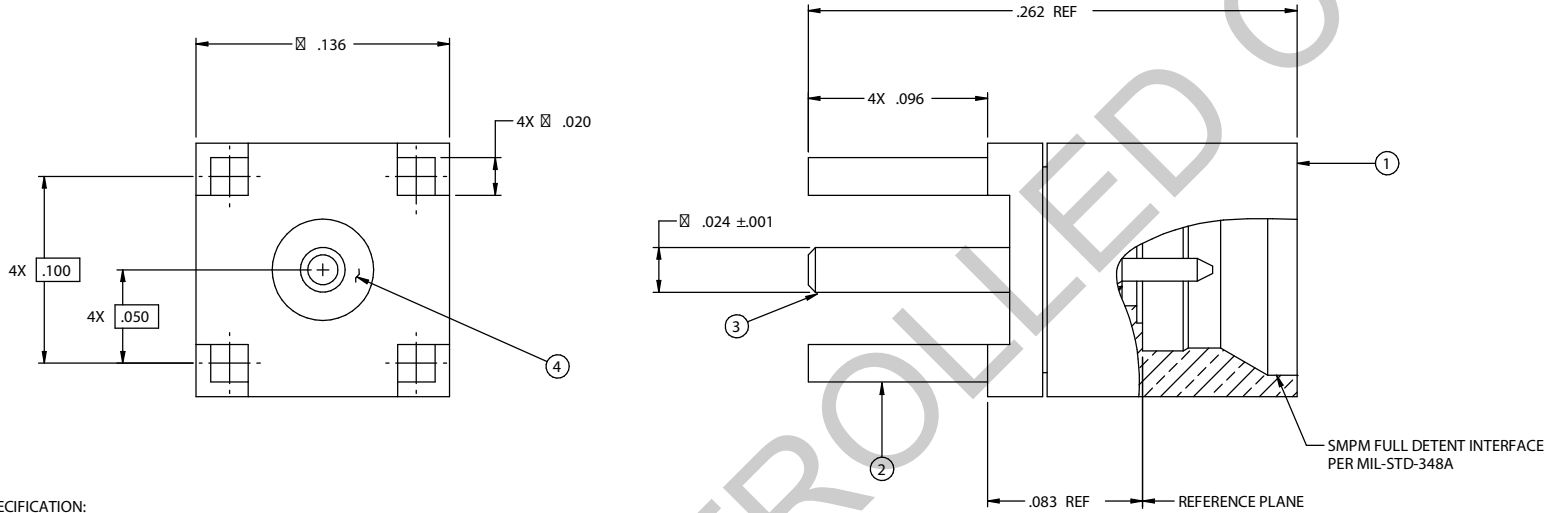


PART NUMBER	ITEM 1 BODY	ITEM 2 BASE	ITEM 3 CONTACT	ITEM 4 INSULATOR
125-0701-201	BERYLLIUM COPPER GOLD PL. .00005 MIN OVER NICKEL PL.00005 MIN OVER COPPER PL.00005 MIN	BRASS GOLD PL. .00003 MIN OVER NICKEL PL.00005 MIN OVER COPPER PL.00005 MIN	BERYLLIUM COPPER GOLD PL. .00005 MIN OVER NICKEL PL.00005 MIN OVER COPPER PL.00005 MIN	TEFLON

DRAWING NO. 125-0701-201	
REVISIONS	
1	RELEASE
4-8-2013	R S L M ECO-13-0089



10:1



SPECIFICATION:

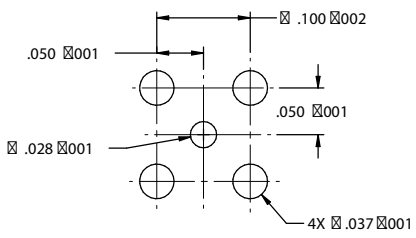
IMPEDANCE: 50 OHMS
 FREQUENCY RANGE: 0-40 GHz
 VSWR: DEPENDANT ON APPLICATION
 WORKING VOLTAGE: 325 VRMS MAX AT SEA LEVEL
 DIELECTRIC WITHSTANDING VOLTAGE: 325 VRMS MIN AT SEA LEVEL
 INSULATION RESISTANCE: 5000 MEGOHM MIN
 CONTACT RESISTANCE:
 CENTER CONTACT - INITIAL 6 MILLIOHM MAX, AFTER ENVIRONMENTAL NOT APPLICABLE
 OUTER CONDUCTOR - INITIAL 2 MILLIOHM MAX, AFTER ENVIRONMENTAL NOT APPLICABLE
 RF LEAKAGE: NOT APPLICABLE

MECHANICAL:

ENGAGEMENT FORCE: 4.5 LBS TYPICAL
 DISENGAGEMENT FORCE: 6.5 LBS TYPICAL
 CONTACT RETENTION: 1.5 LBS MIN AXIAL FORCE
 DURABILITY: 100 CYCLES MIN

ENVIRONMENTAL:

OPERATING TEMPERATURE: -65 TO 165°C
 THERMAL SHOCK: MIL-STD-202, METHOD 107, CONDITION B
 MECHANICAL SHOCK: MIL-STD-202, METHOD 213, CONDITION ION 1
 CORROSION: MIL-STD-202, METHOD 101
 VIBRATION: MIL-STD-202, METHOD 204
 MOISTURE RESISTANCE: MIL-STD-202, METHOD 106, EXC EPT STEP 7B



RECOMMENDED MOUNTING HOLE
10:1

THIS DRAWING TO BE INTERPRETED PER ANSI Y 14.5M - 1994

CUSTOMER COPY

TOLERANCE UNLESS OTHERWISE SPECIFIED		DRAWN BY R.SHEN	DATE 3-17-2013
DECIMALS	INCH	CHECKED BY R.SHEN	DATE 3-17-2013
.XX	±.010	APPROVED BY L.MA	DATE 3-18-2013
X.XX	±.005	U/M	INCH
X.XXX	±.003		
ANGLES	±.5°		

cinch Connectivity Solutions
 CONNECTIVITY SOLUTIONS
 a bel group

TITLE
SMPM MALE FULL DETENT STRAIGHT PC MOUNT

THIS DRAWING WAS PRODUCED BY COMPUTER, DO NOT SCALE DRAWING OR UPDATE MANUALLY.		
SHEET 1 OF 1	DRAWING NO. 125-0701-201	SIZE C