



Chipsmall Limited consists of a professional team with an average of over 10 year of expertise in the distribution of electronic components. Based in Hongkong, we have already established firm and mutual-benefit business relationships with customers from,Europe,America and south Asia,supplying obsolete and hard-to-find components to meet their specific needs.

With the principle of "Quality Parts,Customers Priority,Honest Operation,and Considerate Service",our business mainly focus on the distribution of electronic components. Line cards we deal with include Microchip,ALPS,ROHM,Xilinx,Pulse,ON,Everlight and Freescale. Main products comprise IC,Modules,Potentiometer,IC Socket,Relay,Connector.Our parts cover such applications as commercial,industrial, and automotives areas.

We are looking forward to setting up business relationship with you and hope to provide you with the best service and solution. Let us make a better world for our industry!



## Contact us

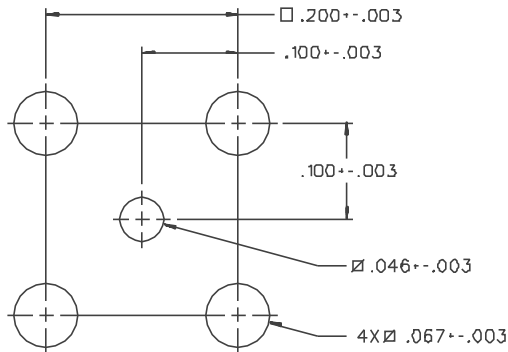
Tel: +86-755-8981 8866 Fax: +86-755-8427 6832

Email & Skype: info@chipsmall.com Web: www.chipsmall.com

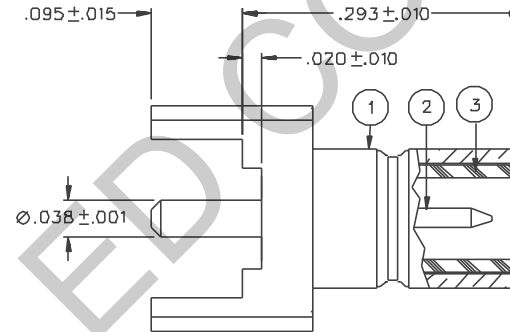
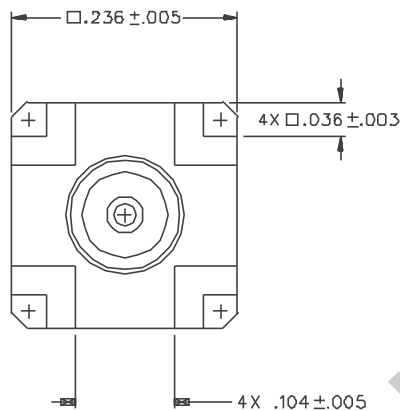
Address: A1208, Overseas Decoration Building, #122 Zhenhua RD., Futian, Shenzhen, China



PART NUMBER	ITEM ① BODY	ITEM ② CONTACT	ITEM ③ INSULATOR	REMARKS
131-3701-271	BRASS GOLD PL .00001 MIN OVER NICKEL PL .00005 MIN OVER COPPER PL .00005 MIN	BRASS GOLD PL .00003 MIN OVER NICKEL PL .00005 MIN OVER COPPER PL .00005 MIN	TEFLON	
131-3701-275	BRASS GOLD PL .00001 MIN OVER NICKEL PL .00005 MIN OVER COPPER PL .00005 MIN	BRASS GOLD PL .00003 MIN OVER NICKEL PL .00005 MIN OVER COPPER PL .00005 MIN	TEFLON	△
131-3701-276	BRASS NICKEL PL .0001 MIN OVER COPPER PL .00005 MIN	BRASS GOLD PL .00003 MIN OVER NICKEL PL .00005 MIN OVER COPPER PL .00005 MIN	TEFLON	



MOUNTING HOLE LAYOUT



NOTES:

1. SPECIFICATIONS:

IMPEDANCE: 50 OHMS  
 FREQUENCY RANGE: 0-4 GHz  
 VSWR: NOT APPLICABLE  
 WORKING VOLTAGE: 335 VRMS MAX AT SEA LEVEL  
 DIELECTRIC WITHSTANDING VOLTAGE: 1000 VRMS MIN AT SEA LEVEL  
 INSULATION RESISTANCE: 1000 MEGOHM MIN  
 CONTACT RESISTANCE:  
 CENTER CONTACT - INITIAL 6 MILLIOHM MAX, AFTER ENVIRONMENTAL 8 MILLIOHM MAX  
 OUTER CONDUCTOR - GOLD PLATED INITIAL 1 MILLIOHM MAX, AFTER ENVIRONMENTAL 1.5 MILLIOHM MAX  
 NICKEL PLATED INITIAL 2.5 MILLIOHM MAX, AFTER ENVIRONMENTAL 3.5 MILLIOHM MAX  
 BRAID TO BODY - NOT APPLICABLE  
 CORONA LEVEL: NOT APPLICABLE  
 INSERTION LOSS: NOT APPLICABLE  
 RF LEAKAGE: NOT APPLICABLE  
 RF HIGH POTENTIAL WITHSTANDING VOLTAGE: 600 VRMS AT 4 AND 7 MHZ

MECHANICAL:

ENGAGE/DISENGAGE FORCE: INITIAL 14 LBS MAX AFTER DURABILITY 14 LBS MAX  
 ENGAGEMENT, 2 LBS MIN DISENGAGEMENT  
 MATING TORQUE: NOT APPLICABLE  
 COUPLING PROOF TORQUE: NOT APPLICABLE  
 COUPLING NUT RETENTION: NOT APPLICABLE  
 CONTACT RETENTION: 4 LBS MIN AXIAL FORCE  
 CABLE ACCEPTABILITY: NOT APPLICABLE  
 CABLE HEX CRIMP SIZE: NOT APPLICABLE  
 CABLE RETENTION: NOT APPLICABLE  
 DURABILITY: 500 CYCLES MIN

ENVIRONMENTAL:

(MEETS OR EXCEEDS THE APPLICABLE PARAGRAPH OF MIL-C-39012)  
 THERMAL SHOCK: MIL-STD-202, METHOD 107, CONDITION B  
 OPERATING TEMPERATURE: -65 DEG C TO 165 DEG C  
 CORROSION: MIL-STD-202, METHOD 101, CONDITION B  
 SHOCK: MIL-STD-202, METHOD 213, CONDITION B  
 VIBRATION: MIL-STD-202, METHOD 204, CONDITION B

△ CONNECTOR MOUNTING LEADS 60%/40% TIN/LEAD DIPPED (SOLDER PLATED).

DRAWING NO. C - 131-3701-271/280	
0	REVISIONS
ENGINEERING RELEASE	
1	5-26-98 R H S T K J B 6-22-98 ECN 45603
ADDED: P/N 131-3701-275, FLAGNOTE 2	
1a	11-30-98 R H S T K J B ECN 46033
VERSION UPDATE ***** * REVISION NUMBER FOLLOWED BY AN ALPHA * * CHARACTER INDICATES DRAWING CLARITY * * CATION OR PART NUMBER ADDITION ONLY. * *****	
1b	8-23-00 R H S T K J B ECN 47284

CUSTOMER DRAWING

THIS DRAWING TO BE INTERPRETED PER ANSI Y 14.5M - 1982

"μSTATION"

COMPANY CONFIDENTIAL

TOLERANCE UNLESS OTHERWISE SPECIFIED	DRAWN BY SWC	DATE 4-29-98	 <small>Conn Connectivity Solutions        299 Johnson Ave. Ste. 100        Waseca, MN 56093        1-800-247-8256</small>
DECIMALS .XX	CHECKED BY SWC	DATE 5-26-98	
MM .XXX ± .003	APPROVED BY TAK	DATE 5-27-98	TITLE JACK ASSEMBLY VERTICAL PC MOUNT SMB
MATL	APPROVED BY RJB	DATE 5-27-98	CODE NO. DRAWING NO. C - 131-3701-271/280
FINISH	RELEASE DATE 6-22-98	SCALE 10:1	U/M INCH SHEET 2 OF 2