



Chipsmall Limited consists of a professional team with an average of over 10 year of expertise in the distribution of electronic components. Based in Hongkong, we have already established firm and mutual-benefit business relationships with customers from,Europe,America and south Asia,supplying obsolete and hard-to-find components to meet their specific needs.

With the principle of “Quality Parts,Customers Priority,Honest Operation,and Considerate Service”,our business mainly focus on the distribution of electronic components. Line cards we deal with include Microchip,ALPS,ROHM,Xilinx,Pulse,ON,Everlight and Freescale. Main products comprise IC,Modules,Potentiometer,IC Socket,Relay,Connector.Our parts cover such applications as commercial,industrial, and automotives areas.

We are looking forward to setting up business relationship with you and hope to provide you with the best service and solution. Let us make a better world for our industry!



Contact us

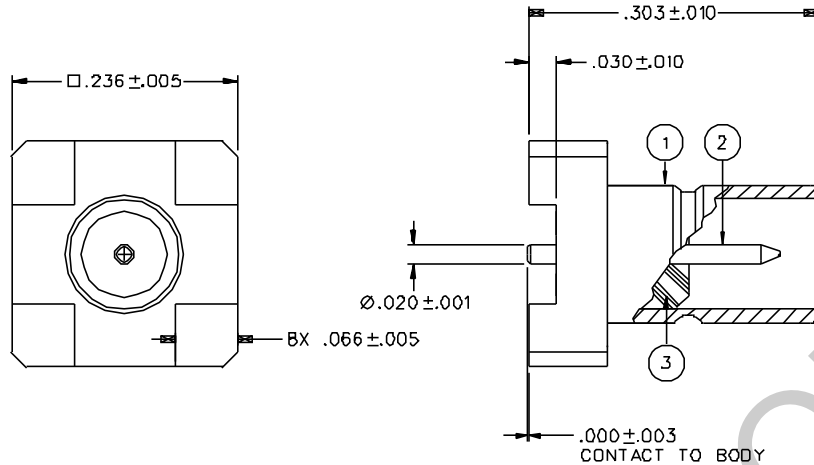
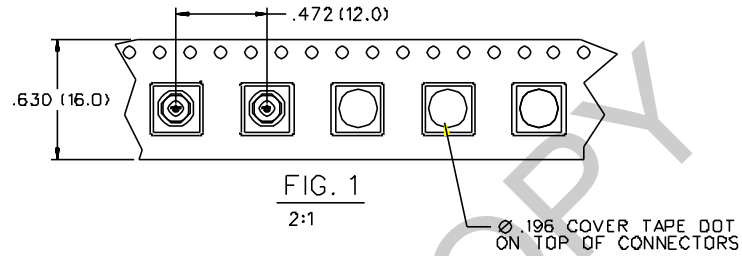
Tel: +86-755-8981 8866 Fax: +86-755-8427 6832

Email & Skype: info@chipsmall.com Web: www.chipsmall.com

Address: A1208, Overseas Decoration Building, #122 Zhenhua RD., Futian, Shenzhen, China



PART NUMBER	ITEM ① BODY	ITEM ② CONTACT	ITEM ③ INSULATOR	PACKAGING
131-8711-201	BRASS GOLD PL .00001 MIN OVER NICKEL PL .00005 MIN OVER COPPER PL .00005 MIN	BRASS GOLD PL .00003 MIN OVER NICKEL PL .00005 MIN OVER COPPER PL .00005 MIN	TEFLON	BULK PACK 25 PCS.
131-8711-202	BRASS GOLD PL .00001 MIN OVER NICKEL PL .00005 MIN OVER COPPER PL .00005 MIN	BRASS GOLD PL .00003 MIN OVER NICKEL PL .00005 MIN OVER COPPER PL .00005 MIN	TEFLON	TAPE AND REEL 750 PCS PER FIG. 1
131-8711-207	BRASS TIN PL .00015 MIN OVER NICKEL PL .00003 MIN OVER COPPER PL .00003 MIN	BRASS GOLD PL .00003 MIN OVER NICKEL PL .00005 MIN OVER COPPER PL .00005 MIN	TEFLON	BULK PACK 25 PCS.
131-8711-208	BRASS TIN PL .00015 MIN OVER NICKEL PL .00003 MIN OVER COPPER PL .00003 MIN	BRASS GOLD PL .00003 MIN OVER NICKEL PL .00005 MIN OVER COPPER PL .00005 MIN	TEFLON	TAPE AND REEL 750 PCS PER FIG. 1



NOTES:

1. SPECIFICATIONS:

IMPEDANCE: 75 OHMS
 FREQUENCY RANGE: 0-2 GHz
 VSWR: NOT APPLICABLE
 WORKING VOLTAGE: 335 VRMS MAX AT SEA LEVEL
 DIELECTRIC WITHSTANDING VOLTAGE: 1000 VRMS MIN AT SEA LEVEL
 INSULATION RESISTANCE: 1000 MEGOHM MIN
 CONTACT RESISTANCE:
 CENTER CONTACT - INITIAL 6 MILLIOHM MAX, AFTER ENVIRONMENTAL 8 MILLIOHM MAX
 OUTER CONDUCTOR - GOLD PLATED INITIAL 1 MILLIOHM MAX, AFTER ENVIRONMENTAL 1.5 MILLIOHM MAX
 TIN PLATED INITIAL 2.5 MILLIOHM MAX, AFTER ENVIRONMENTAL 3.5 MILLIOHM MAX

BRAID TO BODY - NOT APPLICABLE
 CORONA LEVEL: NOT APPLICABLE
 INSERTION LOSS: NOT APPLICABLE
 RF LEAKAGE: NOT APPLICABLE
 RF HIGH POTENTIAL WITHSTANDING VOLTAGE: 600 VRMS AT 4 AND 7 MHZ

MECHANICAL:

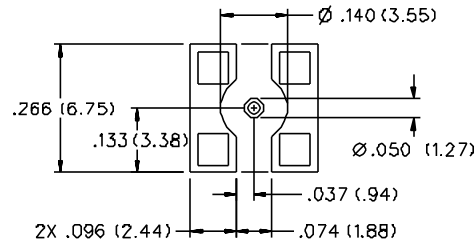
ENGAGE/DISENGAGE FORCE: INITIAL 14 LBS MAX, AFTER DURABILITY 14 LBS MAX
 ENGAGEMENT, 2 LB MIN DISENGAGEMENT

MATING TORQUE: NOT APPLICABLE
 COUPLING PROOF TORQUE: NOT APPLICABLE
 COUPLING NUT RETENTION: NOT APPLICABLE
 CONTACT RETENTION: 4 LBS MIN AXIAL FORCE
 CABLE ACCEPTABILITY: NOT APPLICABLE
 CABLE HEX CRIMP SIZE: NOT APPLICABLE
 CABLE RETENTION: NOT APPLICABLE
 DURABILITY: 500 CYCLES MIN

ENVIRONMENTAL:

MEETS OR EXCEEDS THE APPLICABLE PARAGRAPH OF MIL-C-39D12)
 THERMAL SHOCK: MIL-STD-202, METHOD 107, CONDITION B
 OPERATING TEMPERATURE: -65 DEG C TO 165 DEG C
 CORROSION: MIL-STD-202, METHOD 101, CONDITION B
 SHOCK: MIL-STD-202, METHOD 213, CONDITION B
 VIBRATION: MIL-STD-202, METHOD 204, CONDITION B

RECOMMENDED SOLDER LAND PATTERN*



* NOTE: THIS PATTERN IS FOR REFERENCE ONLY. PATTERN MAY VARY DEPENDING ON ASSEMBLY PROCESS, BOARD TYPE, OR SPECIFIC ELECTRICAL OR MECHANICAL REQUIREMENTS.

DRAWING NO. C - 131-8711-201/210	
0	REVISIONS
ENGINEERING RELEASE	
1	1-13-00 R H K T R ECN 46B57

CUSTOMER DRAWING

THIS DRAWING TO BE INTERPRETED PER ANSY Y 14.5M - 1982

"μSTATION"

COMPANY CONFIDENTIAL

TOLERANCE UNLESS OTHERWISE SPECIFIED	DRAWN BY KAS	DATE 7-28-99	 <small>Cinch Connectivity Solutions 299 Johnson Ave. Ste. 100 Waukegan, MN 56003 1-800-247-8256</small>
DECIMALS .XX	CHECKED BY KAS	DATE 1-17-00	
MATL	APPROVED BY TAK	DATE 1-31-00	TITLE JACK ASSEMBLY VERTICAL PC SURFACE MOUNT MINI-75 OHM SMB
FINISH	APPROVED BY X	DATE X	CODE NO. DRAWING NO. C - 131-8711-201/210
	RELEASE DATE		SCALE 10:1 W/M INCH SHEET 2 OF 2