



Chipsmall Limited consists of a professional team with an average of over 10 year of expertise in the distribution of electronic components. Based in Hongkong, we have already established firm and mutual-benefit business relationships with customers from,Europe,America and south Asia,supplying obsolete and hard-to-find components to meet their specific needs.

With the principle of “Quality Parts,Customers Priority,Honest Operation,and Considerate Service”,our business mainly focus on the distribution of electronic components. Line cards we deal with include Microchip,ALPS,ROHM,Xilinx,Pulse,ON,Everlight and Freescale. Main products comprise IC,Modules,Potentiometer,IC Socket,Relay,Connector.Our parts cover such applications as commercial,industrial, and automotives areas.

We are looking forward to setting up business relationship with you and hope to provide you with the best service and solution. Let us make a better world for our industry!



Contact us

Tel: +86-755-8981 8866 Fax: +86-755-8427 6832

Email & Skype: info@chipsmall.com Web: www.chipsmall.com

Address: A1208, Overseas Decoration Building, #122 Zhenhua RD., Futian, Shenzhen, China



NOTES:

I. MATERIALS AND FINISHES:

FERRULE	-	COPPER, GOLD PLATING
DISC INSULATOR	-	PTFE, NATURAL
CONTACT PIN	-	BRASS, GOLD PLATING
BODY	-	BRASS, GOLD PLATING
INSULATOR	-	PTFE, NATURAL
RETAINING RING	-	SUS 304, NATURAL
GASKET	-	SILICONE RUBBER, RED
COUPLING NUT	-	BRASS, GOLD PLATING

2. ELECTRICAL:

A. IMPEDANCE: 50 OHM
B. FREQUENCY RANGE: 0-6 GHZ
C. VSWR (RETURN LOSS): 1.200 (-20.8 dB) MAX.
D. D.W.V: 1000 VRMS, MIN.

3. MECHANICAL:

A. DURABILITY: 500 CYCLES MIN.
B. TEMPERATURE RANGE: -65°C TO +165°C

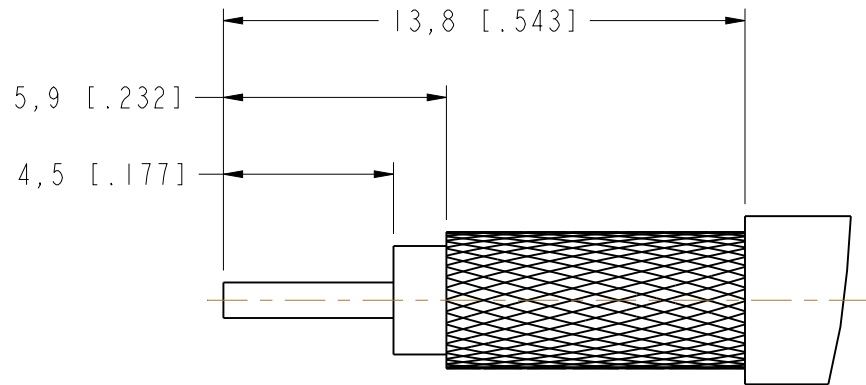
4. CRIMPED FERRULE HEX CRIMP SIZE .213"

5. CONTACT PIN TO SOLDER

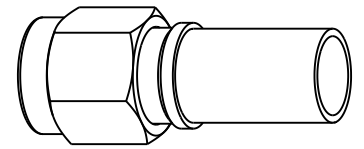
6 SHOWS CABLE ENTRY DIMENSIONS.

THIRD ANGLE PROJ. 

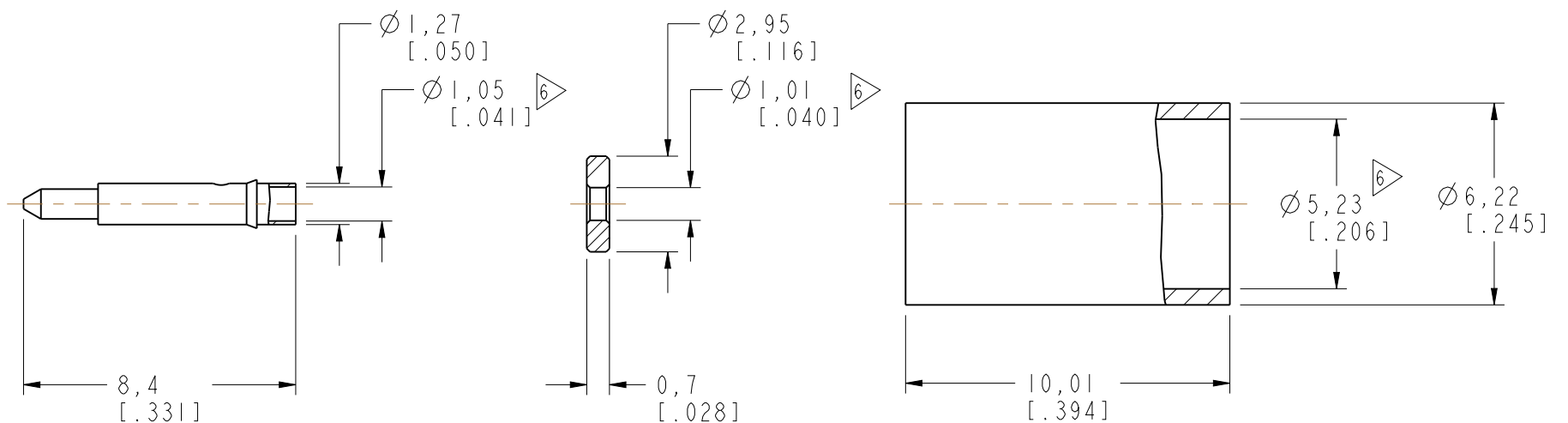
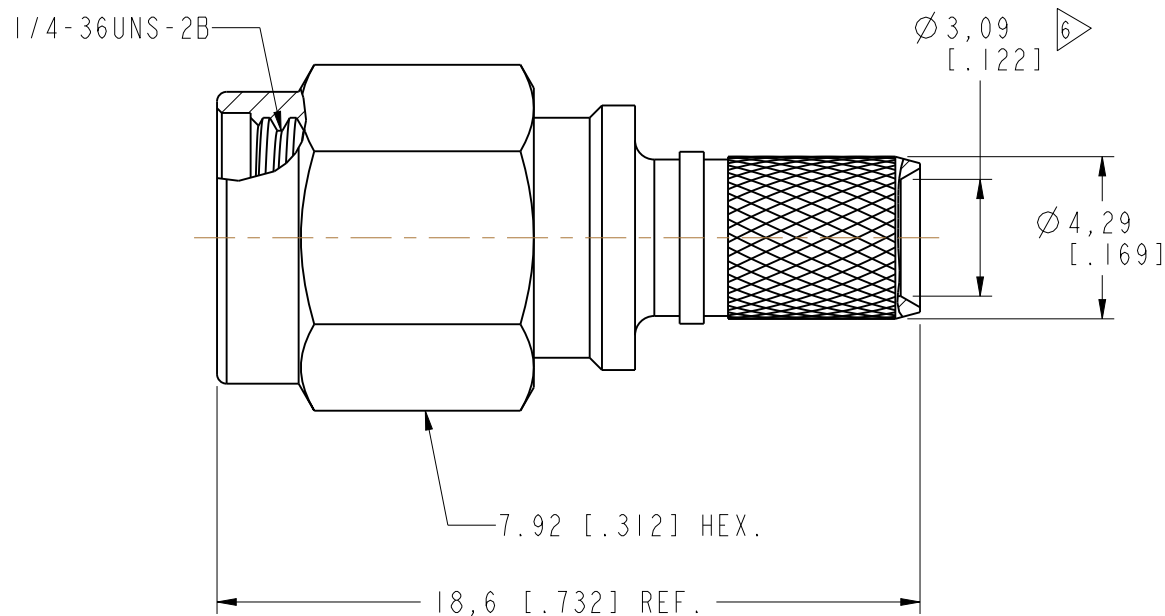
REVISIONS				
REV	DESCRIPTION	DATE	ECO	APPR
NC	INITIAL RELEASE	22-Nov-13	-----	MZ
A	UPDATE DRAWING FORMAT	24-Jan-14	-----	MZ
B	THE BODY & FERRULE WERE CHANGED	17-Mar-15	2886	BCG



RECOMMENDED CABLE STRIPPING DIM'S



SCALE 2.000



CUSTOMER OUTLINE DRAWING

ALL OTHER SHEETS ARE FOR INTERNAL USE ONLY

UNLESS OTHERWISE SPECIFIED, DIMENSIONS ARE IN METRIC AND TOLERANCES ARE: <0.5mm 0.5 - 6mm 6 - 30mm 30 - 120mm ANGLES ± 0.05mm ± 0.1mm ± 0.2mm ± 0.3mm ± 1° NOTICE - These drawings, specifications, or other data (1) are, and remain the property of Amphenol corp. (2) must be returned upon request; and (3) are confidential and not to be disclosed to any person other than those to whom they are given by Amphenol Corp. the furnishing of these drawings, specifications, or other data by Amphenol Corp., or to any other person to anyone for any purpose is not to be regarded by implication or otherwise in any manner licensing, granting rights to permitting such holder or any other person to manufacture, use or sell any product, process or design, patented or otherwise, that may in any way be related to or disclosed by said drawings, specifications, or other data.	MATERIAL	DRAWN	DATE	TITLE		Amphenol Connex	
	-	M.ZHANG	02-Mar-15				
	REFERENCE	ENGINEER	DATE	SMA CRIMP PLUG (FOR LMR/FBT-195 CABLE)		DRAWING NO.	
	EAR#6467 SMA1111A1-030-3GT5GP-50 CONFIGURATION LEVEL:	S.DUAN	02-Mar-15				
	APPROVED	DATE	SCALE: 5.0:1.0	SHEET	3 OF 3	ITEM NO.	
		B.C. GLEISSNER	17-Mar-15	DWG SIZE		REV	PART NO.
FINISH		CAD FILE		B		B	132443