



Chipsmall Limited consists of a professional team with an average of over 10 year of expertise in the distribution of electronic components. Based in Hongkong, we have already established firm and mutual-benefit business relationships with customers from,Europe,America and south Asia,supplying obsolete and hard-to-find components to meet their specific needs.

With the principle of “Quality Parts,Customers Priority,Honest Operation,and Considerate Service”,our business mainly focus on the distribution of electronic components. Line cards we deal with include Microchip,ALPS,ROHM,Xilinx,Pulse,ON,Everlight and Freescale. Main products comprise IC,Modules,Potentiometer,IC Socket,Relay,Connector.Our parts cover such applications as commercial,industrial, and automotives areas.

We are looking forward to setting up business relationship with you and hope to provide you with the best service and solution. Let us make a better world for our industry!



Contact us

Tel: +86-755-8981 8866 Fax: +86-755-8427 6832

Email & Skype: info@chipsmall.com Web: www.chipsmall.com

Address: A1208, Overseas Decoration Building, #122 Zhenhua RD., Futian, Shenzhen, China





Specifications for "N" Connectors

N Series connectors are medium sized, and weatherproof. The coupling method utilizes a screw system designed for use at frequencies up to microwave. These connectors are particularly useful where precision performance is necessary such as in test equipment, satellite communications, MATV, computer LAN systems, and other high-tech electronic equipment. Because of the quality manufacturing tolerances these connectors ensure excellent performance throughout 0-18GHz.

MATERIALS

Connector Parts	Material	Equivalent Standard †
Connector Body and Parts	Brass	ISOCuZn38Pb2 Body Part
Male Contact Pin	Brass	QQ-B-626
Outer Contact	Brass	QQ-B-750
Socket Contact	Beryllium Copper Phosphor Bronze	QQ-C-530/MIL-H-7199 CuBe2
Crimp Ferrule	Annealed Copper	QQ-C-576
Insulators, Standard Versions	Teflon Delrin	L-P403/BS4271 Grade B
Rubber Gaskets	Silicone Rubber	ASTM-E1418PSI
Plating	Nickel (Silver Optional)	MIL-G-45204

ELECTRICAL

Requirement	Performance	Test † Specification
Impedance	50 Ω 75Ω	-----
Frequency Range	0-18 GHz 0-1 GHz	-----
VSWR	1.30 Max.	MIL- C-39012
RF Insertion Loss	0.2 db Max. at 3 GHz	MIL- C-39012
RF Leakage	-90 db Min. at 2-3 GHz	MIL- C-39012
Test Voltage (At Sea Level)	2500V rms	MIL-STD-202
Working Voltage (At Sea level)	1000V rms	MIL-STD-202
Insulation Resistance	5000 Megohm Min.	MIL-STD-202
Contact Resistance	3 Megohm Max.	MIL-C-39012

MECHANICAL & ENVIRONMENTAL

Requirement	Performance	Test † Specification
Durability	500 Insertions & Extractions Min.	MIL-C-39012
Shock	100 G	MIL-STD-202
Vibration	20 G from 80-2000 Hz	MIL-STD-202
Cable Retention (Cable Types)	60 lbs. Minimum Pull Test	MIL-C-39012
Coupling Nut	100 lbs. Maximum	MIL-C-39012
Temperature Range	Teflon: -55 to +199 C Delrin: -40 to +85 C	-----
Moisture Resistance	Continuous Test	MIL-STD-202
Salt Spray	48 Hours	MIL-STD-202

S

†Products are made to conform to the Mil standard but are for commercial applications and not QPL

"N" Connectors

Cable Plugs

"N" cable plugs are available in solder/clamp, solder/crimp, and twist-on versions to satisfy the installer's preference. Standard cable sizes are facilitated with these connectors for applications from satellite TV to Ethernet LAN installations.

compliant

Part Number	RoHS	Description	RG/U Cable	Fig. No.
110A108A	<input checked="" type="checkbox"/>	Solder/Clamp Plug	6A	88
110A108B	<input checked="" type="checkbox"/>	Solder/Clamp Plug	8, 213	88
110A108F	<input checked="" type="checkbox"/>	Solder/Clamp Plug	58	88
110A108G	<input checked="" type="checkbox"/>	Solder/Clamp Plug	59, 62	88
110A205A	<input checked="" type="checkbox"/>	Solder/Crimp Plug	6A	89
110A205B	<input checked="" type="checkbox"/>	Solder/Crimp Plug	8, 213	89
110A205F	<input checked="" type="checkbox"/>	Solder/Crimp Plug	58	89
110A205G	<input checked="" type="checkbox"/>	Solder/Crimp Plug	59, 62	89
110A404B2	<input checked="" type="checkbox"/>	Twist-On Plug	Thick-Net	90
110A404B3	<input checked="" type="checkbox"/>	Twist-On Plug	Thick-Net Plenum	90

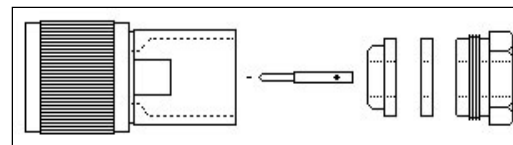


Fig. 88

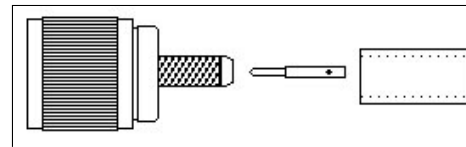


Fig. 89

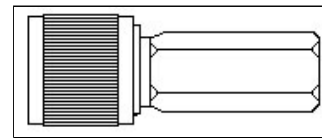


Fig. 90

RoHS compliant

[REQUEST QUOTE](#)

[REQUEST DRAWING](#)

Jacks

Two cable jacks and one panel jack style are available as standard items. Other types are available as special order items. The cable jacks utilize the clamp/solder method of assembly and the panel jack will facilitate any cable size by soldering the center conductor to the connector's solder-cup contact.

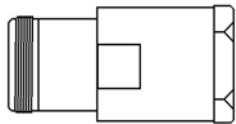


Fig. 91

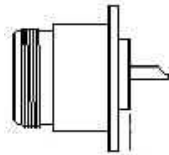


Fig. 92

Part Number	RoHS	Description	RG/U Cable	Fig. No.
120A108B	<input checked="" type="checkbox"/>	Cable Jack, Solder Clamp	8A, 11	91
120A108F	<input checked="" type="checkbox"/>	Cable Jack, Solder Clamp	58, 58A, 58B	91
120A108G	<input checked="" type="checkbox"/>	Cable Jack, Solder Clamp	59, 62	91
127A577	<input checked="" type="checkbox"/>	Panel Jack, Solder Cup	Any	92

RoHS compliant

[REQUEST QUOTE](#)

[REQUEST DRAWING](#)

V-Bite® PC Edge Mount

The V-Bite ® is an industry award winning design PCB connector with all the advantages a designer could want. It edge mounts to the board which offers the lowest profile and utilizes very little PCB real estate. It lends itself to surface mount and through-hole soldering techniques. There are versions for IR and convection reflow soldering. Because the connector locks into place both above and below the PCB it disperses rotational torque relief to the board and not the solder points. The V-Bite ® design offers the lowest VSWR ratings due to the straight through-put contact design. No right angles for reflection. Available in 50 and 75 ohm, threaded and non-threaded. Other options for PCB thickness available. Other interfaces available. See “F”, BNC Twin, TNC and N sections.

Part Number	RoHS	Description	Fig. No.
161V504E	<input checked="" type="checkbox"/>	N type Edge Mount Jack (TFE Insul for reflow)	98
161V504EFT	<input checked="" type="checkbox"/>	N type Edge Mount Jack w/ Flange and Threads (TFE Insul for reflow)	99
162V504E	<input checked="" type="checkbox"/>	N Type Edge Mount Plug (TFE Insul for reflow)	100



Fig. 98

Fig. 99

Fig. 100

RoHS compliant [REQUEST QUOTE](#) [REQUEST DRAWING](#)

Adapters & Terminator

Standard configurations of adapters are machined brass with attractive nickel plating. All contacts are gold plated brass (males) and phosphor bronze (females).

Part Number	RoHS	Description	Fig. No.
132A505	<input checked="" type="checkbox"/>	Female/Female Inline	97A
143A505	<input checked="" type="checkbox"/>	F/M/F “T” Adapter	93
145A505	<input checked="" type="checkbox"/>	F/F/F “T” Adapter	94
151A505	<input checked="" type="checkbox"/>	F/M Right Angle Adapter	95
130A5011	<input checked="" type="checkbox"/>	Male/Male Inline (Tri-Plate)	97B
132A5011	<input checked="" type="checkbox"/>	Female/Female (Tri-Plate)	97C
TC1028	<input checked="" type="checkbox"/>	50W Female	96

RoHS compliant
[REQUEST QUOTE](#) [REQUEST DRAWING](#)



Fig. 95

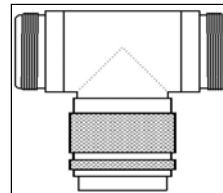


Fig. 93



Fig. 97A



Fig. 97B



Fig. 97C

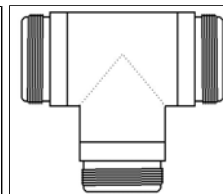


Fig. 94

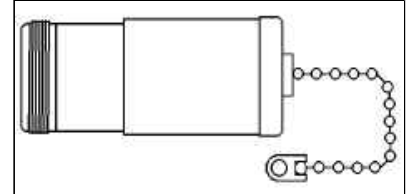


Fig. 96

S

N to 7/16 Adapter Kit

7/16 Adapter Kit ADPT3PA is a 8 piece kit containing 7/16 to N, N to N and 7/16 to 7/16 adapters. Made of machined brass and Tri-Plated bodies. Gold plated contacts.

Kits are in zippered leather cases.

Part Number	RoHS	Description	Fig. No.
ADPT3PA	<input checked="" type="checkbox"/>	N to 7/16 Adapter Kit (Tri-Plate)	102

[REQUEST QUOTE](#)



FOR TECHNICAL SUPPORT: PHONE 973-347-4040 / FAX 973-347-2111

[Back to Index](#)

19

S

- Page 20 -