



Chipsmall Limited consists of a professional team with an average of over 10 year of expertise in the distribution of electronic components. Based in Hongkong, we have already established firm and mutual-benefit business relationships with customers from,Europe,America and south Asia,supplying obsolete and hard-to-find components to meet their specific needs.

With the principle of “Quality Parts,Customers Priority,Honest Operation,and Considerate Service”,our business mainly focus on the distribution of electronic components. Line cards we deal with include Microchip,ALPS,ROHM,Xilinx,Pulse,ON,Everlight and Freescale. Main products comprise IC,Modules,Potentiometer,IC Socket,Relay,Connector.Our parts cover such applications as commercial,industrial, and automotives areas.

We are looking forward to setting up business relationship with you and hope to provide you with the best service and solution. Let us make a better world for our industry!



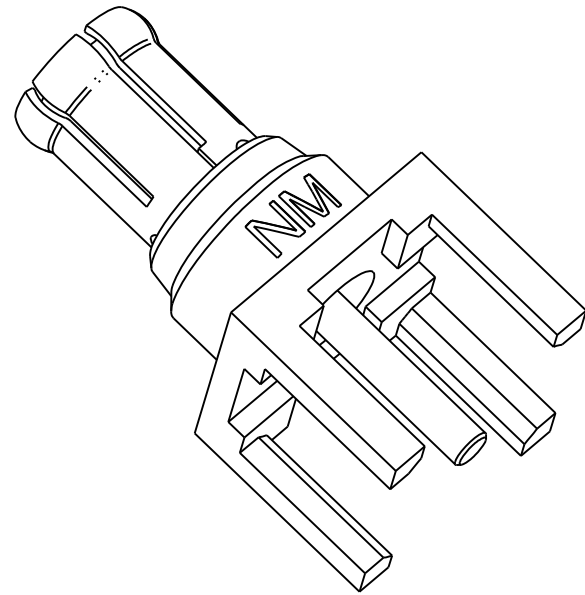
Contact us

Tel: +86-755-8981 8866 Fax: +86-755-8427 6832

Email & Skype: info@chipsmall.com Web: www.chipsmall.com

Address: A1208, Overseas Decoration Building, #122 Zhenhua RD., Futian, Shenzhen, China





NOTES: UNLESS OTHERWISE SPECIFIED.

1. MATERIAL & FINISH:

- 1.1 BODY: (133-9801-201) GOLD PLATED COPPER ALLOY
(133-9801-204) SILVER PLATED COPPER ALLOY
- 1.2 INTERFACE: (133-9801-201) GOLD PLATED BERYLLIUM COPPER
(133-9801-204) SILVER PLATED BERYLLIUM COPPER
- 1.3 INSULATOR: PTFE (TEFLON)
- 1.4 CENTER CONTACT:
(133-9801-201) GOLD PLATED COPPER ALLOY
(133-9801-204) SILVER PLATED COPPER ALLOY

2. ELECTRICAL SPECIFICATIONS:

- 2.1 IMPEDANCE: 50 OHMS
- 2.2 FREQUENCY RANGE: 0 - 6 GHz
- 2.3 WORKING VOLTAGE: 335 VRMS MAX AT SEA LEVEL
- 2.4 DIELECTRIC WITHSTANDING VOLTAGE: 1000 VRMS MIN AT SEA LEVEL
- 2.5 INSULATION RESISTANCE: 1000 MEGOHM MIN
- 2.6 CONTACT RESISTANCE:
CENTER CONTACT - INITIAL 5 MILLIOHM MAX, AFTER ENVIRONMENTAL 8 MILLIOHM MAX
OUTER CONDUCTOR - INITIAL 1 MILLIOHM MAX, AFTER ENVIRONMENTAL 1.5 MILLIOHM MAX
- 2.7 CORONA LEVEL: 250 VOLTS MIN AT 70,000 FEET
- 2.8 RF HIGH POTENTIAL WITHSTANDING VOLTAGE: 600 VRMS AT 4 AND 7 MHz

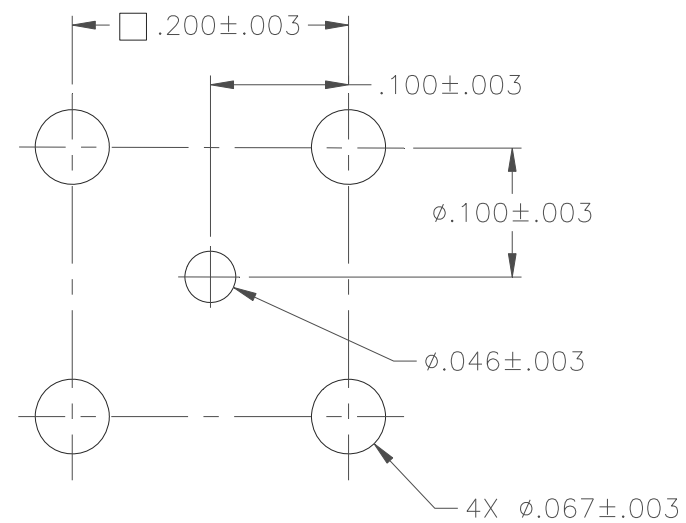
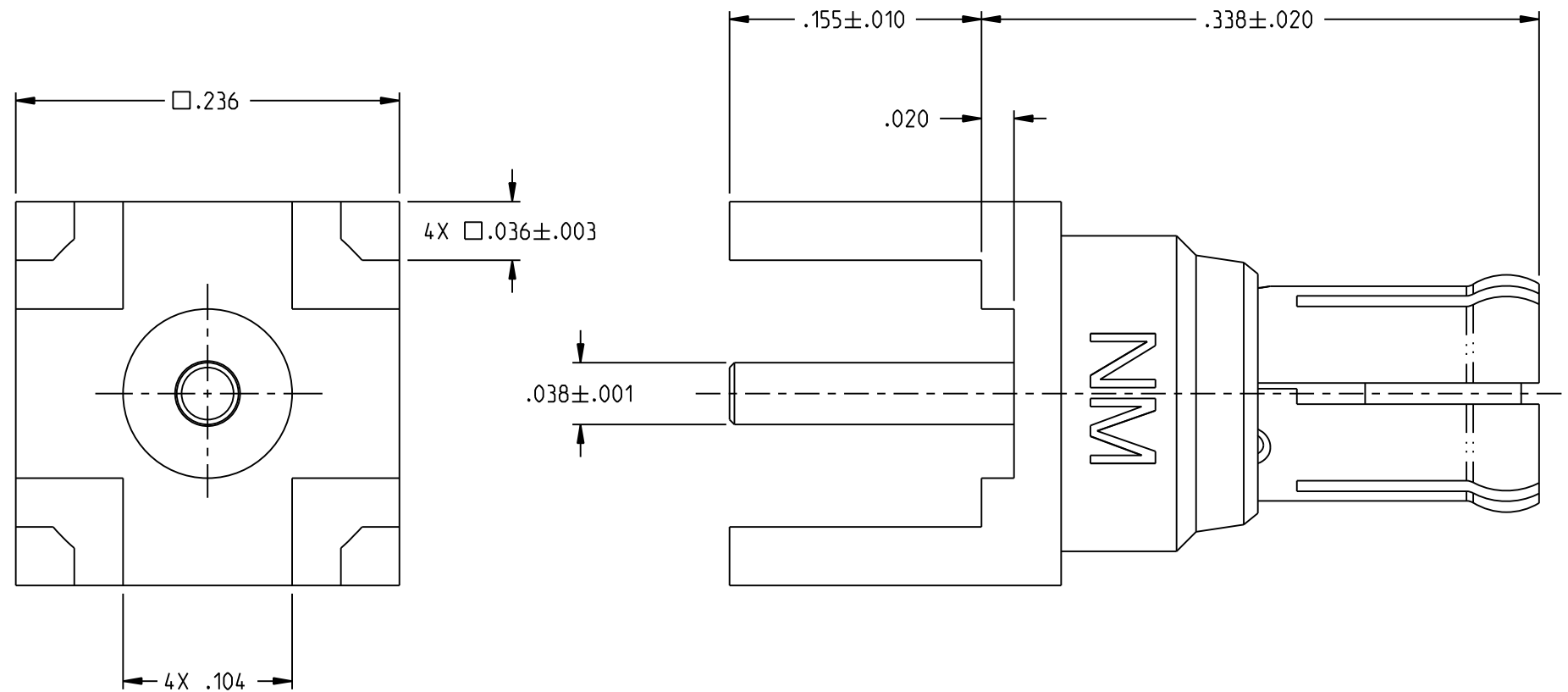
3. MECHANICAL SPECIFICATIONS:

- 3.1 ENGAGE/DISENGAGE FORCE: 5.6 LBS MAX ENGAGEMENT
1.0/8.0 LBS MIN/MAX DISENGAGEMENT
- 3.2 CONTACT RETENTION FORCE: 2.3 LBS MIN AXIAL FORCE
- 3.3 COUPLING MECHANISM RETENTION: 20 LBS MIN AXIAL FORCE
- 3.4 DURABILITY: 500 CYCLES MIN

4. ENVIRONMENTAL:

- 4.1 (MEETS OR EXCEEDS THE APPLICABLE PARAGRAPH OF MIL-PRF-39012)
- 4.2 THERMAL SHOCK: MIL-STD-202, METHOD 107, CONDITION F
- 4.3 OPERATING TEMPERATURE: -65 DEG C TO 165 DEG C
- 4.4 CORROSION: MIL-STD-202, METHOD 101, CONDITION B
- 4.5 SHOCK: MIL-STD-202, METHOD 213, CONDITION B
- 4.6 VIBRATION: MIL-STD-202, METHOD 204 CONDITION B
- 4.7 MOISTURE : MIL-STD-202, METHOD 106

5. CONNECTOR MARKED "NM" FOR NON-MAGNETIC.



MOUNTING HOLE LAYOUT

		JOHNSON	
	RoHS2 <input checked="" type="checkbox"/> 2011/65/EU	Title: PLUG ASSEMBLY STRAIGHT PC MOUNT NON-MAGNETIC MCX	
INTERPRET DRAWING IN ACCORDANCE WITH ASME Y14.5-2009.		Model No. 133-9801-201/210	Size B
UNLESS OTHERWISE SPECIFIED UNITS: INCH .XX ±.02 .XXX ±.005 ANGLES ±2°		Date 8/01/2016	Sheet 1 OF 1