Chipsmall Limited consists of a professional team with an average of over 10 year of expertise in the distribution of electronic components. Based in Hongkong, we have already established firm and mutual-benefit business relationships with customers from,Europe,America and south Asia,supplying obsolete and hard-to-find components to meet their specific needs.

With the principle of “Quality Parts,Customers Priority,Honest Operation,and Considerate Service”,our business mainly focus on the distribution of electronic components. Line cards we deal with include Microchip,ALPS,ROHM,Xilinx,Pulse,ON,Everlight and Freescale. Main products comprise IC,Modules,Potentiometer,IC Socket,Relay,Connector.Our parts cover such applications as commercial,industrial, and automotives areas.

We are looking forward to setting up business relationship with you and hope to provide you with the best service and solution. Let us make a better world for our industry!

Contact us

Tel: +86-755-8981 8866 Fax: +86-755-8427 6832
Email & Skype: info@chipsmall.com Web: www.chipsmall.com
Address: A1208, Overseas Decoration Building, #122 Zhenhua RD., Futian, Shenzhen, China

PART NUMBER	REV	FIRST USED	TERMINATOR	FEED TYPE	DESCRIPTION
1339719-1	A	-	BENCH & LEADMAKER	MECH POST FEED	HD-I APPLICATOR
7-1339719-1	A	-	BENCH & LEADMAKER	MECH POST FEED	-1 AND SPARE PARTS
7-1339719-7	A	-	-	-	SPARE PARTS KIT

CRIMP DATA STOCKO TERMINAL STOCKO CRIMP SPECS

TERMINAL NAME: STOCKO RSB7785F2.8-1

CRIMP	SIZE	TYPE	RANGE
WIRE	1.78 [.070 IN]	F	0.5mm² - 1.0mm²
INSUL	2.79 [.110 IN]	F	2.10-2.50 [.083-.098 IN]

WIRE STRIP LENGTH △4 3.20-4.00 [.126-.157 IN]

APPL INSTRUCTION 408-8323

TERMINAL - -
APPL SPEC STOCKO DATA SHEET -

FEED 15.80 [.622 IN]

TERMINALS APPLIED

AMP PN	MFR PN	-	-	-
1572349-1	RSB7785F2.8-1	-	-	-
-	-	-	-	-
-	-	-	-	-
-	-	-	-	-
-	-	-	-	-
-	-	-	-	-
-	-	-	-	-

WIRE SIZE mm² AWG	CRIMP HEIGHT	PIN PN AND LENGTH [IN]
1.00mm²	1.30 ±0.02 [.051 ±.001 IN]	2-354779-1 [.3095]
0.75mm²	1.17 ±0.02 [.046 ±.001 IN]	3-354779-2 [.3150]
0.50mm²	1.12 ±0.02 [.044 ±.001 IN]	3-354779-6 [.3170]
-	-	-
-	-	-
-	-	-
-	-	-
-	-	-
-	-	-
-	-	-
-	-	-
-	-	-
-	-	-

△1 RECOMMENDED SPARE PARTS.
2. GREASE RAM, CAM, CAM FOLLOWER AND FEED ROD LIGHTLY.
3. LUBRICATE DAILY PER THE APPLICATOR INSTRUCTION SHEET SUPPLIED WITH THE APPLICATOR.
△4 STRIP LENGTH AND CRIMP DATA NOT SHOWN ON STOCKO APPL. SPEC. TO TYCO APPL. SPEC 114-3118.
△5 CUT TO LENGTH AT ASSEMBLY.

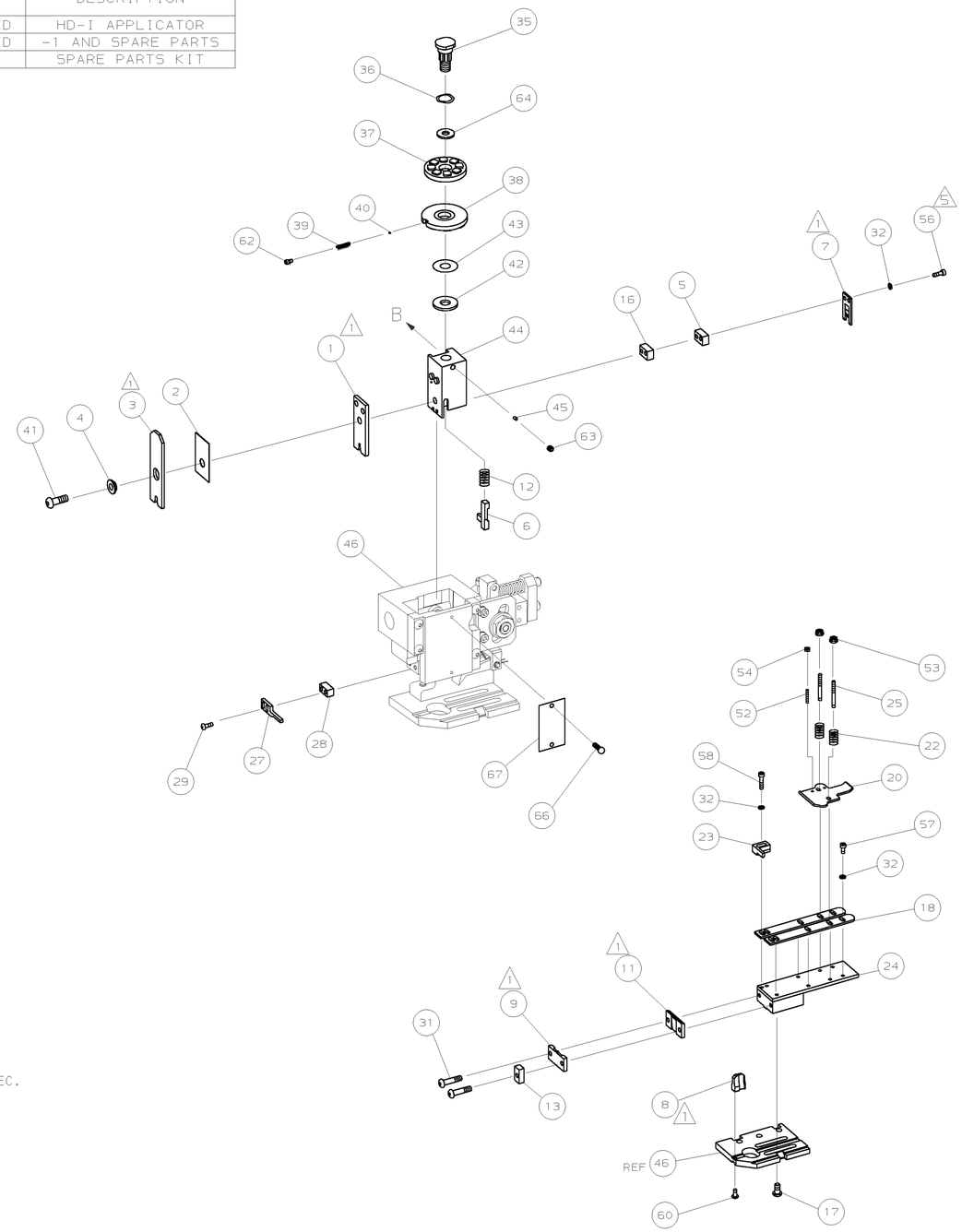

					73
-	1	1	1339719	PRINT, APPLICATOR LOG SHEET	72
-	1	1	1338705-2	DOCUMENTATION PACKAGE	71
					70
					69
					68
-	1	1	461264-1	PLATE, IDENTIFICATION	67
-	2	2	21017-2	SCR,DRIVE(#2X.19)ID PLATE	66
					65
-	1	1	986950-1	WASHER, FLAT PRECISION	64
-	1	1	3-18031-0	SCR,SKT SET(M6X6)RAM	63
-	1	1	18023-9	SCR,SKT CAP(M4X6)CP DSC	62
					61
-	1	1	18024-7	SCR,BHC(M4X10)ANVIL	60
					59
-	2	2	1-18023-3	SCR,SHC(M4X16)HOLD DOWN	58
-	5	5	1-18023-0	SCR,SHC(M4X8)STRIP GUIDE	57
-	2	2	1-18023-2	SCR,SHC(M4X12)SLUG BLADE	56
					55
-	2	2	18029-1	NUT,HEX(M3)DRAG	54
-	2	2	986965-1	NUT,HEX SL(M4)DRAG STUD	53
-	2	2	2-18032-2	SCR,SKT SET(M3X10)DRAG	52
					51
					50
-	1	1	18024-3	SCR,BHC(M3X10)CAM	49
					48
-	1	1	1338676-1	CAM, POST-FEED 30 & 40 mm ST	47
-	1	1	1338662-1	APPLICATOR, BASIC (SUBASSY)	46
-	1	1	690191-1	PLUG, NYLON	45
-	1	1	1320998-1	RAM	44
-	1	1	690125-1	WASHER, LAMINATED	43
-	1	1	690124-1	WASHER, RAM	42
-	1	1	2-18024-6	SCREW,BHC(M8X25)CRIMPER	41
-	1	1	23241-1	BALL, STEEL	40
-	1	1	2-22278-7	SPRING, COMPRESSION	39
-	1	1	1320922-1	DISC, INSULATION	38
-	1	1	354777-1	WIRE DISC, PLASTIC	37
-	1	1	22480-5	WASHER, SPRING	36
-	1	1	690212-1	POST, RAM	35
					34
					33
-	9	9	18025-2	WASHER,LOCK(M4)SHEAR BL	32
-	2	2	1-18024-0	SCR,BHC(M4X20)SHEAR PL	31
					30
-	2	2	18024-8	SCR,BHC(M4X12)STRIPPER	29
-	1	1	3-690451-2	SPACER, STRIPPER	28
-	1	1	240639-1	STRIPPER	27
					26
-	2	2	1320906-1	DRAG, STUD	25
-	1	1	1-1320995-6	STRIP GUIDE	24
-	1	1	240825-6	PLATE, STRIP HOLD DOWN	23
-	2	2	4-22281-1	SPRING, DRAG	22
					21
-	1	1	1338665-1	DRAG, STOCK	20
					19
-	2	2	1338663-4	GUIDE, LOWER STRIP	18
-	4	4	1-18024-8	SCR,BHC(M6X12)STRIP GD PL	17
-	1	1	1338708-1	SPACER, SLUG BLADE	16
					15
					14
-	1	1	1-690481-3	SPACER, HOLD DOWN	13
-	1	1	23846-1	SPRING, HOLD DOWN	12
△1 -	1	1	1-240644-7	PLATE, REAR SHEAR	11
					10
△1 -	1	1	3-690482-2	PLATE, FRONT SHEAR	9
△1 1	2	1	2-1333215-2	ANVIL	8
△1 -	1	1	690474-4	BLADE, SLUG	7
-	1	1	1-455892-7	HOLD DOWN, TERMINAL	6
-	1	1	3-240641-9	SPACER, SLUG BLADE	5
-	1	1	238009-4	SPACER, BLOCK CRIMPER	4
△1 1	2	1	2-1424909-7	CRIMPER, INSULATION	3
-	1	1	455888-5	SPACER, CRIMPER	2
△1 1	2	1	3-456404-2	CRIMPER, WIRE	1
	-77	-71	-1	PART NO	ITEM NO
				DESCRIPTION	

← REVISION OF EACH ASSY NO (WHEN BLANK, USE DWG REVISION)

QTY REQD PER ASSY — PARTS LIST

VIEW B ROTATED 180°

POST-FEED 40 mm STROKE

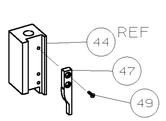

LEADMAKER OR BENCH G

POST-FEED 30 mm STROKE

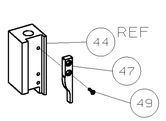

K TERMINATOR BENCH MACHINE

LOC A
DIST 66

P	F	LTR	REVISION RECORD	APP	DATE
		A	SEE ECN 015A-0856-03	MC	DEC03

DIMENSIONS: mm [INCHES]
DO NOT SCALE PRINT.
TOLERANCES UNLESS OTHERWISE SPECIFIED:
1 PLC DEC ±-
2 PLC DEC ±-
3 PLC DEC ±-
ANGLES ± -
SURF TEXTURE: √
REMOVE BURRS, BREAK SHARP EDGES R0.38 MAX

MATL	HT TR	FIN
- -	- -	- -

DR 290CT03 L.LOFTHOUSE
APP 290CT03 F.BACKHURST
CHK - -
REL 09-12-03 M.CLIFFORD

Tyco Electronics Harrisburg, PA 17105-3608

NAME END FEED HD-I APPLICATOR
MACHINE REF HD-I APPL
SCALE - D DWG NO 1339719 SHEET 1 OF 1 REV A

CAGE CODE 00779 CUSTOMER AND ASSEMBLY DRAWING RESTRICTED TO -

THIS DRAWING IS A CONTROLLED DOCUMENT.
LAYOUT L1339719
SET UP GAGE 458638-3
THIS DRAWING IS UNPUBLISHED. © COPYRIGHT 20 BY AMP INCORPORATED. ALL RIGHTS RESERVED. RELEASED FOR PUBLICATION .20 -