



Chipsmall Limited consists of a professional team with an average of over 10 year of expertise in the distribution of electronic components. Based in Hongkong, we have already established firm and mutual-benefit business relationships with customers from,Europe,America and south Asia,supplying obsolete and hard-to-find components to meet their specific needs.

With the principle of “Quality Parts,Customers Priority,Honest Operation,and Considerate Service”,our business mainly focus on the distribution of electronic components. Line cards we deal with include Microchip,ALPS,ROHM,Xilinx,Pulse,ON,Everlight and Freescale. Main products comprise IC,Modules,Potentiometer,IC Socket,Relay,Connector.Our parts cover such applications as commercial,industrial, and automotives areas.

We are looking forward to setting up business relationship with you and hope to provide you with the best service and solution. Let us make a better world for our industry!



Contact us

Tel: +86-755-8981 8866 Fax: +86-755-8427 6832

Email & Skype: info@chipsmall.com Web: www.chipsmall.com

Address: A1208, Overseas Decoration Building, #122 Zhenhua RD., Futian, Shenzhen, China



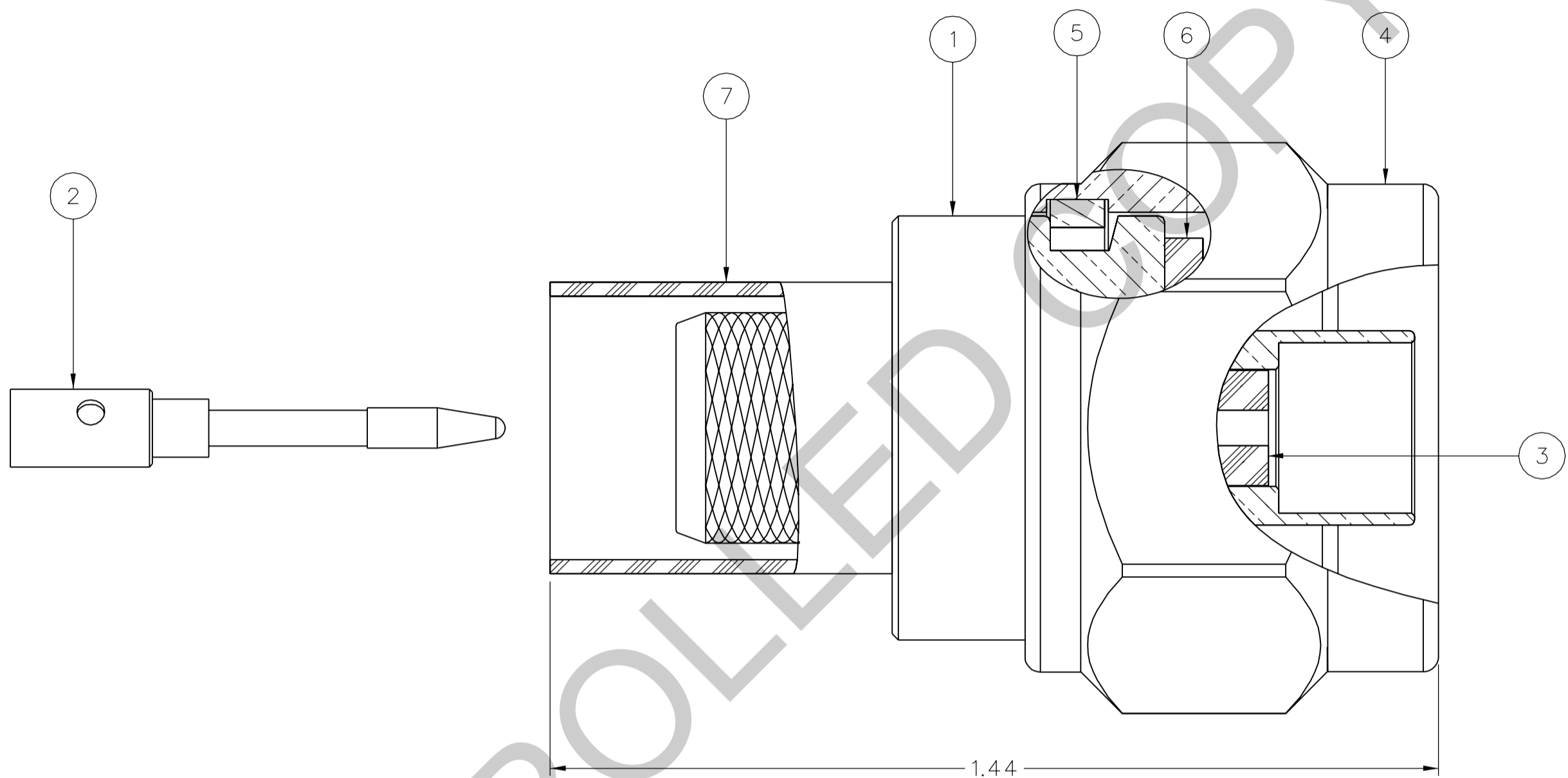
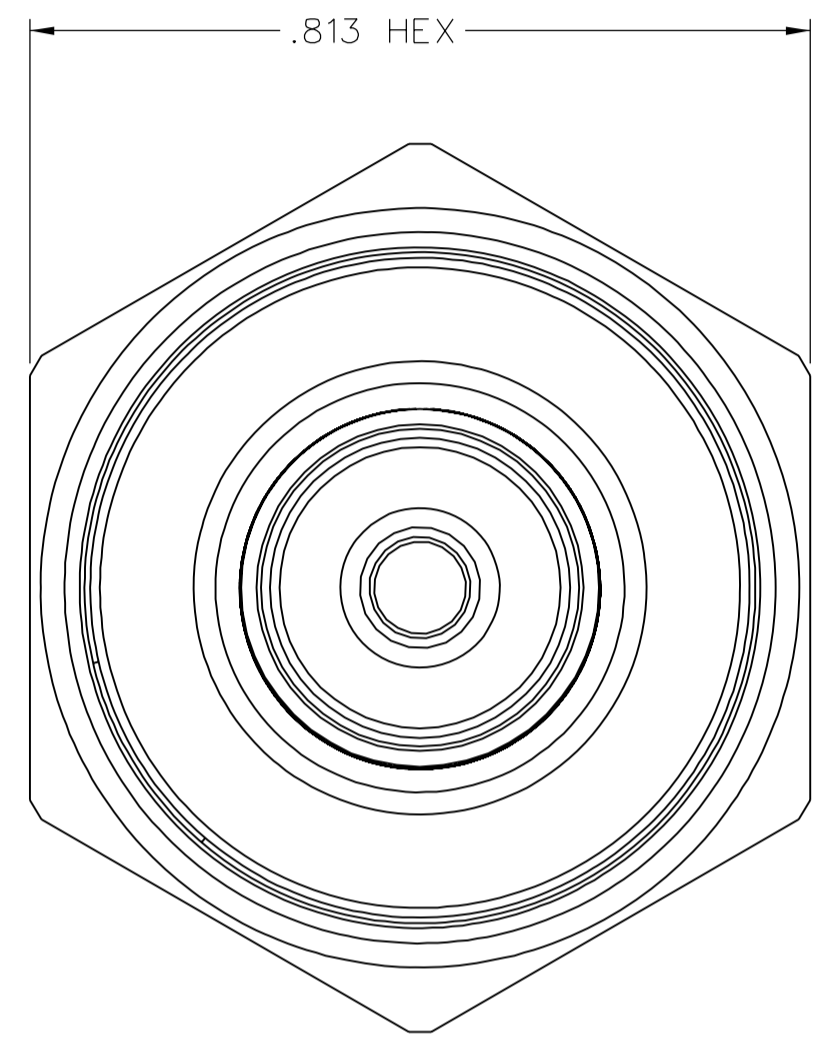
PART NUMBER	ITEM ① BODY	ITEM ② CONTACT	ITEM ③ INSULATOR	ITEM ④ COUPLING NUT	ITEM ⑤ RETENTION SPRING	ITEM ⑥ SEAL GASKET	ITEM ⑦ CRIMP SLEEVE
138-4416-006	BRASS NICKEL PL .0001 MIN OVER COPPER PL .00005 MIN	BRASS GOLD PL .00005 MIN OVER NICKEL PL .00005 MIN OVER COPPER PL .00005 MIN	TEFLON	BRASS NICKEL PL .0001 MIN OVER COPPER PL .00005 MIN	BERYLLIUM COPPER UNPLATED	SILICONE RUBBER	COPPER NICKEL PL .0001 MIN OVER COPPER PL .00005 MIN
138-4416-007	BRASS TRI-ALLOY PL .0001 MIN	BRASS GOLD PL .00005 MIN OVER NICKEL PL .00005 MIN OVER COPPER PL .00005 MIN	TEFLON	BRASS TRI-ALLOY PL .0001 MIN	BERYLLIUM COPPER UNPLATED	SILICONE RUBBER	COPPER TRI-ALLOY PL .0001 MIN

DRAWING NO.
C - 138-4416-001/010

0 REVISIONS

ENGINEERING RELEASE

1	11-30-05	P A T	J R K	P D W	M J U	4-7-06 ECN 50013
---	----------	-------------	-------------	-------------	-------------	---------------------

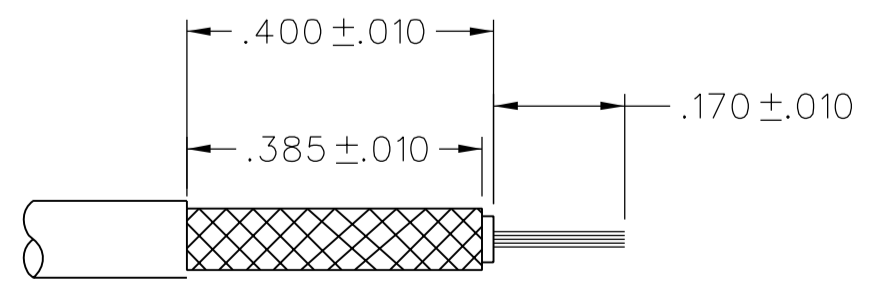


NOTES:

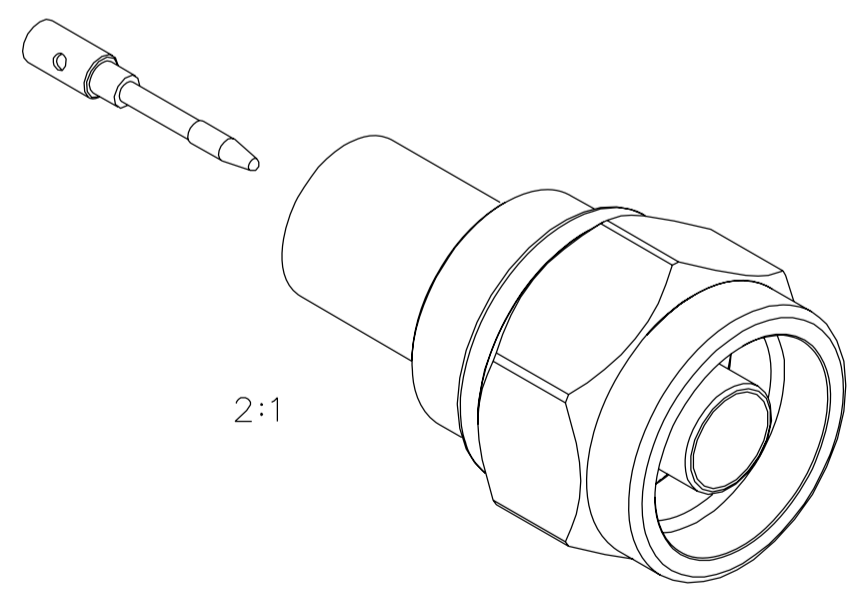
1. SPECIFICATIONS:
- IMPEDANCE: 50 OHMS
 - FREQUENCY RANGE: 0-11 GHz
 - VSWR: 1.30 MAX AT 0-11 GHz
 - WORKING VOLTAGE: 1000 VRMS MAX AT SEA LEVEL
 - DIELECTRIC WITHSTANDING VOLTAGE: 2500 VRMS MIN AT SEA LEVEL
 - INSULATION RESISTANCE: 5000 MEGOHM MIN
 - CONTACT RESISTANCE:
 - CENTER CONTACT - INITIAL 1.0 MILLIOHM MAX, AFTER ENVIRONMENTAL 1.5 MILLIOHM MAX
 - OUTER CONDUCTOR - INITIAL 0.2 MILLIOHM MAX, AFTER ENVIRONMENTAL NOT APPLICABLE
 - BODY TO CABLE - 0.05 MILLIOHM MAX, AFTER ENVIRONMENTAL NOT APPLICABLE
 - CORONA LEVEL: 500 VOLTS MIN AT 70,000 FEET
 - INSERTION LOSS: 0.15 dB MAX, TESTED AT 9 GHz
 - RF LEAKAGE: -90 dB MIN AT 2 TO 3 GHz
 - RF HIGH POTENTIAL WITHSTANDING VOLTAGE: 1500 VRMS AT 4 AND 7 MHz
 - THIRD ORDER INTERMODULATION PRODUCT (IMP3): TYPICALLY < -90 dBm (TESTED PER IEC GUIDELINES WITH 20W CW INPUTS AT 1930-1990 MHz)

- MECHANICAL:
- ENGAGE/DISENGAGE TORQUE: 6 IN-LBS MAX
 - MATING TORQUE: 7-10 IN-LBS
 - COUPLING PROOF TORQUE: 15 IN-LBS MIN
 - COUPLING NUT RETENTION: 100 LBS MIN
 - CONTACT RETENTION: NOT APPLICABLE
 - CABLE ACCEPTABILITY: RG 8, RG 213
 - CABLE HEX CRIMP SIZE: .429
 - CONTACT HEX CRIMP SIZE: .111
 - CABLE RETENTION: 90 LBS MIN AXIAL FORCE
 - DURABILITY: 500 CYCLES MIN

- ENVIRONMENTAL:
- (MEETS OR EXCEEDS THE APPLICABLE PARAGRAPH OF MIL-PRF-39012)
 - THERMAL SHOCK: MIL-STD-202, METHOD 107, CONDITION B, EXCEPT 85°C HIGH TEMP
 - OPERATING TEMPERATURE: -65°C TO 165°C
 - CORROSION: MIL-STD-202, METHOD 101, CONDITION B
 - SHOCK: MIL-STD-202, METHOD 213, CONDITION I
 - VIBRATION: MIL-STD-202, METHOD 204, CONDITION B
 - MOISTURE RESISTANCE: MIL-STD-202, METHOD 106



CABLE STRIP DIMENSIONS
NOT TO SCALE



TOLERANCE UNLESS OTHERWISE SPECIFIED		DRAWN BY	DATE
DECIMALS	mm	PAT	11-14-05
.XX REF	—	CHECKED BY	DATE
.XXX REF	—	PDW	4-6-06
MATL	—	APPROVED BY	DATE
—	—	JRK	4-6-06
FINISH	—	RELEASE DATE	4-7-06
—	—	U/M INCH	SCALE 5:1

Cinch Connectivity Solutions
P.O. Box 1732
Waseca, MN 56093
1-800-247-8256

cinch
CONNECTIVITY SOLUTIONS
a bel group

TITLE
STRAIGHT CRIMP PLUG,
TYPE N CONNECTOR,
RG213 FLEXIBLE CABLED

SHEET 2 OF 2
DRAWING NO.
C - 138-4416-001/010

CUSTOMER DRAWING

THIS DRAWING TO BE INTERPRETED
PER ASME Y 14.5M - 1994

"μ STATION"

COMPANY CONFIDENTIAL