



Chipsmall Limited consists of a professional team with an average of over 10 year of expertise in the distribution of electronic components. Based in Hongkong, we have already established firm and mutual-benefit business relationships with customers from,Europe,America and south Asia,supplying obsolete and hard-to-find components to meet their specific needs.

With the principle of "Quality Parts,Customers Priority,Honest Operation,and Considerate Service",our business mainly focus on the distribution of electronic components. Line cards we deal with include Microchip,ALPS,ROHM,Xilinx,Pulse,ON,Everlight and Freescale. Main products comprise IC,Modules,Potentiometer,IC Socket,Relay,Connector.Our parts cover such applications as commercial,industrial, and automotives areas.

We are looking forward to setting up business relationship with you and hope to provide you with the best service and solution. Let us make a better world for our industry!



Contact us

Tel: +86-755-8981 8866 Fax: +86-755-8427 6832

Email & Skype: info@chipsmall.com Web: www.chipsmall.com

Address: A1208, Overseas Decoration Building, #122 Zhenhua RD., Futian, Shenzhen, China



Bus system connector - SACC-M12FSB-5CON-PG9 SH XL PB - 1401097

Please be informed that the data shown in this PDF Document is generated from our Online Catalog. Please find the complete data in the user's documentation. Our General Terms of Use for Downloads are valid (<http://download.phoenixcontact.com>)



Bus system connector, female connector, straight, 5-pos., M12, shielded, gold-plated contacts, B-coded, screw connection, metal knurl, Pg11 cable gland

Product Features

- ✓ Safe use in the field, thanks to a high degree of protection
- ✓ Flexible: connectors for on-site assembly
- ✓ Screw connection: proven connection technology for a large selection of different conductors
- ✓ Reliable signal transmission - 360° shielding in environments with electromagnetic interference



Key commercial data

Packing unit	1 PCE
GTIN	 4 046356 523356
Custom tariff number	85366990
Country of origin	GERMANY

Technical data

Dimensions

External diameter	8 mm ... 10 mm
-------------------	----------------

Ambient conditions

Degree of protection	IP67
----------------------	------

General

Rated current at 40°C	4 A
Rated voltage	60 V
Number of positions	5

Bus system connector - SACC-M12FSB-5CON-PG9 SH XL PB - 1401097

Technical data

General

Contact resistance	$\leq 3 \text{ m}\Omega$
Insulation resistance	$\geq 100 \text{ M}\Omega$
Coding	B - inverse
Signal type/category	PROFIBUS
Status display	No
Surge voltage category	II
Pollution degree	3
Connection method	Screw connection
Conductor cross section	$0.25 \text{ mm}^2 \dots 0.75 \text{ mm}^2$
AWG conductor cross section	24 ... 18
Insertion/withdrawal cycles	≥ 100
Torque	1 Nm ... 1.4 Nm (Pressure nut)
	0.2 Nm (Screw terminal blocks)
Tightening torque	Screw plug insert with sleeve housing as far it will go
Assembly instructions	The wires can be connected both with ferrules and without ferrules

Material

Inflammability class according to UL 94	V0
Contact material	CuSn
Contact surface material	Au
Contact carrier material	PA 66
Material of grip body	Zinc die-cast, nickel-plated
Material, knurls	Nickel-plated brass
Sealing material	NBR

Classifications

ETIM

ETIM 3.0	EC002062
ETIM 4.0	EC002062
ETIM 5.0	EC002062

UNSPSC

UNSPSC 11	31251501
UNSPSC 12.01	31251501
UNSPSC 13.2	31251501
UNSPSC 6.01	31251501
UNSPSC 7.0901	31251501

Bus system connector - SACC-M12FSB-5CON-PG9 SH XL PB - 1401097

Classifications

eCl@ss

eCl@ss 4.0	27250313
eCl@ss 4.1	27250313
eCl@ss 5.0	27143423
eCl@ss 5.1	27143423
eCl@ss 6.0	27143423
eCl@ss 7.0	27449001
eCl@ss 8.0	27449001

Approvals

Approvals


Approvals

GOST

Ex Approvals

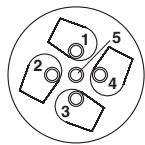
Approvals submitted

Approval details

GOST 

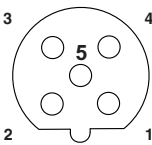
Drawings

Schematic diagram



Cable connection side M12 (screw connection)

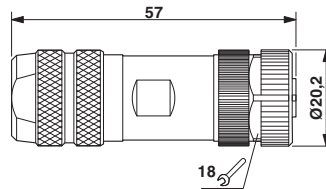
Schematic diagram



Pin assignment M12 socket, 5-pos., B-coded, female side

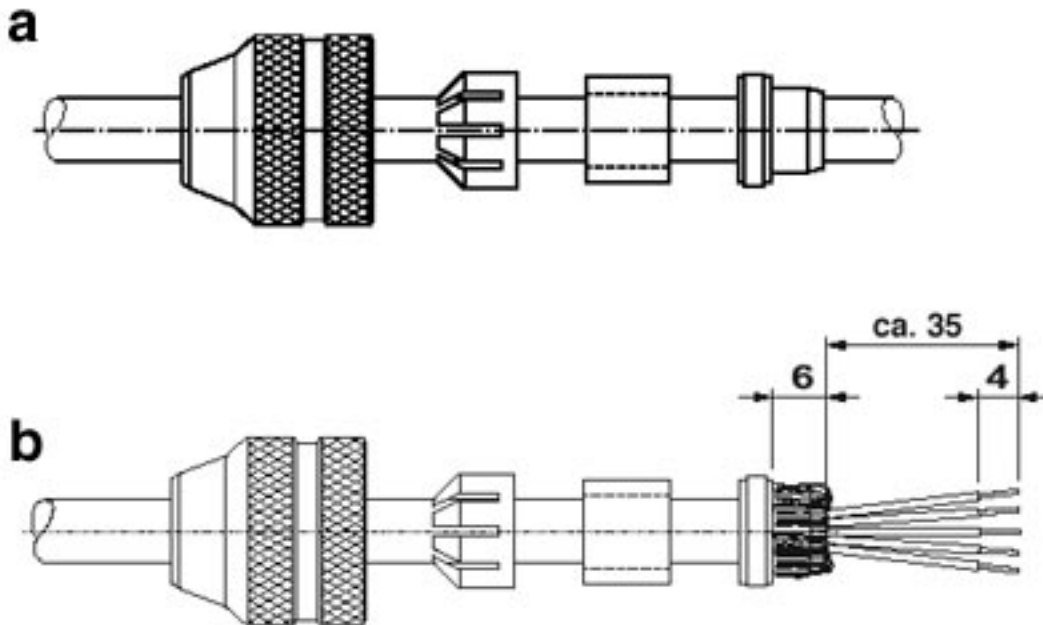
Bus system connector - SACC-M12FSB-5CON-PG9 SH XL PB - 1401097

Dimensioned drawing



M12 x 1 socket, straight, shielded

Functional drawing



Assembly steps for M12 male/female plug and conductor

a = Slide on parts

b= Strip conductor, widen shield and lay around the shielding ring, cut off projecting mesh. Slide cores through the housing. Mount shielding ring, gasket and clamping cage. Tighten pressure screw to fix the cable. Screw down cores. Mount male/female part. Tighten pressure screw.