



Chipsmall Limited consists of a professional team with an average of over 10 year of expertise in the distribution of electronic components. Based in Hongkong, we have already established firm and mutual-benefit business relationships with customers from,Europe,America and south Asia,supplying obsolete and hard-to-find components to meet their specific needs.

With the principle of "Quality Parts,Customers Priority,Honest Operation,and Considerate Service",our business mainly focus on the distribution of electronic components. Line cards we deal with include Microchip,ALPS,ROHM,Xilinx,Pulse,ON,Everlight and Freescale. Main products comprise IC,Modules,Potentiometer,IC Socket,Relay,Connector.Our parts cover such applications as commercial,industrial, and automotives areas.

We are looking forward to setting up business relationship with you and hope to provide you with the best service and solution. Let us make a better world for our industry!



## Contact us

Tel: +86-755-8981 8866 Fax: +86-755-8427 6832

Email & Skype: info@chipsmall.com Web: www.chipsmall.com

Address: A1208, Overseas Decoration Building, #122 Zhenhua RD., Futian, Shenzhen, China



## Network cable - VS-M12FSBPS-IP20-93E-LI/1,0 - 1404206


Please be informed that the data shown in this PDF Document is generated from our Online Catalog. Please find the complete data in the user's documentation. Our General Terms of Use for Downloads are valid (<http://phoenixcontact.com/download>)



Assembled Ethernet cable, CAT5e, shielded, 2-pair, 26 AWG stranded (7-wire), RAL 5021 (water blue), M12 flush-type socket, rear/screw mounting with SPEEDCON to RJ45 plug/IP20, line, length 1 m

RoHS

### Key Commercial Data

|              |   |
|--------------|---|
| Packing unit | 1 STK   |
| GTIN         | <br>4 046356 681483 |
| GTIN         | 4046356681483   |

### Technical data

#### Dimensions

|                 |     |
|-----------------|-----|
| Length of cable | 1 m |
|-----------------|-----|

#### Ambient conditions

|                                 |  |
|---------------------------------|--|
| Ambient temperature (operation) | -25 °C ... 60 °C (cable, fixed installation)   |
|                                 | -5 °C ... 60 °C (cable, flexible installation) |

#### General data

|                                       |                |
|---------------------------------------|----------------|
| Number of positions                   | 4              |
| Alternative short product description | Ethernet cable |

#### Cable

|                                    |                                |
|------------------------------------|--------------------------------|
| Cable type                         | Ethernet                       |
| Cable type (abbreviation)          | 93E                            |
| Signal type/category               | Ethernet CAT5 (IEC 11801:2002) |
| Cable structure                    | 2x2xAWG26/7 PIMF               |
| Conductor cross section            | 2x 2x 0.14 mm <sup>2</sup>     |
| AWG signal line                    | 26                             |
| Conductor structure signal line    | 7x 0.15 mm                     |
| Core diameter including insulation | ≤ 1.05 mm                      |

# Network cable - VS-M12FSBPS-IP20-93E-LI/1,0 - 1404206

## Technical data

### Cable

|   |   |
|---|---|
| Wire colors                                   | white/orange-orange, white/green-green  |
| Twisted pairs                                 | 2 cores to the pair   |
| Type of pair shielding                        | Aluminum-lined polyester foil   |
| Overall twist                                 | Two pairs with two fillers to the core  |
| Shielding                                     | Tinned copper braided shield  |
| External sheath, color                        | water blue RAL 5021   |
| External cable diameter D                     | 6.7 mm  |
| Smallest bending radius, movable installation | 34 mm   |
| Tensile strength GRP                          | 30 N (for installation)<br>10 N (in accordance with installation)                               |
| Cable weight                                  | 42 kg/km  |
| Outer sheath, material                        | PUR   |
| Material conductor insulation                 | Cell PE   |
| Conductor material                            | Bare Cu litz wires  |
| Insulation resistance                         | ≥ 5 GΩ*km   |
| Conductor resistance                          | ≤ 150 Ω/km  |
| Working capacitance                           | 42 pF   |
| Wave impedance                                | 100 Ω ±5 % (at 100 MHz)   |
| Signal speed                                  | 0.72 c  |
| Shield attenuation                            | 60 dB (up to 1000 MHz)  |
| Coupling resistance                           | 5.00 mΩ/m (at 10 MHz)   |
| Nominal voltage, cable                        | max. 125 V  |
| Test voltage, cable                           | 1000 V  |
| Special properties                            | Free of substances which would hinder coating with paint or varnish                             |
| Flame resistance                              | complying with IEC 60332-2-2  |
| Halogen-free                                  | complying with IEC 60754-1/2  |
| Resistance to oil                             | in accordance with DIN EN 60811-2-1   |
| Other resistance                              | Microbe resistance as per VDE 0282 section 10<br>Hydrolysis resistance as per DIN 53504         |
| Concentration of fumes                        | in accordance with IEC 61034-1/2  |
| Ambient temperature (operation)               | -40 °C ... 70 °C (cable, fixed installation)<br>-10 °C ... 50 °C (cable, flexible installation) |

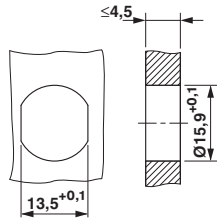
### Environmental Product Compliance

|            |   |
|------------|---|
| REACH SVHC | Lead 7439-92-1  |
| China RoHS | Environmentally Friendly Use Period = 50  |
|            | For details about hazardous substances go to tab "Downloads", Category "Manufacturer's declaration" |

### Drawings

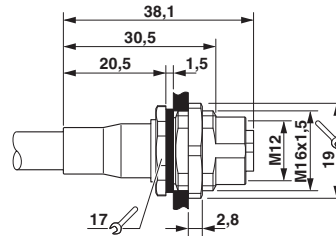
# Network cable - VS-M12FSBPS-IP20-93E-LI/1,0 - 1404206

Dimensional drawing



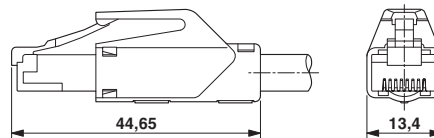
Housing cutout for M16 fastening thread, mounting panel with feed-through hole (alternatively with surface as protection against rotation)

Dimensional drawing



M12 flush-type connector

Dimensional drawing



## Approvals

Approvals

Approvals

EAC

Ex Approvals

## Approval details

|     |  |         |
|-----|--|---------|
| EAC |  | B.00767 |
|-----|--|---------|

Phoenix Contact 2018 © - all rights reserved  
<http://www.phoenixcontact.com>

PHOENIX CONTACT GmbH & Co. KG  
Flachsmarktstr. 8  
32825 Blomberg  
Germany  
Tel. +49 5235 300  
Fax +49 5235 3 41200  
<http://www.phoenixcontact.com>