



Chipsmall Limited consists of a professional team with an average of over 10 year of expertise in the distribution of electronic components. Based in Hongkong, we have already established firm and mutual-benefit business relationships with customers from,Europe,America and south Asia,supplying obsolete and hard-to-find components to meet their specific needs.

With the principle of “Quality Parts,Customers Priority,Honest Operation,and Considerate Service”,our business mainly focus on the distribution of electronic components. Line cards we deal with include Microchip,ALPS,ROHM,Xilinx,Pulse,ON,Everlight and Freescale. Main products comprise IC,Modules,Potentiometer,IC Socket,Relay,Connector.Our parts cover such applications as commercial,industrial, and automotives areas.

We are looking forward to setting up business relationship with you and hope to provide you with the best service and solution. Let us make a better world for our industry!



Contact us

Tel: +86-755-8981 8866 Fax: +86-755-8427 6832

Email & Skype: info@chipsmall.com Web: www.chipsmall.com

Address: A1208, Overseas Decoration Building, #122 Zhenhua RD., Futian, Shenzhen, China



"High Frequency Ceramic Solutions"

(824 - 1990) / 2450 MHz Diplexer

P/N 1407DP15A2450

Detail Specification: 09/24/08

Page 1 of 2

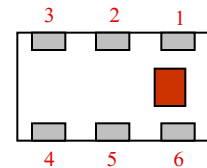
General Specifications

Part Number	1407DP15A2450
-------------	---------------

Passband (MHz)	Insertion Loss	Attenuation I	Return Loss
824 - 960	0.6 max	15 min. @ 2400 - 2500 MHz	9.5 min
1710 - 1880	1.0 max		9.5 min
1990	1.5 max		--
2400 - 2500	2.0 max	20 min @ 824-1990 MHz	9.5 min

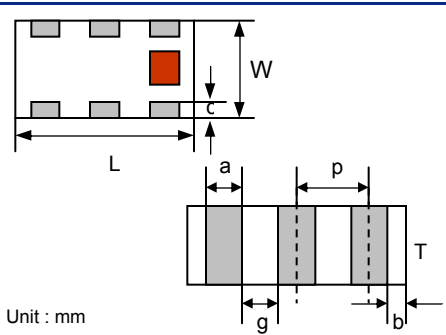
Input Power	3 Watts max.
Impedance	50 Ω
Operating Temp	-40 to +85°C
Storage Temp	-40 to +85°C
Reel Quantity	4000

Terminal Configuration	
No.	Function
1	Higher Freq. Port (P1)
2	GND
3	Lower Freq. Port (P3)
4	GND
5	Common Port (P2)
6	GND



Mechanical Dimensions

	In	mm
L	0.079 \pm 0.004	2.00 \pm 0.10
W	0.049 \pm 0.004	1.25 \pm 0.10
T	0.037 \pm 0.004	0.95 \pm 0.10
a	0.012 \pm 0.004	0.30 \pm 0.10
b	0.008 \pm 0.004	0.20 \pm 0.10
c	0.012 +.004/-.008	0.30 +0.1/-0.2
g	0.014 \pm 0.004	0.35 \pm 0.10
p	0.026 \pm 0.002	0.65 \pm 0.05

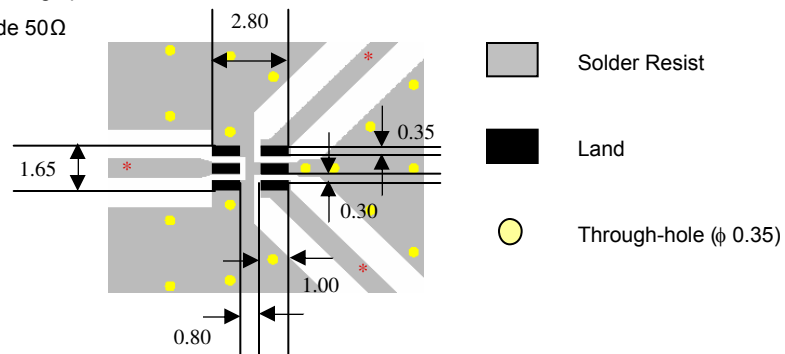


Mounting Considerations

Mount these devices with brown mark facing up.

Line width should be designed to provide 50 Ω impedance matching characteristics.

Units: mm



Johanson Technology, Inc. reserves the right to make design changes without notice.
All sales are subject to Johanson Technology, Inc. terms and conditions.



www.johansontechology.com

4001 Calle Tecate • Camarillo, CA 93012 • TEL 805.389.1166 FAX 805.389.1821

2007 Johanson Technology, Inc. All Rights Reserved

"High Frequency Ceramic Solutions"

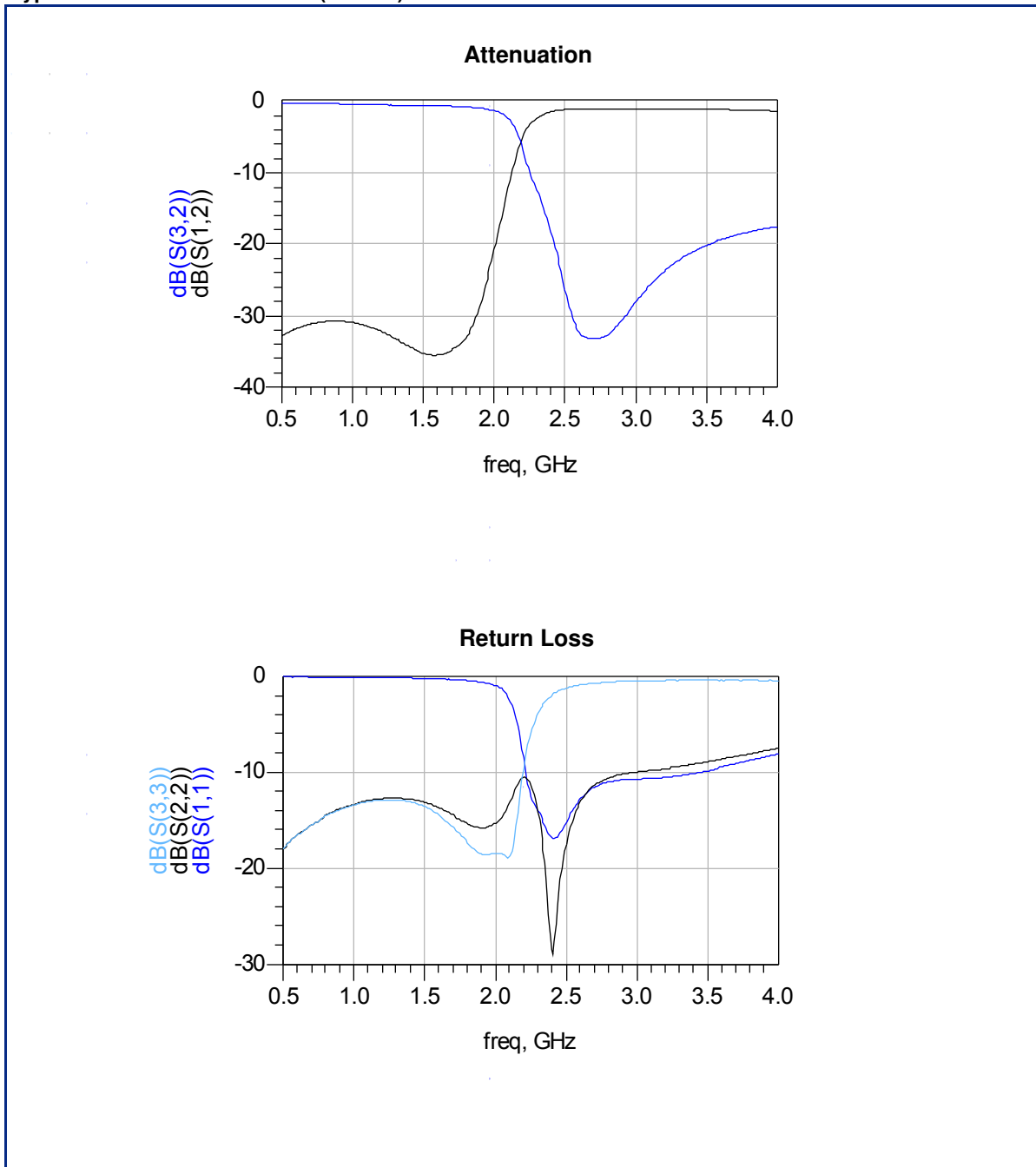
(824 - 1990) / 2450 MHz Diplexer

P/N 1407DP15A2450

Detail Specification: 09/24/08

Page 2 of 2

Typical Electrical Performance (T=25°C)



Johanson Technology, Inc. reserves the right to make design changes without notice.

All sales are subject to Johanson Technology, Inc. terms and conditions.



www.johansontechnology.com

4001 Calle Tecate • Camarillo, CA 93012 • TEL 805.389.1166 FAX 805.389.1821

2007 Johanson Technology, Inc. All Rights Reserved