



Chipsmall Limited consists of a professional team with an average of over 10 year of expertise in the distribution of electronic components. Based in Hongkong, we have already established firm and mutual-benefit business relationships with customers from,Europe,America and south Asia,supplying obsolete and hard-to-find components to meet their specific needs.

With the principle of “Quality Parts,Customers Priority,Honest Operation,and Considerate Service”,our business mainly focus on the distribution of electronic components. Line cards we deal with include Microchip,ALPS,ROHM,Xilinx,Pulse,ON,Everlight and Freescale. Main products comprise IC,Modules,Potentiometer,IC Socket,Relay,Connector.Our parts cover such applications as commercial,industrial, and automotives areas.

We are looking forward to setting up business relationship with you and hope to provide you with the best service and solution. Let us make a better world for our industry!



Contact us

Tel: +86-755-8981 8866 Fax: +86-755-8427 6832

Email & Skype: info@chipsmall.com Web: www.chipsmall.com

Address: A1208, Overseas Decoration Building, #122 Zhenhua RD., Futian, Shenzhen, China



Housing set - HC-MOT-AFL-SET - 1409053

Please be informed that the data shown in this PDF Document is generated from our Online Catalog. Please find the complete data in the user's documentation. Our General Terms of Use for Downloads are valid (<http://download.phoenixcontact.com>)



Connector on motor side, EMC metal housing attachment incl. crimp contact insert, with flat seal and coated protective cover, without crimp contacts, housing with coatable thick-layer passivation



Key commercial data

Packing unit	1 PCE
Custom tariff number	79070000
Country of origin	Germany

Technical data

General

Pollution degree	3
Surge voltage category	III
Insertion/withdrawal cycles	≥ 100
Design	MOT
Conductor cross section	0.35 mm ² ... 2.5 mm ² (Power crimp contacts)
	0.14 mm ² ... 1 mm ² (Control crimp contacts)
Connection cross section AWG	20 ... 14 (Power crimp contacts)
	26 ... 18 (Control crimp contacts)
Stripping length of the individual wire	6 mm (Power crimp contacts)
	4.5 mm (Control crimp contacts)

Ambient conditions

Ambient temperature (operation)	-30 °C ... 100 °C
Degree of protection	IP67

Material data

Inflammability class according to UL 94	V0
Seal material	EPDM

Housing set - HC-MOT-AFL-SET - 1409053

Technical data

Material data

Housing material	GD-Zn
Contact material	Copper alloy
Contact surface material	Au
Material of contact surface, power contact	Au
Material of contact surface, control contact	Au
Contact carrier material	PA

Electrical characteristics

Rated voltage for power contacts	400/800 V
Rated voltage (III/3)	250 V (Signal)
Rated surge voltage	6 kV (Phase/housing power circuit)
	8 kV (Phase/phase power circuit)
	4 kV (Control circuit)
Rated current	16.5 A (power contacts)
	2.5 A (control contacts)

Technical data according to UL approval

Nominal voltage, power contact	600 V
Nominal current, power contact	16.5 A
Nominal voltage, signal contact	250 V
Nominal current, signal contact	2.5 A

Classifications

eCl@ss

eCl@ss 4.0	27140816
eCl@ss 4.1	27140816
eCl@ss 5.0	27143424
eCl@ss 5.1	27143424
eCl@ss 6.0	27143424
eCl@ss 7.0	27440209
eCl@ss 8.0	27440209

ETIM

ETIM 4.0	EC000437
ETIM 5.0	EC000437

UNSPSC

UNSPSC 6.01	30211923
-------------	----------

Housing set - HC-MOT-AFL-SET - 1409053

Classifications

UNSPSC

UNSPSC 7.0901	39121522
UNSPSC 11	39121522
UNSPSC 12.01	39121522
UNSPSC 13.2	39121522

Approvals

Approvals

Approvals

CSA / CSAus / GOST / UL Listed / cCSAus

Ex Approvals

Approvals submitted

Approval details


CSA	
mm ² /AWG/kcmil	18
Nominal current I _N	2.5 A
Nominal voltage U _N	250 V

CSAus	
mm ² /AWG/kcmil	18
Nominal current I _N	2.5 A
Nominal voltage U _N	250 V

GOST	
------	--

Housing set - HC-MOT-AFL-SET - 1409053

Approvals

UL Listed 	
mm ² /AWG/kcmil	18
Nominal current I _N	2.5 A
Nominal voltage U _N	250 V

cCSAus

Accessories

Accessories

Coding element

Coding profile - CP-HCC 4 - 1600027



Coding profile, Number of positions: 1, Color: red

Protective cover

Protective cap - HC-MOT-SD-L-KU - 1409147



Coated protective cover for the housing on the motor side

Seal

Grommet - HC-MOT-AFL-FL-DI - 1409257

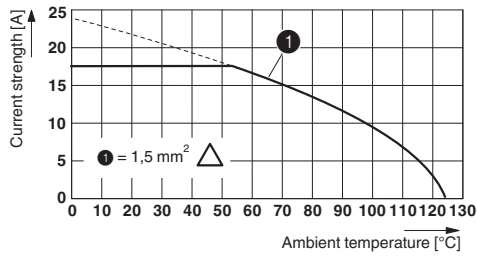


Flat gasket for flange

Housing set - HC-MOT-AFL-SET - 1409053

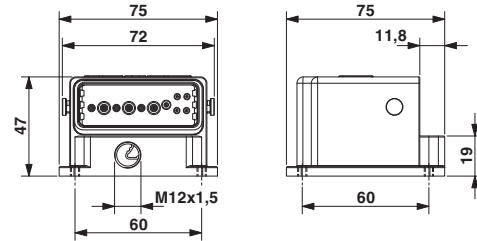
Drawings

Diagram



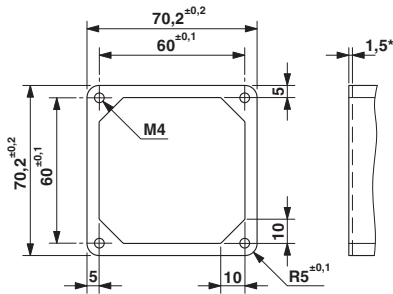
Derating diagram

Dimensioned drawing



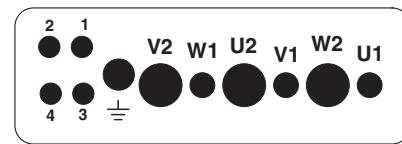
Dimensional drawing

Dimensioned drawing



Flange drawing (1.5* interface dimensions up to this height).

Schematic diagram



Connector pin assignment, connection side