



Chipsmall Limited consists of a professional team with an average of over 10 year of expertise in the distribution of electronic components. Based in Hongkong, we have already established firm and mutual-benefit business relationships with customers from,Europe,America and south Asia,supplying obsolete and hard-to-find components to meet their specific needs.

With the principle of “Quality Parts,Customers Priority,Honest Operation,and Considerate Service”,our business mainly focus on the distribution of electronic components. Line cards we deal with include Microchip,ALPS,ROHM,Xilinx,Pulse,ON,Everlight and Freescale. Main products comprise IC,Modules,Potentiometer,IC Socket,Relay,Connector.Our parts cover such applications as commercial,industrial, and automotives areas.

We are looking forward to setting up business relationship with you and hope to provide you with the best service and solution. Let us make a better world for our industry!



Contact us

Tel: +86-755-8981 8866 Fax: +86-755-8427 6832

Email & Skype: info@chipsmall.com Web: www.chipsmall.com

Address: A1208, Overseas Decoration Building, #122 Zhenhua RD., Futian, Shenzhen, China



LOC	DIST	REV	DATE	BY	CHKD	APVD
GP	00	B1	11MAR2011	RK	HMR	

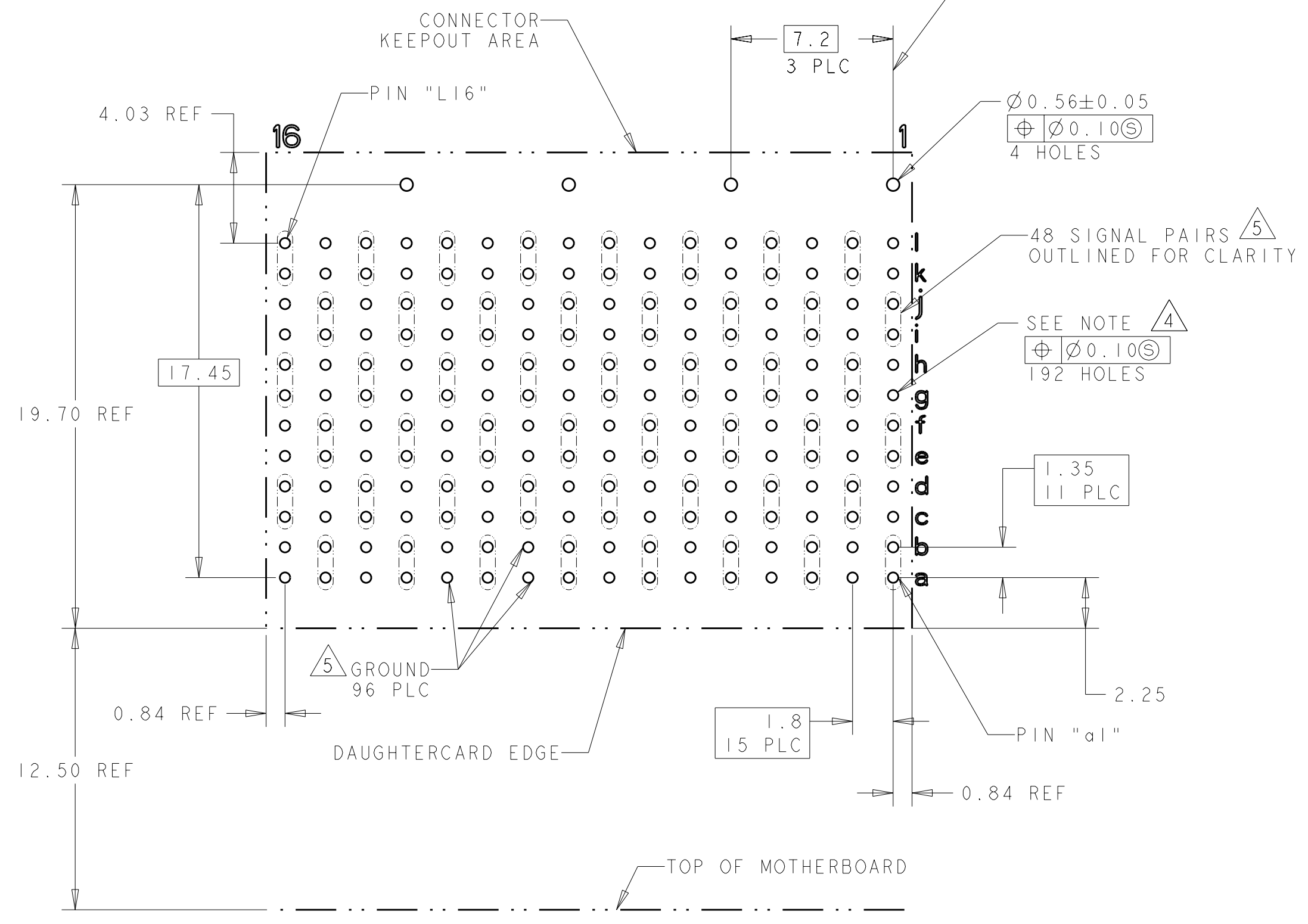
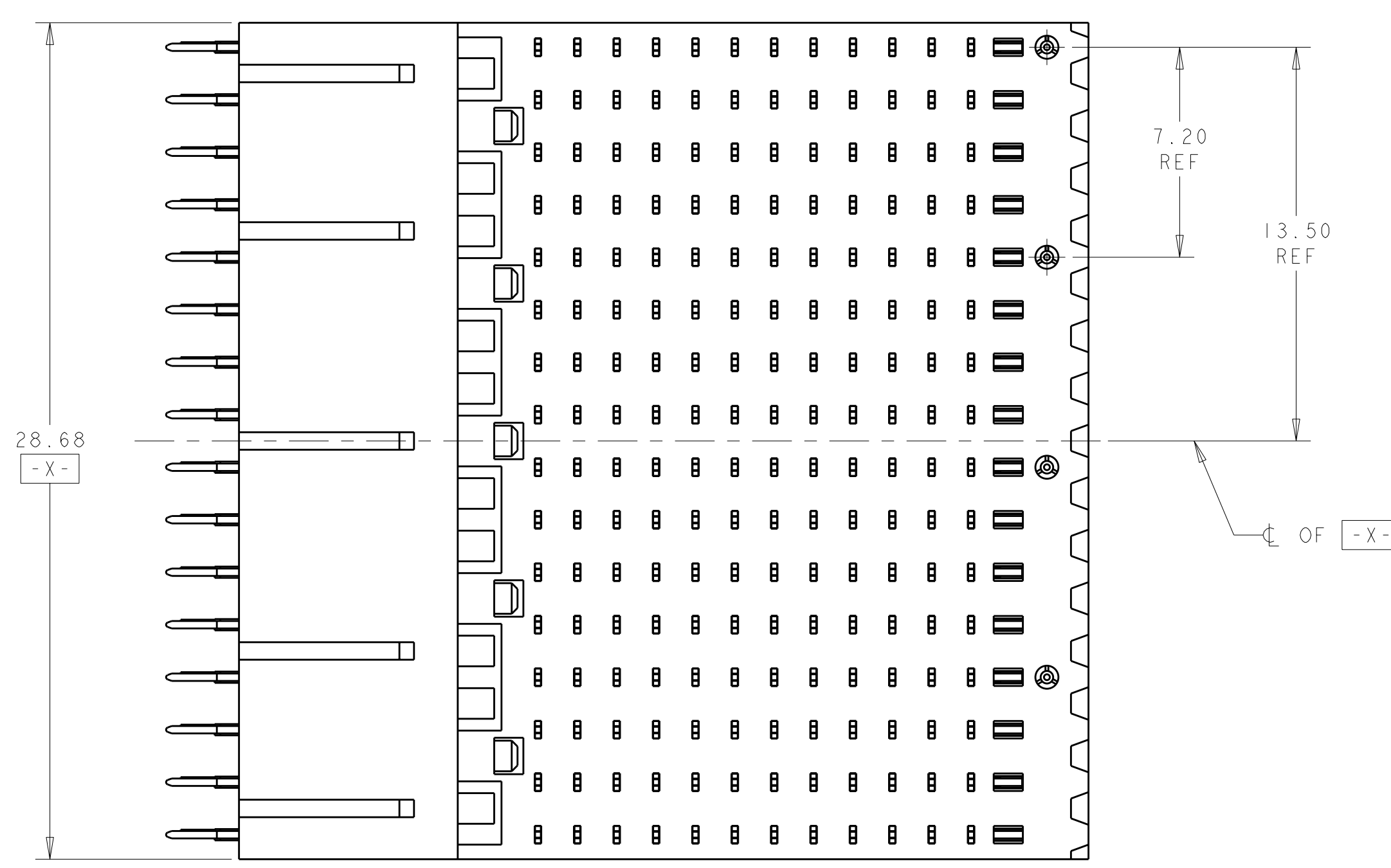
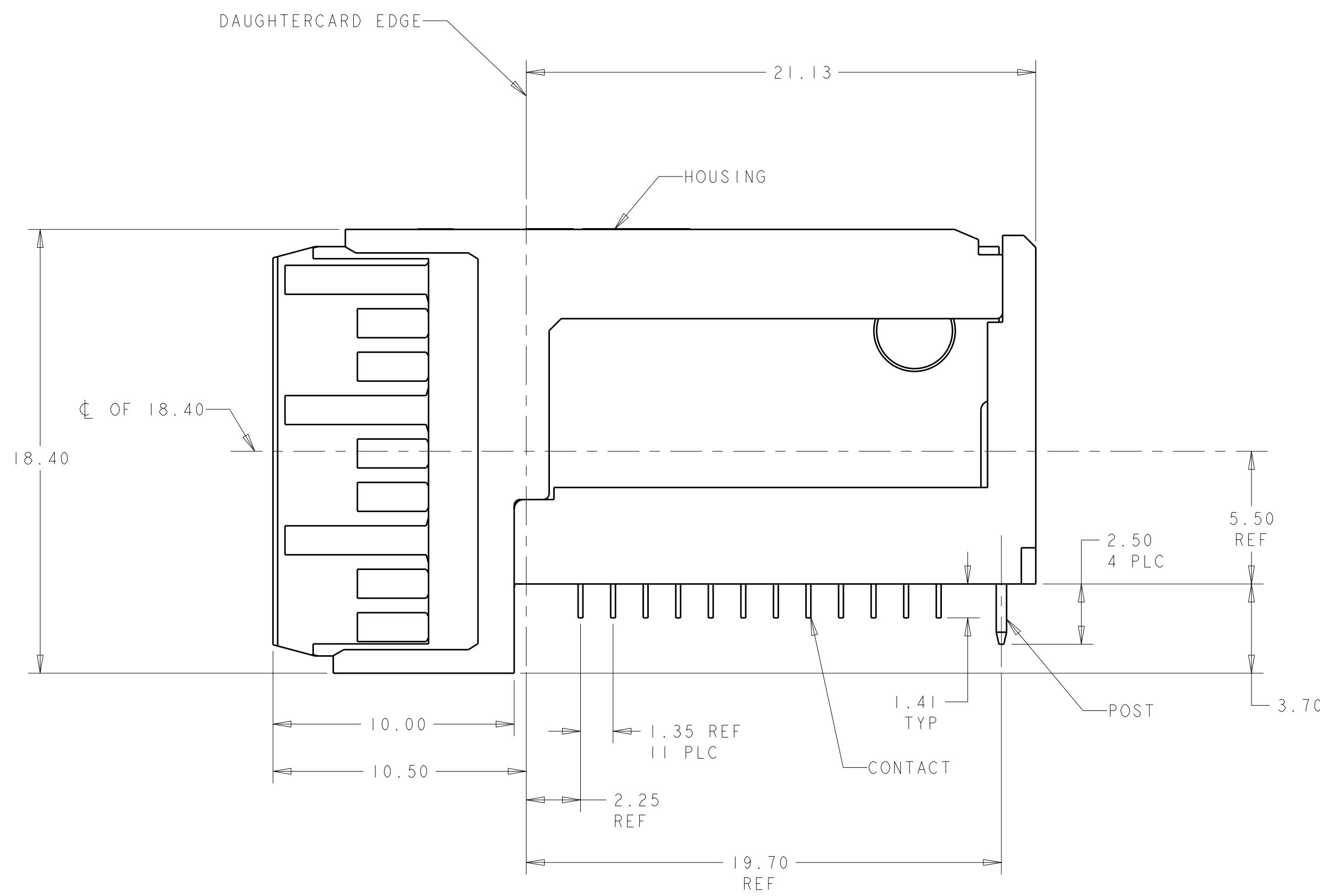
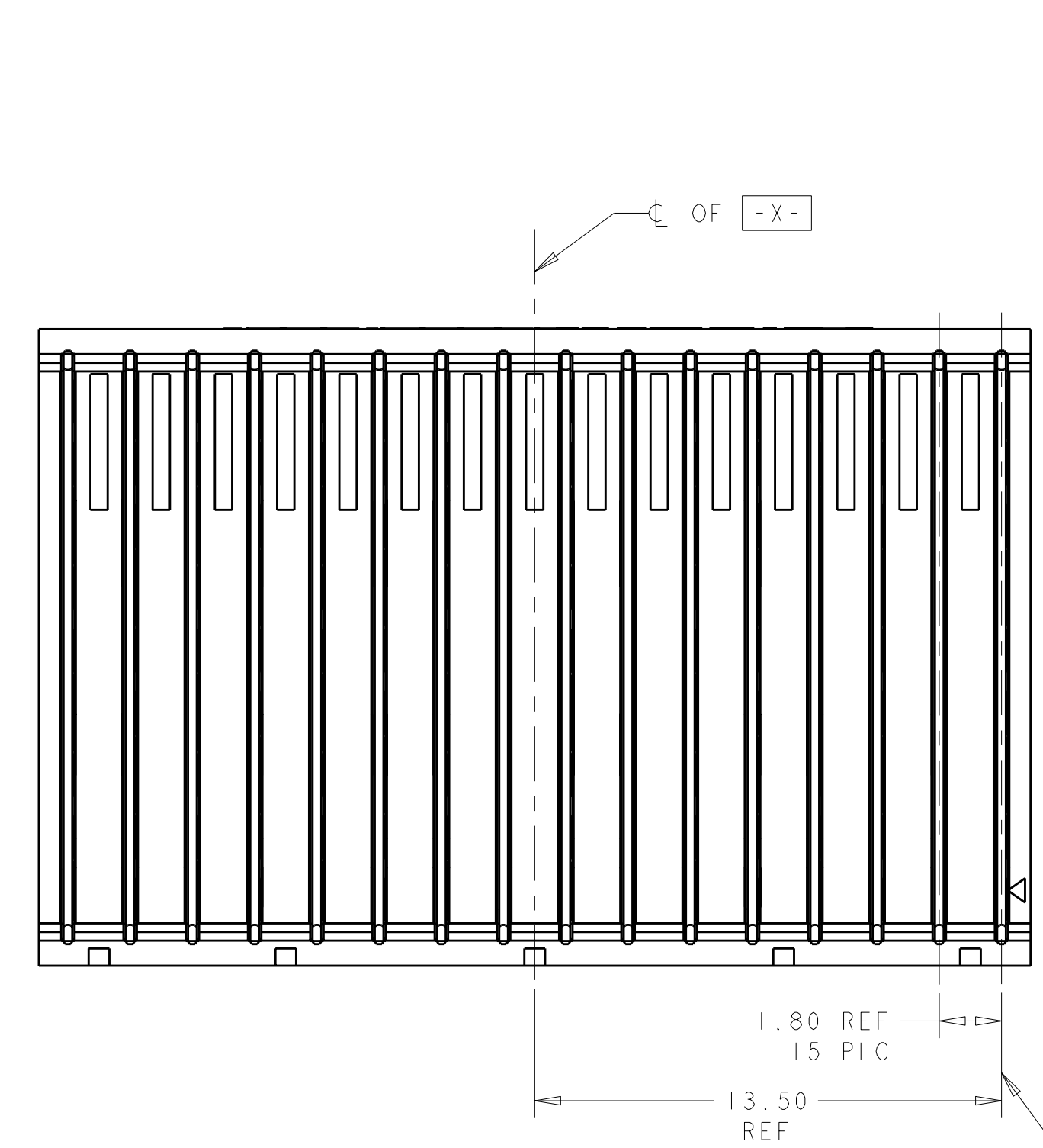
- 1 HOUSING: LCP, UL94V0, COLOR: BLACK.
CONTACT: PHOSPHOR BRONZE.
POST: BRASS WIRE
- 2 CONTACT: 0.76µm MIN GOLD IN CONTACT AREA.
1.27µm MIN. TIN-LEAD ON PCB TAIL
OVER 1.27µm MIN. NICKEL OVER ALL.
POST: 1.27µm MIN NICKEL PLATED.
- 3 CONTACT: 0.76µm MIN GOLD IN CONTACT AREA.
1.27µm MIN. TIN ON PCB TAIL
OVER 1.27µm MIN. NICKEL OVER ALL.
POST: 1.27µm MIN NICKEL PLATED.
- 4 MANUFACTURING TOLERANCE FOR:
Ø0.46±0.05 FINISHED HOLE WITH Sn PB PLATING:
DRILLED HOLE = Ø0.55±0.02
COPPER PLATING = 0.025-0.050
Sn PB PLATING = 0.0038-0.0124
OR
Ø0.475±0.05 FINISHED HOLE WITHOUT Sn PB PLATING:
DRILLED HOLE = Ø0.55±0.02
COPPER PLATING = 0.025-0.050
- 5 SEE TABLE 1 FOR INTERCONNECTIONS TO BACKPLANE CONNECTOR.

TABLE 1
INTERCONNECTIONS WITH BACKPLANE CONNECTOR 1410140

TYPICAL INTERCONNECTIONS FOR EACH EVEN-NUMBERED COLUMN (WAFER): 2, 4, 6, 8, 10, 12, 14, 16		
CONTACT USAGE	DAUGHTERCARD CONNECTOR PIN	BACKPLANE CONNECTOR PIN
SIGNAL PAIR	cx	bx
	dx	cx
SIGNAL PAIR	gx	ex
	hx	fx
SIGNAL PAIR	kx	hx
	lx	ix
GROUPS	ax, bx, ex, fx, ix, jx (ALL COMMONED)	ax, dx, gx

TYPICAL INTERCONNECTIONS FOR EACH ODD-NUMBERED COLUMN (WAFER): 1, 3, 5, 7, 9, 11, 13, 15		
CONTACT USAGE	DAUGHTERCARD CONNECTOR PIN	BACKPLANE CONNECTOR PIN
SIGNAL PAIR	ax	ax
	bx	bx
SIGNAL PAIR	ex	dx
	fx	ex
SIGNAL PAIR	ix	gx
	jx	hx
GROUPS	cx, dx, gx, hx, kx, lx (ALL COMMONED)	cx, fx, ix

NOTE: "x" DESIGNATES THE COLUMN NUMBER



PC BOARD LAYOUT (CONNECTOR SIDE)
SCALE 5:1

1410137-2	1410137-1
PLATING	PART NO

THIS DRAWING IS A CONTROLLED DOCUMENT.		DWN: R. TREA 05NOV2002	1410137-2	
DIMENSIONS: mm		CHK: J. CONSOLI 18NOV2002	1410137-1	
TOLERANCES UNLESS OTHERWISE SPECIFIED:		APVD: G. GRIFFITH 14MAR2006	PART NO	
Ø	9 PLC ±	NAME: G. GRIFFITH	TE Connectivity	
Ø	1 PLC ±0.5	PRODUCT SPEC: 108-2072	RIGHT-ANGLE PLUG ASSEMBLY	
Ø	5 PLC ±0.13	APPLICATION SPEC: 114-13056	CENTER, 20.3mm, MultiGig RT2,	
Ø	4 PLC ±	SIZE: 114-13056	DIFFERENTIAL, DAUGHTERCARD CONNECTOR	
ANGLE	±1°	WEIGHT: -	RESTRICTED TO	
FINISH	SEE TABLE	CUSTOMER DRAWING	A100779C=1410137	
SCALE 5:1		SHEET 1 OF 1 REV B1		