



Chipsmall Limited consists of a professional team with an average of over 10 year of expertise in the distribution of electronic components. Based in Hongkong, we have already established firm and mutual-benefit business relationships with customers from,Europe,America and south Asia,supplying obsolete and hard-to-find components to meet their specific needs.

With the principle of “Quality Parts,Customers Priority,Honest Operation,and Considerate Service”,our business mainly focus on the distribution of electronic components. Line cards we deal with include Microchip,ALPS,ROHM,Xilinx,Pulse,ON,Everlight and Freescale. Main products comprise IC,Modules,Potentiometer,IC Socket,Relay,Connector.Our parts cover such applications as commercial,industrial, and automotives areas.

We are looking forward to setting up business relationship with you and hope to provide you with the best service and solution. Let us make a better world for our industry!



## Contact us

Tel: +86-755-8981 8866 Fax: +86-755-8427 6832

Email & Skype: info@chipsmall.com Web: www.chipsmall.com

Address: A1208, Overseas Decoration Building, #122 Zhenhua RD., Futian, Shenzhen, China



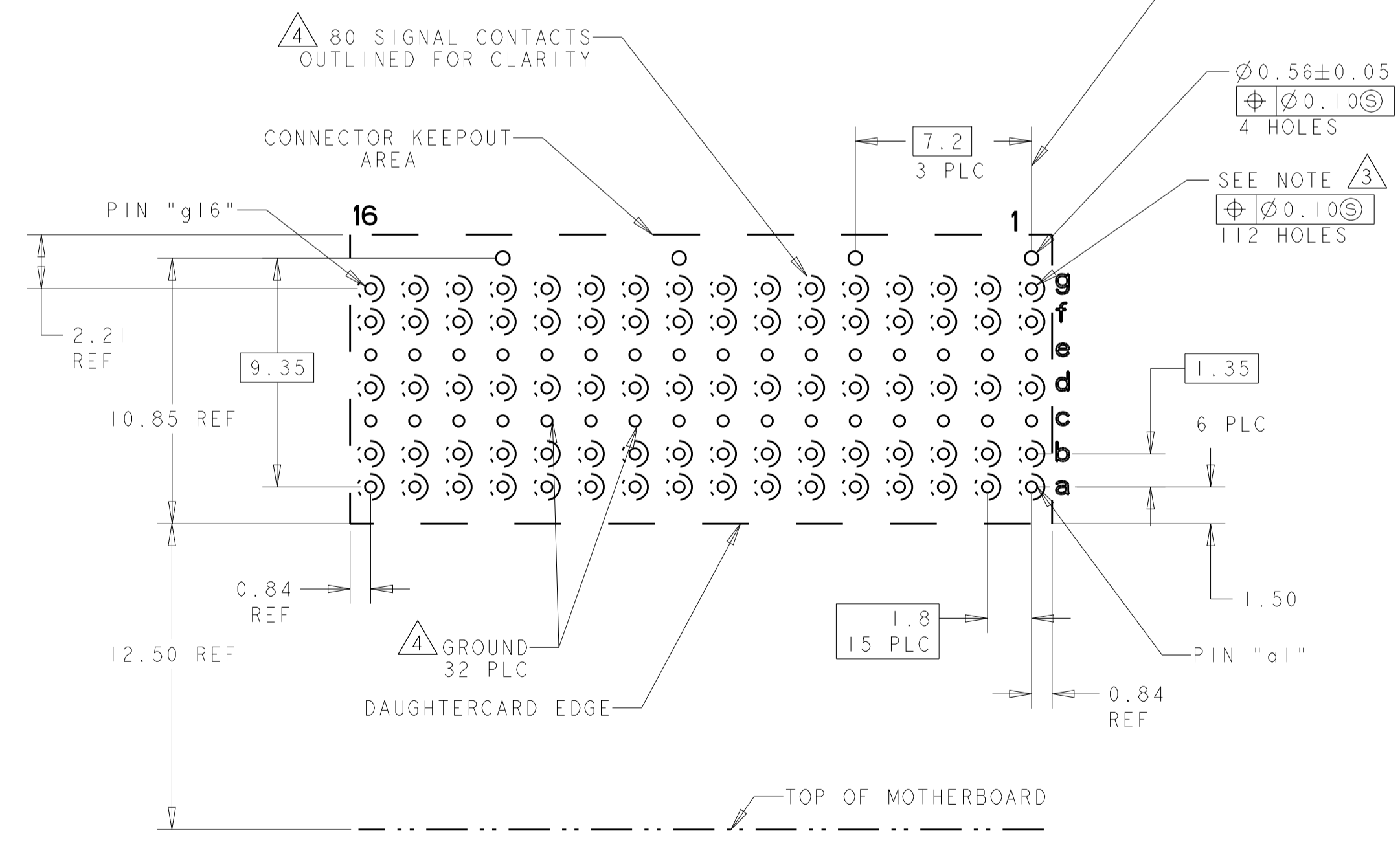
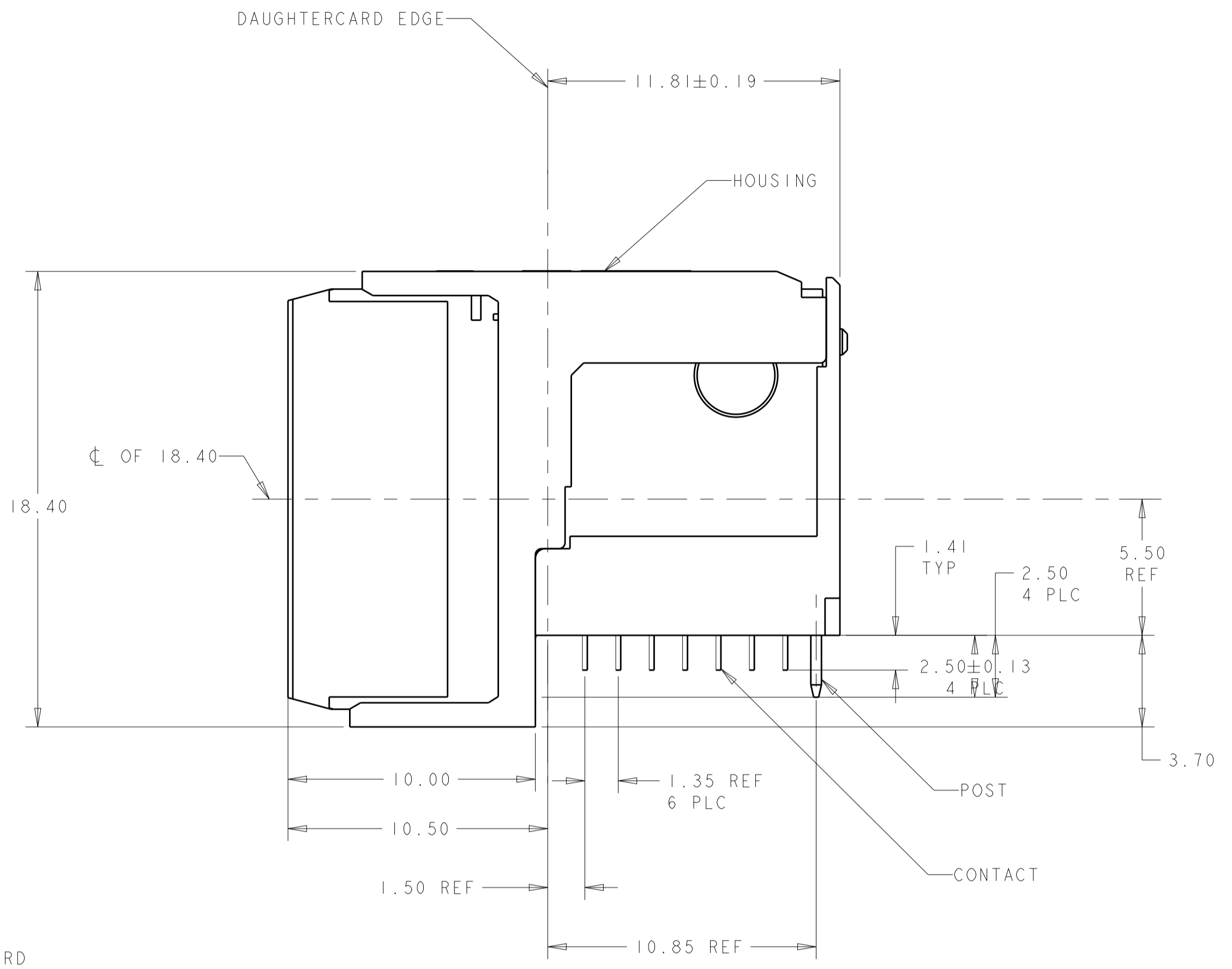

LOC	DIST	REVISIONS					
		P	LTN	DESCRIPTION	DATE	DWN	APVD
		B2		REVISED PER ECO-12-011792	20JUL2012	KH	AS

- 1 HOUSING: LCP, UL94V0, COLOR: BLACK.  
CONTACT: PHOSPHOR BRONZE.  
POST: BRASS WIRE
- 2 CONTACT: 0.76µm MIN GOLD IN PAD CONTACT AREA,  
1.27µm MIN TIN-LEAD ON PCB TAIL  
OVER 1.27µm MIN NICKEL OVER ALL.  
POST 1.27µm MIN NICKEL PLATED.
- 3 PLATE THROUGH HOLE PER 114-13056,  
FIGURE 4.
- 4 SEE TABLE 1 FOR INTERCONNECTIONS TO  
BACKPLANE CONNECTOR.
- 5 CONTACT: 0.76µm MIN GOLD IN PAD CONTACT AREA,  
CONTACT: 1.27µm MIN TIN ON PCB TAIL  
OVER 1.27µm MIN NICKEL OVER ALL.  
POST 1.27µm MIN NICKEL PLATED.
- 6 CONTACT: 1.27µm MIN GOLD IN PAD CONTACT AREA,  
1.27µm MIN TIN-LEAD ON PCB TAIL  
OVER 1.27µm MIN NICKEL OVER ALL.  
POST 1.27µm MIN NICKEL PLATED.
- 7 CONTACT: 1.27µm MIN GOLD IN PAD CONTACT AREA,  
1.27µm MIN TIN ON PCB TAIL  
OVER 1.27µm MIN NICKEL OVER ALL.  
POST 1.27µm MIN NICKEL PLATED.

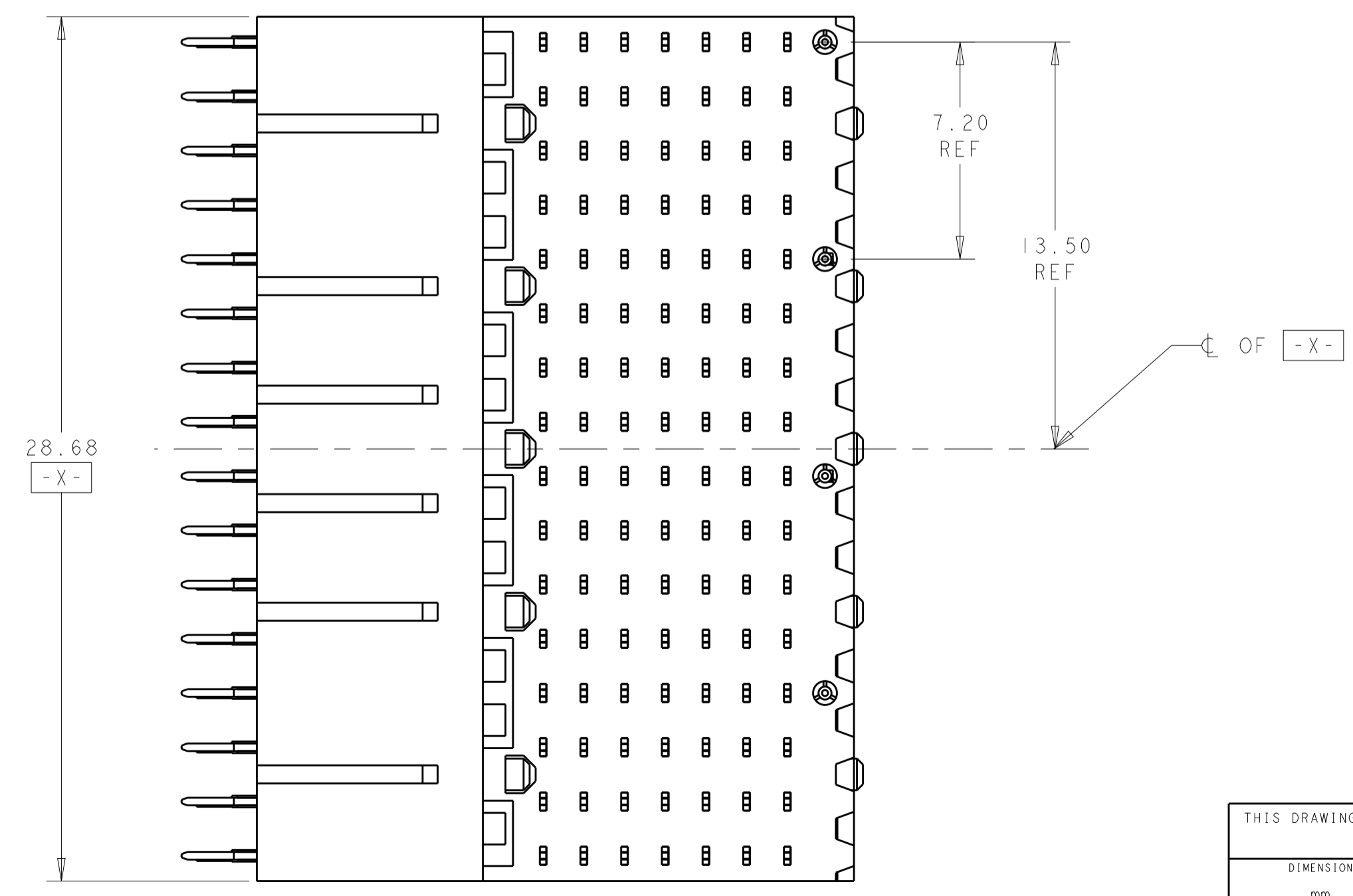
TABLE 1  
INTERCONNECTIONS WITH BACKPLANE CONNECTOR 1410140

TYPICAL INTERCONNECTIONS FOR EACH COLUMN (WAFER): 1-16		
CONTACT USAGE	DAUGHTERCARD CONNECTOR PIN	BACKPLANE CONNECTOR PIN
SIGNAL	ax	bx
SIGNAL	bx	cx
SIGNAL	dx	ex
SIGNAL	fx	gx
SIGNAL	gx	hx
GROUND	cx, ex, (ALL COMMONED)	ax, dx, fx, ix

NOTE: "x" DESIGNATES THE COLUMN NUMBER



PC BOARD LAYOUT  
(CONNECTOR SIDE)  
SEE SHEET 2 FOR RTM  
SCALE 5:1

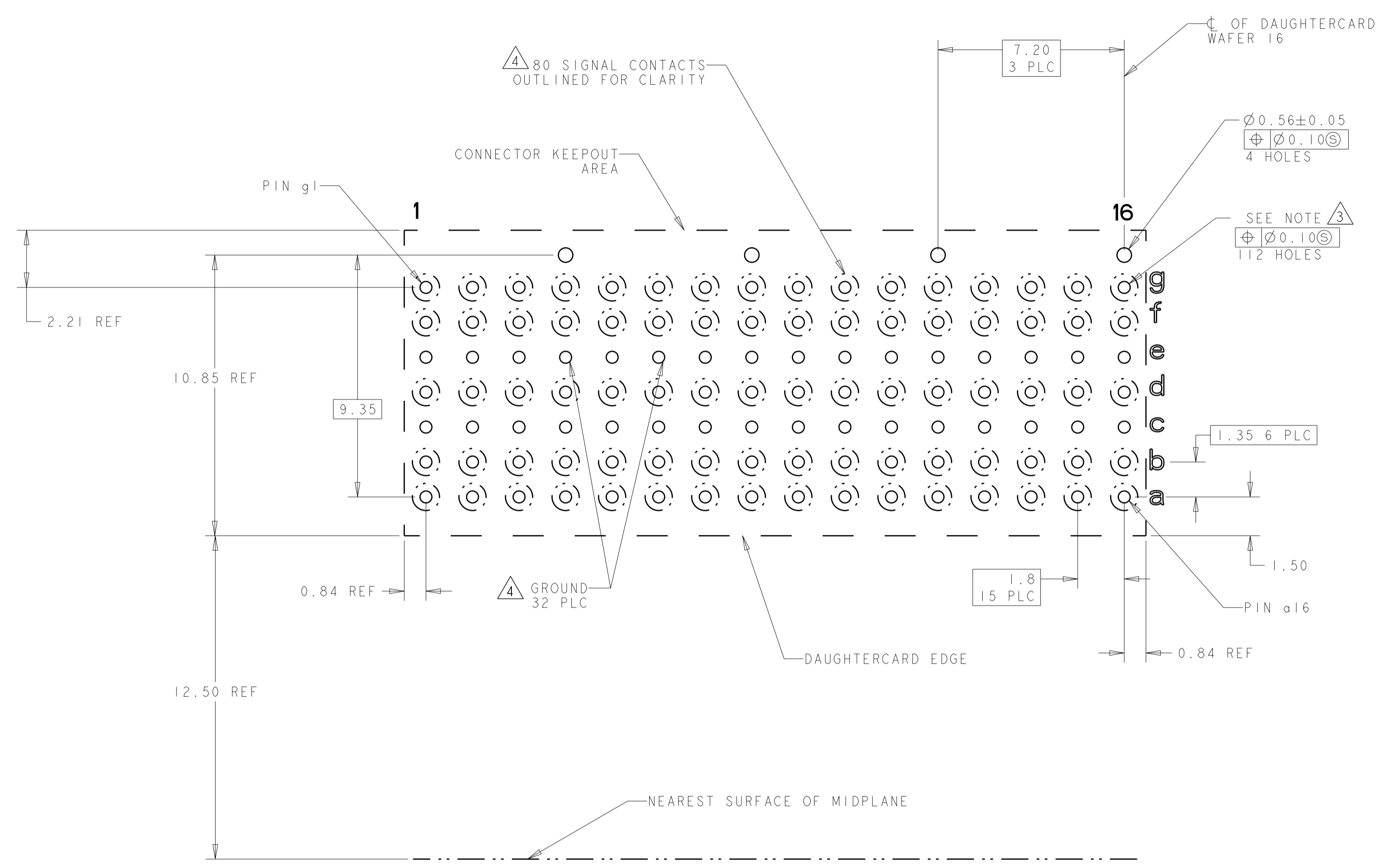


7	1410190-4
6	1410190-3
5	1410190-2
2	1410190-1
PLATING	PART NO

THIS DRAWING IS A CONTROLLED DOCUMENT.		DWN	01JUN2004	TE Connectivity
DIMENSIONS:		CHK	01JUN2004	
mm		APVD	01JUN2004	
0 PLC ± 1 PLC ±0.5 2 PLC ±0.13 3 PLC ± 4 PLC ± ANGLES ±1°		NAME	RIGHT-ANGLE PLUG ASSEMBLY, 7 ROW, CENTER, 20.3mm, SINGLE ENDED, MultiGig RT2, DAUGHTERCARD CONNECTOR	
MATERIAL		PRODUCT SPEC	108-2072	RESTRICTED TO
FINISH		APPLICATION SPEC	114-13056	SIZE
SEE TABLE		SIZE	114-13056	CAGE CODE
		WEIGHT		DRAWING NO
		CUSTOMER DRAWING		A100779C=1410190
		SCALE	5:1	SHEET
				1 OF 2
				REV B2

LOC		DIST		REVISIONS			
P	LTN	DESCRIPTION	DATE	DWN	APVD		
-	-	SEE SHEET 1	-	-	-	-	-

### REAR TRANSITION MODULE APPLICATION



PC BOARD REAR TRANSITION MODULE  
 SCALE 8:1

THIS DRAWING IS A CONTROLLED DOCUMENT.		DWN L. SIPE 01JUN2004	TE Connectivity	
DIMENSIONS: mm		CHK J. CONSOLI 01JUN2004		
		TOLERANCES UNLESS OTHERWISE SPECIFIED: 0 PLC ± 1 PLC ±0.5 2 PLC ±0.13 3 PLC ± 4 PLC ± ANGLES ±1°	APVD G. GRIFFITH 14MAR2006 PRODUCT SPEC APPLICATION SPEC 108-2072 114-13056 WEIGHT SEE TABLE	NAME RIGHT-ANGLE PLUG ASSEMBLY, 7 ROW, CENTER, 20.3mm, SINGLE ENDED, MultiGig RT2, DAUGHTERCARD CONNECTOR SIZE A100779C=1410190 CUSTOMER DRAWING
MATERIAL		FINISH	RESTRICTED TO	SCALE 5:1 SHEET 2 OF 2 REV B2