



Chipsmall Limited consists of a professional team with an average of over 10 year of expertise in the distribution of electronic components. Based in Hongkong, we have already established firm and mutual-benefit business relationships with customers from,Europe,America and south Asia,supplying obsolete and hard-to-find components to meet their specific needs.

With the principle of “Quality Parts,Customers Priority,Honest Operation,and Considerate Service”,our business mainly focus on the distribution of electronic components. Line cards we deal with include Microchip,ALPS,ROHM,Xilinx,Pulse,ON,Everlight and Freescale. Main products comprise IC,Modules,Potentiometer,IC Socket,Relay,Connector.Our parts cover such applications as commercial,industrial, and automotives areas.

We are looking forward to setting up business relationship with you and hope to provide you with the best service and solution. Let us make a better world for our industry!



Contact us

Tel: +86-755-8981 8866 Fax: +86-755-8427 6832

Email & Skype: info@chipsmall.com Web: www.chipsmall.com

Address: A1208, Overseas Decoration Building, #122 Zhenhua RD., Futian, Shenzhen, China



Contact insert module - HC-M-12-CT-M - 1414354


Please be informed that the data shown in this PDF Document is generated from our Online Catalog. Please find the complete data in the user's documentation. Our General Terms of Use for Downloads are valid (<http://phoenixcontact.com/download>)



Contact insert module, Number of positions: 12, Pin, Crimp connection, 250 V, 10 A, 0.14 mm² ... 2.5 mm², Application: Signal



Key Commercial Data

Packing unit	5 STK
Minimum order quantity	5 STK
GTIN	 4 055626 024677
GTIN	4055626024677

Technical data

Dimensions

Height	34 mm
Width	34.2 mm
Length	14.6 mm

Electrical characteristics

Note	For HEAVYCON housing type B6 to B48, HC-M-B...MF... hinged module carrier frame required, CK1,6-ED... crimp contacts, crimp contacts not supplied as standard.
Rated voltage (III/3)	250 V
Rated current	10 A
Rated surge voltage	4 kV
Connection profile	12

Ambient conditions

Ambient temperature (operation)	-40 °C ... 80 °C
---------------------------------	------------------

Mechanical characteristics

Conductor cross section	0.14 mm ² ... 2.5 mm ²
Connection cross section AWG	26 ... 14

Contact insert module - HC-M-12-CT-M - 1414354

Technical data

Mechanical characteristics

Stripping length of the individual wire	8 mm (6 mm (for 2.5 mm ²))
Insertion/withdrawal cycles	≥ 500
Minimum housing height	52 mm

General

Series	HC-M-12
Color	light gray
Number of module slots	1
Connection method	Crimp connection
Flammability rating according to UL 94	V0
Degree of pollution	3
Overvoltage category	III
Assembly instructions	Housing height ≥ 52 mm. Plug-in connections may only be operated only when there is no load/voltage.

Material data


Contact material	Copper alloy
Contact surface material	Ag (alternatively Au)
Contact carrier material	PC

Standards and Regulations

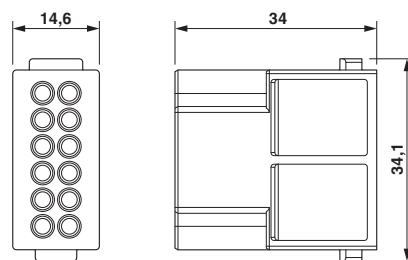
Flammability rating according to UL 94	V0
--	----

Drawings

Schematic diagram



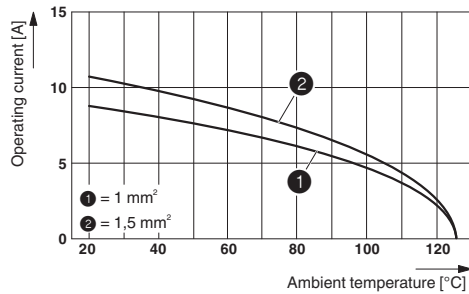
Dimensional drawing



Connector pin assignment, connection side

Contact insert module - HC-M-12-CT-M - 1414354

Diagram



Derating diagram (6 modules in HC-B 24 housing)

Approvals

Approvals

Approvals

EAC / UL Recognized / CSA

Ex Approvals

Approval details

EAC		http://database.ul.com/cgi-bin/XYV/template/LISEXT/1FRAME/index.htm	7500651.22.01.00246
-----	--	---	---------------------

UL Recognized		http://database.ul.com/cgi-bin/XYV/template/LISEXT/1FRAME/index.htm	E118976
mm²/AWG/kcmil	14		
Nominal current IN	16 A		
Nominal voltage UN	250 V		

CSA		http://www.csagroup.org/services/testing-and-certification/certified-product-listing/	13631
mm²/AWG/kcmil	14		
Nominal current IN	12 A		
Nominal voltage UN	250 V		

Phoenix Contact 2017 © - all rights reserved
<http://www.phoenixcontact.com>

PHOENIX CONTACT GmbH & Co. KG
Flachmarktstr. 8
32825 Blomberg
Germany
Tel. +49 5235 300
Fax +49 5235 3 41200
<http://www.phoenixcontact.com>