



Chipsmall Limited consists of a professional team with an average of over 10 year of expertise in the distribution of electronic components. Based in Hongkong, we have already established firm and mutual-benefit business relationships with customers from,Europe,America and south Asia,supplying obsolete and hard-to-find components to meet their specific needs.

With the principle of "Quality Parts,Customers Priority,Honest Operation,and Considerate Service",our business mainly focus on the distribution of electronic components. Line cards we deal with include Microchip,ALPS,ROHM,Xilinx,Pulse,ON,Everlight and Freescale. Main products comprise IC,Modules,Potentiometer,IC Socket,Relay,Connector.Our parts cover such applications as commercial,industrial, and automotives areas.

We are looking forward to setting up business relationship with you and hope to provide you with the best service and solution. Let us make a better world for our industry!



Contact us

Tel: +86-755-8981 8866 Fax: +86-755-8427 6832

Email & Skype: info@chipsmall.com Web: www.chipsmall.com

Address: A1208, Overseas Decoration Building, #122 Zhenhua RD., Futian, Shenzhen, China



Contact insert module - HC-M-02-AT-M-16 - 1417297

Please be informed that the data shown in this PDF Document is generated from our Online Catalog. Please find the complete data in the user's documentation. Our General Terms of Use for Downloads are valid (<http://phoenixcontact.com/download>)




Contact insert module, Number of positions: 2, Pin, Axial screw connection, 1000 V, 70 A, 6 mm² ... 25 mm², Application: Power

Why buy this product

- Plug module is shock proof

Key Commercial Data

Packing unit	2 STK
Minimum order quantity	2 STK
GTIN	 4 055626 112404
GTIN	4055626112404

Technical data

Dimensions

Height	45 mm
Width	34.2 mm
Length	14.6 mm

Electrical characteristics

Note	For HEAVYCON HC-B6 to B48 housing, HC-M-MHR... hinged retaining frame required, axial connection for 2.5 mm Allen key
Rated voltage (III/3)	1000 V
Rated current	70 A
Rated surge voltage	8 kV
Connection profile	2

Ambient conditions

Ambient temperature (operation)	-40 °C ... 125 °C
---------------------------------	-------------------

Mechanical characteristics

Contact insert module - HC-M-02-AT-M-16 - 1417297

Technical data

Mechanical characteristics

Conductor cross section	6 mm ² ... 25 mm ² (The cross section specification refers to the geometric cross section of the cable used)
Connection cross section AWG	8 ... 6
Stripping length of the individual wire	11 mm +1 (6 mm ² ... 16 mm ²)
	12.5 mm +1 (25 mm ²)
Tightening torque	2 Nm (6 mm ²)
	3 Nm (10 mm ² ... 25 mm ²)
Wire diameter including insulation	8.9 mm
Hexagonal socket	SW2,5
Insertion/withdrawal cycles	≥ 500
Minimum housing height	72 mm

General

Series	HC-M-02
Color	light gray
Number of module slots	1
Connection method	Axial screw connection
Connection in acc. with standard	IEC / EN
Flammability rating according to UL 94	V0
Degree of pollution	3
Overvoltage category	III
Assembly instructions	Use 2.5 mm Allen wrenches for axial connection. Only for stranded wires. For housing heights h ≥ 52 mm. Plug-in connections may only be operated only when there is no load/voltage.
Connection	<p>Note regarding axial connection technology: Only for stranded wires. The specified conductor cross sections refer to the geometric cross section of the cable used. Cables with a geometric cross section which deviates significantly from the nominal cable cross section must be checked before use. The axial connection technology connection space is designed for fine strand cables according to VDE 0295 Class 5. Deviating cable structures (e.g., Class 6 cables) must be checked before use. Assembly instructions Before assembly, ensure that the tapered screw is fully loosened (chamber is open). Cables must not be twisted. The wires must be pushed into the contact chamber as far as they will go (until the insulation touches the contact). Hold the wires in position and tighten using an Allen key. The used wire end must be cut off before reconnection. The terminal screw must only be retightened once to prevent the litz wires from breaking. To prevent damage to the contact, the wire/cable must be mechanically held at an appropriate distance from the connection point (e.g., when used in a plate cut out). For notes on correct execution, see DIN VDE 0100-520:2003-06. Unused connections must be tightened with maximum torque.</p>

Material data

Contact material	Copper alloy
Contact surface material	Ag
Contact carrier material	PC

Contact insert module - HC-M-02-AT-M-16 - 1417297


Technical data

Standards and Regulations

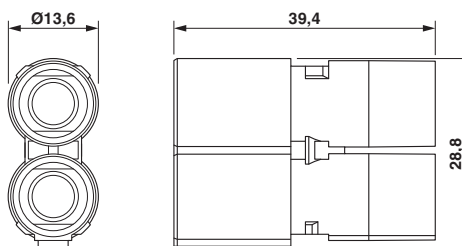
Connection in acc. with standard	IEC / EN
Flammability rating according to UL 94	V0

Drawings

Schematic diagram

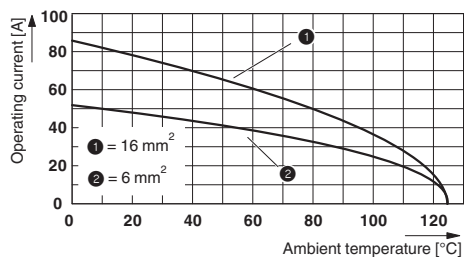


Dimensional drawing

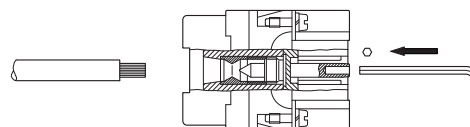


Connector pin assignment, connection side Pin module

Diagram



Schematic diagram



Axial screw connection

Derating diagram (6 modules in HC-B 24 housing)

Approvals

Approvals

Approvals

EAC / CSA / UL Recognized


Ex Approvals


Approval details

EAC		7500651.22.01.00246
-----	--	---------------------

Contact insert module - HC-M-02-AT-M-16 - 1417297

Approvals

CSA		http://www.csagroup.org/services/testing-and-certification/certified-product-listing/	13631
mm ² /AWG/kcmil	6		
Nominal current IN	54 A		
Nominal voltage UN	600 V		

UL Recognized		http://database.ul.com/cgi-bin/XYV/template/LISEXT/1FRAME/index.htm	E118976
mm ² /AWG/kcmil	6		
Nominal current IN	69 A		
Nominal voltage UN	600 V		

Phoenix Contact 2017 © - all rights reserved
<http://www.phoenixcontact.com>

PHOENIX CONTACT GmbH & Co. KG
Flachsmarktstr. 8
32825 Blomberg
Germany
Tel. +49 5235 300
Fax +49 5235 3 41200
<http://www.phoenixcontact.com>