



Chipsmall Limited consists of a professional team with an average of over 10 year of expertise in the distribution of electronic components. Based in Hongkong, we have already established firm and mutual-benefit business relationships with customers from,Europe,America and south Asia,supplying obsolete and hard-to-find components to meet their specific needs.

With the principle of “Quality Parts,Customers Priority,Honest Operation,and Considerate Service”,our business mainly focus on the distribution of electronic components. Line cards we deal with include Microchip,ALPS,ROHM,Xilinx,Pulse,ON,Everlight and Freescale. Main products comprise IC,Modules,Potentiometer,IC Socket,Relay,Connector.Our parts cover such applications as commercial,industrial, and automotives areas.

We are looking forward to setting up business relationship with you and hope to provide you with the best service and solution. Let us make a better world for our industry!



Contact us

Tel: +86-755-8981 8866 Fax: +86-755-8427 6832

Email & Skype: info@chipsmall.com Web: www.chipsmall.com

Address: A1208, Overseas Decoration Building, #122 Zhenhua RD., Futian, Shenzhen, China



Contact insert module - HC-M-02-AT-F-35 - 1417390


Please be informed that the data shown in this PDF Document is generated from our Online Catalog. Please find the complete data in the user's documentation. Our General Terms of Use for Downloads are valid (<http://phoenixcontact.com/download>)



Contact insert module, Number of positions: 2, Socket, Axial screw connection, 1000 V, 100 A, 10 mm² ... 35 mm², Application: Power



Key Commercial Data

Packing unit	2 STK
Minimum order quantity	2 STK
GTIN	 4 055626 112701
GTIN	4055626112701

Technical data

Dimensions

Height	50.3 mm
Width	34.2 mm
Length	29.4 mm

Electrical characteristics

Note	For HEAVYCON HC-B6 to B48 housing, snap-in module frame required, axial connection for 4 mm Allen key
Rated voltage (III/3)	1000 V
Rated current	100 A
Rated surge voltage	8 kV
Connection profile	2

Ambient conditions

Ambient temperature (operation)	-40 °C ... 125 °C
---------------------------------	-------------------

Mechanical characteristics

Conductor cross section	10 mm ² ... 35 mm ² (The cross section specification refers to the geometric cross section of the cable used)
Connection cross section AWG	4 ... 2

Contact insert module - HC-M-02-AT-F-35 - 1417390

Technical data

Mechanical characteristics

Stripping length of the individual wire	13 mm
Tightening torque	6 Nm (10 mm² ... 16 mm²)
	7 Nm (25 mm²)
	8 Nm (35 mm²)
Wire diameter including insulation	11.4 mm
Hexagonal socket	SW 4
Insertion/withdrawal cycles	≥ 500
Minimum housing height	72 mm

General

Series	HC-M-HS
Color	light gray
Number of module slots	2
Connection method	Axial screw connection
Flammability rating according to UL 94	V0
Degree of pollution	3
Overvoltage category	III
Assembly instructions	Use HC housing h ≥ 72 mm. Connection of the wires using a 4 mm. Allen wrench. Axial screw connection only for stranded wires. Plug-in connections may only be operated only when there is no load/voltage.
Connection	Note for axial connection method The specified conductor cross sections refer to the geometric cross section of the used conductor. The use of conductors with a geometric cross section that deviates greatly from the nominal cross section of the conductor should be checked first. The wiring space of the axial screw technology has been designed for fine strand conductors as per VDE 0295 class 5. Deviating conductor superstructures (e.g. class 6 conductors) must be checked before use. Connection It must be ensured before installation that the ball screw is completely turned back (chamber is open). Twisting the conductors is not allowed. The cores must be pushed up to the end of the contact chamber (until the contact is insulated). Keep the core in this position and tighten it using an Allen key. The required core end must be cut before a reconnection. Tightening the connection screw is allowed only once in order to prevent a breakage of the litz wire.

Material data

Contact material	Copper alloy
Contact surface material	Ag
Contact carrier material	PC

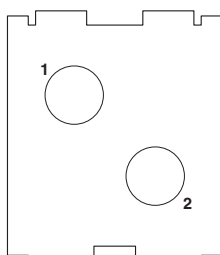
Standards and Regulations

Flammability rating according to UL 94	V0
----------------------------------------	----

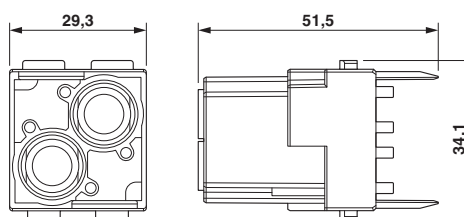
Drawings

Contact insert module - HC-M-02-AT-F-35 - 1417390

Schematic diagram



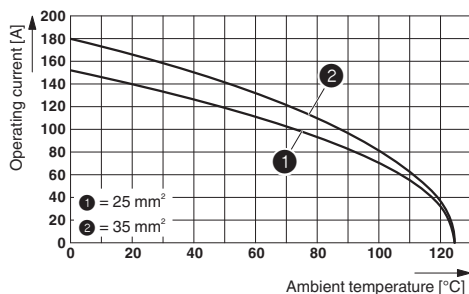
Dimensional drawing



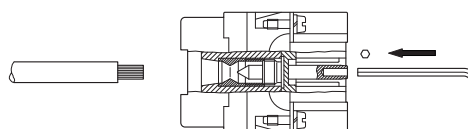
Socket module

Connector pin assignment

Diagram



Schematic diagram



Axial connection

Derating diagram (3 modules in HC-B 24 housing)

Approvals

Approvals

Approvals

EAC / CSA / UL Recognized

Ex Approvals


Approval details

EAC			7500651.22.01.00246
CSA		http://www.csagroup.org/services/testing-and-certification/certified-product-listing/	13631
mm²/AWG/kcmil		2	

Contact insert module - HC-M-02-AT-F-35 - 1417390

Approvals

Nominal current IN	100 A
Nominal voltage UN	600 V

UL Recognized		http://database.ul.com/cgi-bin/XYV/template/LISEXT/1FRAME/index.htm	E118976
mm ² /AWG/kcmil		2	
Nominal current IN		127 A	
Nominal voltage UN		600 V	

Phoenix Contact 2017 © - all rights reserved
<http://www.phoenixcontact.com>

PHOENIX CONTACT GmbH & Co. KG
Flachsmarktstr. 8
32825 Blomberg
Germany
Tel. +49 5235 300
Fax +49 5235 3 41200
<http://www.phoenixcontact.com>