



Chipsmall Limited consists of a professional team with an average of over 10 year of expertise in the distribution of electronic components. Based in Hongkong, we have already established firm and mutual-benefit business relationships with customers from,Europe,America and south Asia,supplying obsolete and hard-to-find components to meet their specific needs.

With the principle of “Quality Parts,Customers Priority,Honest Operation,and Considerate Service”,our business mainly focus on the distribution of electronic components. Line cards we deal with include Microchip,ALPS,ROHM,Xilinx,Pulse,ON,Everlight and Freescale. Main products comprise IC,Modules,Potentiometer,IC Socket,Relay,Connector.Our parts cover such applications as commercial,industrial, and automotives areas.

We are looking forward to setting up business relationship with you and hope to provide you with the best service and solution. Let us make a better world for our industry!



## Contact us

Tel: +86-755-8981 8866 Fax: +86-755-8427 6832

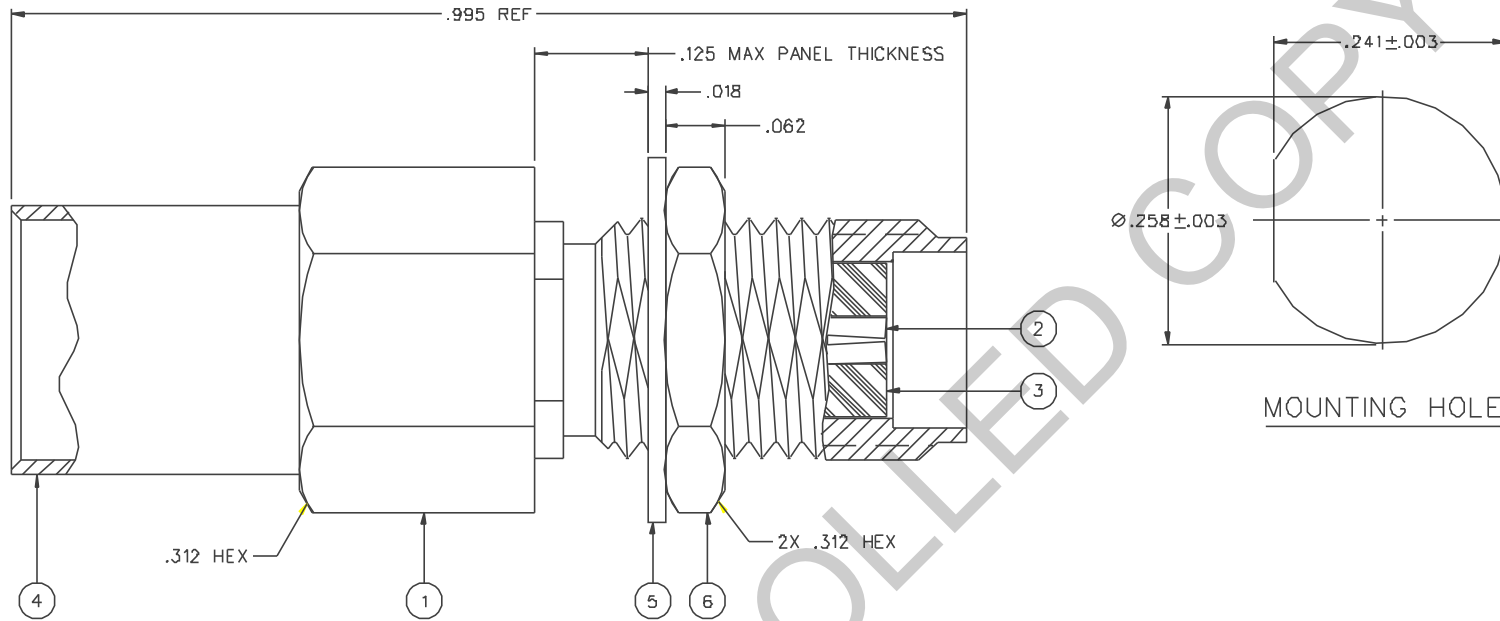
Email & Skype: info@chipsmall.com Web: www.chipsmall.com

Address: A1208, Overseas Decoration Building, #122 Zhenhua RD., Futian, Shenzhen, China



PART NUMBER	ITEM ① BODY	ITEM ② CONTACT	ITEM ③ INSULATOR	ITEM ④ CRIMP SLEEVE	ITEM ⑤ FLAT WASHER	ITEM ⑥ NUT
142-D335-401	BRASS GOLD PL .00001 MIN OVER NICKEL PL .00005 MIN OVER COPPER PL .00005 MIN	BERYLLIUM COPPER GOLD PL .00005 MIN OVER NICKEL PL .00005 MIN OVER COPPER PL .00005 MIN	TEFLON	COPPER GOLD PL .00001 MIN OVER NICKEL PL .00005 MIN OVER COPPER PL .00005 MIN	BRASS GOLD PL .00001 MIN OVER NICKEL PL .00005 MIN OVER COPPER PL .00005 MIN	BRASS GOLD PL .00001 MIN OVER NICKEL PL .00005 MIN OVER COPPER PL .00005 MIN
142-D335-408	BRASS NICKEL PL .0001 MIN OVER COPPER PL .00005 MIN	BERYLLIUM COPPER GOLD PL .00005 MIN OVER NICKEL PL .00005 MIN OVER COPPER PL .00005 MIN	TEFLON	COPPER NICKEL PL .0001 MIN OVER COPPER PL .00005 MIN	BRASS NICKEL PL .0001 MIN OVER COPPER PL .00005 MIN	BRASS NICKEL PL .0001 MIN OVER COPPER PL .00005 MIN

DRAWING NO. C-142-0335-401/410	
0	REVISIONS
ENGINEERING RELEASE	
1	11-1-99 R H J T R ECN 46629



MOUNTING HOLE

NOTES:

1. SPECIFICATIONS:

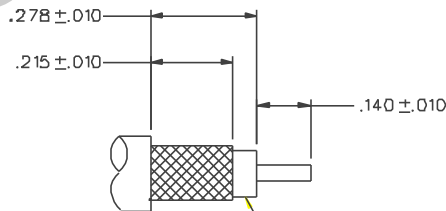
IMPEDANCE: 50 OHMS  
 FREQUENCY RANGE: 0-12.4 GHz  
 VSWR: 1.10-.03 F MAX (F IN GHz)  
 WORKING VOLTAGE: 335 VRMS MAX AT SEA LEVEL  
 DIELECTRIC WITHSTANDING VOLTAGE: 1000 VRMS MIN AT SEA LEVEL  
 INSULATION RESISTANCE: 5000 MEGOHM MIN  
 CONTACT RESISTANCE:  
 CENTER CONTACT - INITIAL 3.0 MILLIOHM MAX, AFTER ENVIRONMENTAL 4.0 MILLIOHM MAX  
 OUTER CONDUCTOR - INITIAL 2.0 MILLIOHM MAX AFTER ENVIRONMENTAL NOT APPLICABLE  
 BODY TO CABLE - 0.5 MILLIOHM MAX (GOLD PLATED) 5.0 MILLIOHM MAX (NICKEL PLATED)  
 CORONA LEVEL: 250 VOLTS MIN AT 70,000 FEET  
 INSERTION LOSS: .06 √F MAX (F IN GHz) AT 1GHz  
 RF LEAKAGE: -60 DB MIN AT 2.5 GHz  
 RF HIGH POTENTIAL WITHSTANDING VOLTAGE: 670 VRMS MIN AT 4 AND 7 MHz

MECHANICAL:

ENGAGE/DISENGAGE TORQUE: 2 INCH-POUNDS MAX  
 MATING TORQUE: 7-10 INCH POUNDS  
 COUPLING PROOF TORQUE: NOT APPLICABLE  
 COUPLING NUT RETENTION: NOT APPLICABLE  
 CONTACT RETENTION: 6 LBS MIN AXIAL FORCE  
 CABLE ACCEPTABILITY: LMR-240 (TIMES MICROWAVE), RG-BX, HPF-24D (HARBOUR INDUSTRES), RF-24D, 7BDBA (BELDEN), M17/221-0001  
 CABLE HEX CRIMP SIZE: .255  
 CABLE RETENTION: 40 LBS MIN AXIAL FORCE  
 DURABILITY: 500 CYCLES MIN

ENVIRONMENTAL:

(MEETS OR EXCEEDS THE APPLICABLE PARAGRAPH OF MIL-C-39012)  
 THERMAL SHOCK: MIL-STD-202, METHOD 107, CONDITION B, EXCEPT B5° C HIGH TEMP  
 OPERATING TEMPERATURE: -65 DEG C TO 165 DEG C  
 CORROSION: MIL-STD-202, METHOD 101, CONDITION B  
 SHOCK: MIL-STD-202, METHOD 213, CONDITION I  
 VIBRATION: ML-STD-202, METHOD 204, CONDITION D  
 MOISTURE RESISTANCE: MIL-STD-202, METHOD 106



DO NOT REMOVE FOIL FROM DIELECTRIC, BUT KEEP CUT END CLEAN

CABLE STRIP DIMENSIONS


4:1

CUSTOMER DRAWING

THIS DRAWING TO BE INTERPRETED PER ANSI Y 14.5M - 1982

"μSTATION"

COMPANY CONFIDENTIAL

TOLERANCE UNLESS OTHERWISE SPECIFIED		DRAWN BY JRK	DATE 9-16-99	 Cinch Connectivity Solutions 299 Johnson Ave. Ste. 100 Waukegan, MN 55093 1-800-247-8256
DECIMALS .XX	mm	CHECKED BY JRK	DATE 11-2-99	
.XXX ± .003		APPROVED BY TAK	DATE 11-5-99	TITLE SMA ASSEMBLY, BULKHEAD JACK, CABLED, LMR-240
MATL		APPROVED BY RJE	DATE 11-8-99	CODE NO.
FINISH		RELEASE DATE		DRAWING NO. C-142-0335-401/410
SCALE 10:1 U/M INCH				SHEET 2 OF 2