



Chipsmall Limited consists of a professional team with an average of over 10 year of expertise in the distribution of electronic components. Based in Hongkong, we have already established firm and mutual-benefit business relationships with customers from,Europe,America and south Asia,supplying obsolete and hard-to-find components to meet their specific needs.

With the principle of “Quality Parts,Customers Priority,Honest Operation,and Considerate Service”,our business mainly focus on the distribution of electronic components. Line cards we deal with include Microchip,ALPS,ROHM,Xilinx,Pulse,ON,Everlight and Freescale. Main products comprise IC,Modules,Potentiometer,IC Socket,Relay,Connector.Our parts cover such applications as commercial,industrial, and automotives areas.

We are looking forward to setting up business relationship with you and hope to provide you with the best service and solution. Let us make a better world for our industry!



## Contact us

Tel: +86-755-8981 8866 Fax: +86-755-8427 6832

Email & Skype: info@chipsmall.com Web: www.chipsmall.com

Address: A1208, Overseas Decoration Building, #122 Zhenhua RD., Futian, Shenzhen, China



## **Type 12 Mild Steel Two Door Floormount Enclosure** *1422 FM Series*

**Continuous Hinge Door with Handle**



### **Application**

- Designed to house electrical, electronic, hydraulic or pneumatic controls and instruments.
- Provides a degree of protection from falling dirt, dust, oil and water.

### **Standards**

- UL 508 Type 12
- CSA Type 12
- Complies with
  - NEMA Type 12
  - IEC 60529, IP54

### **Construction**

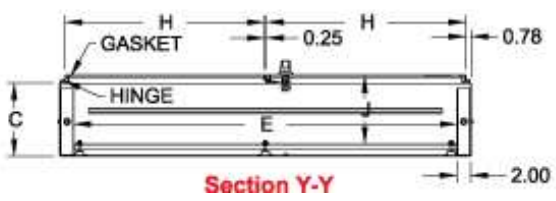
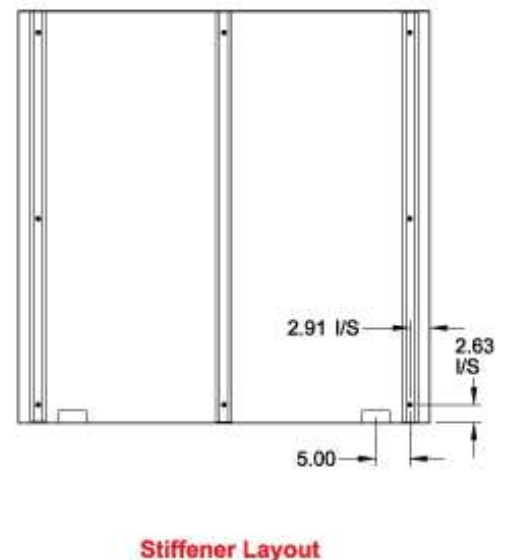
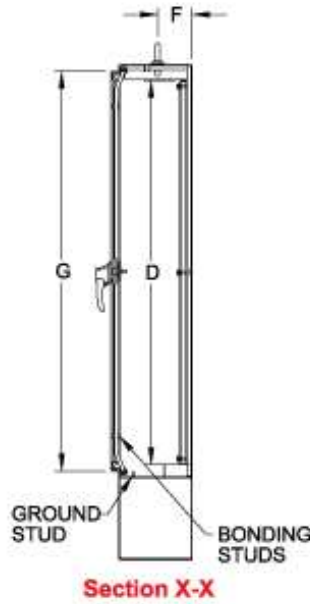
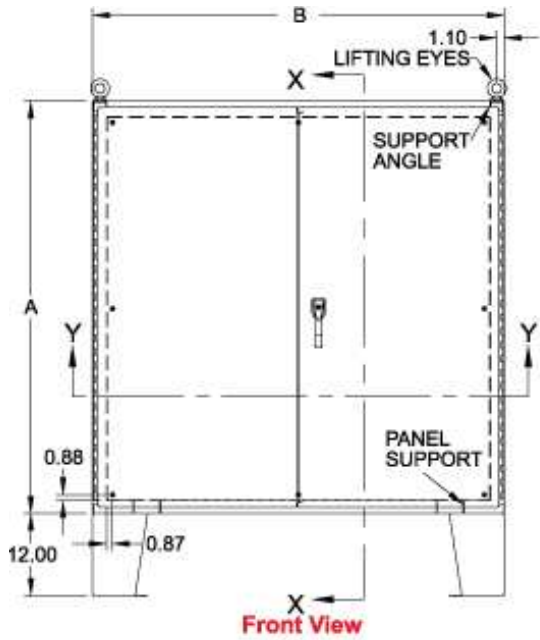
- Enclosures are formed 14, 12, or 10 gauge steel as noted.
- Smooth, continuously welded seams without knockouts, cutouts or holes.
- Body stiffeners are provided in enclosures for extra rigidity.
- Heavy duty lifting eyebolts are provided with reinforced support angles.
- 12" floor stands are welded to the enclosure. (w/ feet Part No.).
- Welded brackets provide for enclosure mounting (w/o feet Part No.).
- Gasketed overlapping doors eliminate the need for a center post.
- Continuously hinged doors may be removed by pulling the hinge pin.
- Doors are secured with a three point latch and operated with a key locking automotive type handle.
- Latch rods are equipped with rollers for easier door closing.
- Oil resistant gaskets are permanently secured.
- A removable 10 gauge inner panel is included in enclosures 60" and larger. Smaller sizes include a 12 gauge inner panel.
- Provision for light kit mounting.
- Panel supports are provided in enclosures 60" and larger for easy panel installation.
- Collar studs are provided for mounting inner panels.
- A grounding stud is provided in the enclosure for each door and a bonding stud is provided on the door.
- A literature pocket is provided for the inside of the door.

### **Finish**

- Cover and enclosure are phosphatized and finished in recoatable smooth ANSI 61 gray powder coating on the outside, with white powder coating on the inside.
- Removable inner panel is finished in white powder coating.

### **Accessories**

- Inner Panels
- Blowers and Fans
- Door Stop Kit
- Enclosure Stabilizers
- Floor Stand Kit
- Heaters
- Type 1 Louvered Ventilating Plates
- Window Kits
- Ground Wire Kits
- Cooling Products
- Ventilation
- Drip Shield Kit
- Filtered Fans
- Gland Plates
- Lighting
- Temperature Controls
- Top Hat Cable Modules



w/ Feet Part No.	w/o Feet Part No.	A	B	C	Body Gauge	Panel Gauge	Panel Size		F	G	H	J	Ship Wt. (lbs)
1422A8F	1422A8	54.13	42.06	8.69	14	12	50.00	38.00	4.03	52.25	20.13	8.96	275
1422B8F	1422B8	60.13	48.06	8.69	12	10	56.00	44.00	4.03	58.25	23.13	7.96	450
1422B10F	1422B10	60.13	48.06	10.69	12	10	56.00	44.00	5.03	58.25	23.13	9.96	475
1422D10F	1422D10	60.13	60.06	10.69	12	10	56.00	56.00	5.03	58.25	29.13	9.96	550
1422E10F	1422E10	72.13	60.06	10.69	12	10	68.00	56.00	5.03	70.25	29.13	9.96	625
1422F10F	1422F10	72.13	72.06	10.69	12	10	68.00	38.00	5.03	70.25	35.13	9.96	740
1422B12F	1422B12	60.13	48.06	12.69	12	10	56.00	44.00	5.03	58.25	23.13	11.96	491
1422D12F	1422D12	60.13	60.06	12.69	12	10	56.00	56.00	5.03	58.25	29.13	11.96	567
1422E12F	1422E12	72.13	60.06	12.69	12/10	10	68.00	56.00	5.03	70.25	29.13	11.96	645
1422F12F	1422F12	72.13	72.06	12.69	12/10	10	68.00	68.00	5.03	70.25	35.13	11.96	750
1422B16F	1422B16	60.13	48.06	16.69	12	10	56.00	44.00	8.03	58.25	23.13	15.96	520
1422D16F	1422D16	60.13	60.06	16.69	12	10	56.00	56.00	8.03	58.25	29.13	15.96	610
1422E16F	1422E16	72.13	60.06	16.69	12/10	10	68.00	56.00	8.03	70.25	29.13	15.96	740
1422F16F	1422F16	72.13	72.06	16.69	12/10	10	68.00	68.00	8.03	70.25	35.13	15.96	795
1422B20F	1422B20	60.13	48.06	20.69	12	10	56.00	44.00	10.03	58.25	23.13	19.96	506
1422E20F	1422E20	72.13	60.06	20.69	12/10	10	68.00	56.00	10.03	70.25	29.13	19.96	750

<b>w/ Feet</b>	<b>w/o Feet</b>				<b>Body</b>	<b>Panel</b>	<b>Panel Size</b>						<b>Ship Wt.</b>
<b>Part No.</b>	<b>Part No.</b>	<b>A</b>	<b>B</b>	<b>C</b>	<b>Gauge</b>	<b>Gauge</b>	<b>D</b>	<b>E</b>	<b>F</b>	<b>G</b>	<b>H</b>	<b>J</b>	<b>(lbs)</b>
<b>1422F20F</b>	<b>1422F20</b>	72.13	72.06	20.69	12/10	10	68.00	68.00	10.03	70.25	35.13	19.96	885
<b>1422B24F</b>	<b>1422B24</b>	60.13	48.06	24.69	12	10	56.00	44.00	12.03	58.25	23.13	23.96	550
<b>1422D24F</b>	<b>1422D24</b>	60.13	60.06	24.69	12	10	56.00	56.00	12.03	58.25	29.13	23.96	660
<b>1422E24F</b>	<b>1422E24</b>	72.13	60.06	24.69	12/10	10	68.00	56.00	12.03	70.25	29.13	23.96	810
<b>1422F24F</b>	<b>1422F24</b>	72.13	72.06	24.69	12/10	10	68.00	68.00	12.03	70.25	35.13	23.96	945

*Data subject to change without notice*

© 2017. Hammond Manufacturing Ltd. All rights reserved.