



Chipsmall Limited consists of a professional team with an average of over 10 year of expertise in the distribution of electronic components. Based in Hongkong, we have already established firm and mutual-benefit business relationships with customers from,Europe,America and south Asia,supplying obsolete and hard-to-find components to meet their specific needs.

With the principle of "Quality Parts,Customers Priority,Honest Operation,and Considerate Service",our business mainly focus on the distribution of electronic components. Line cards we deal with include Microchip,ALPS,ROHM,Xilinx,Pulse,ON,Everlight and Freescale. Main products comprise IC,Modules,Potentiometer,IC Socket,Relay,Connector.Our parts cover such applications as commercial,industrial, and automotives areas.

We are looking forward to setting up business relationship with you and hope to provide you with the best service and solution. Let us make a better world for our industry!



Contact us

Tel: +86-755-8981 8866 Fax: +86-755-8427 6832

Email & Skype: info@chipsmall.com Web: www.chipsmall.com

Address: A1208, Overseas Decoration Building, #122 Zhenhua RD., Futian, Shenzhen, China



Type 12 Mild Steel Two Door Wallmount Enclosure

1422 Series

Continuous Hinge Door with Handle



Application

- Designed to house electrical, electronic, hydraulic or pneumatic controls and instruments.
- Provides a degree of protection from falling dirt, dust, oil and water.

Standards

- UL 508 Type 12
- CSA Type 12
- Complies with
 - NEMA Type 12
 - IEC 60529, IP54

Construction

- Enclosures are formed 12 or 14 gauge steel, as noted.
- Smooth, continuously welded seams without knockouts, cutouts or holes.
- Body stiffeners are provided in enclosures 30" high or more for extra rigidity.
- Welded brackets provide for enclosure mounting.
- Gasketed overlapping doors eliminate the need for a center post.
- Continuously hinged doors may be removed by pulling the hinge pin.
- Doors are secured with a three point latch and operated with a key locking automotive type handle.
- Latch rods are equipped with rollers for easier door closing.
- Oil resistant gaskets are permanently secured.
- A removable 10 gauge inner panel is included in enclosures as noted.
- Smaller sizes include a 12 gauge inner panel.
- Collar studs are provided for mounting inner panels.
- A grounding stud is provided in the enclosure and a bonding stud is provided on the door.
- A literature pocket is provided for the inside of the door.

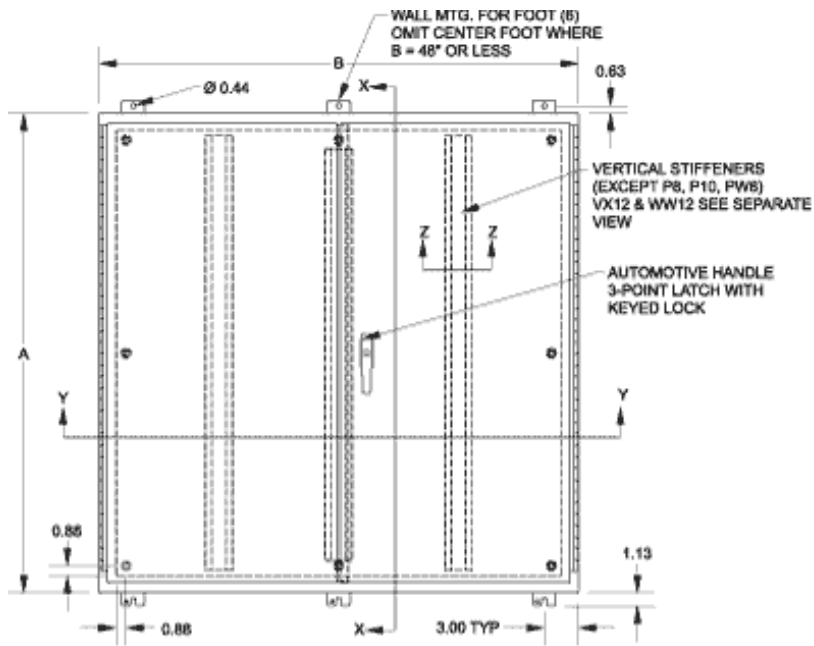
Finish

- Cover and enclosure are phosphatized and finished in recoatable smooth ANSI 61 gray powder coating on the outside, with white powder coating on the inside.
- Removable inner panel is finished in white powder coating.

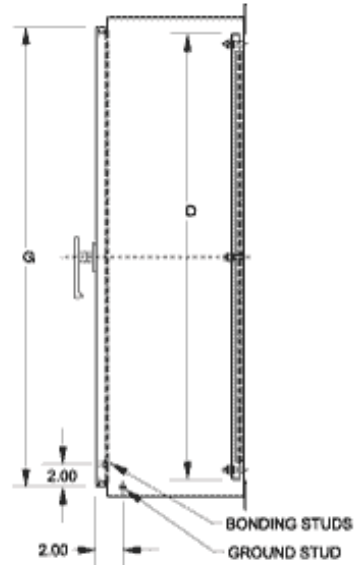
Accessories

- Inner Panels
- Blowers and Fans
- Door Stop Kit
- Cooling Products
- Ventilation
- Drip Shield Kit

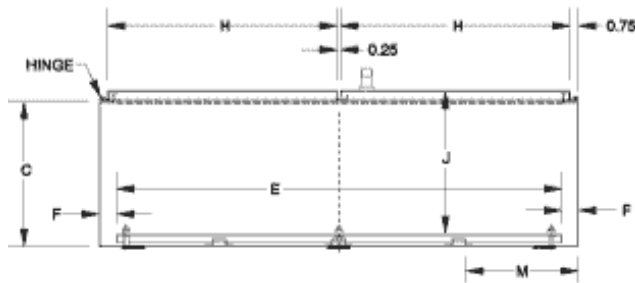
- Enclosure Stabilizers
- Floor Stand Kit
- Heaters
- Type 1 Louvered Ventilating Plates
- Window Kits
- Filtered Fans
- Gland Plates
- Lighting
- Temperature Controls



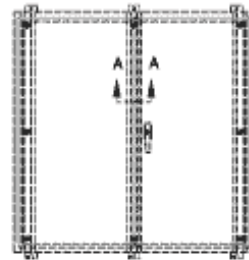
Front View




Side View



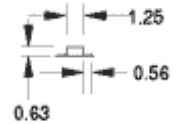
Section Y-Y



Stiffener Layout
1422UX12 & 1422WW12



Section A-A
1422VX12 & 1422WW12



Section Z-Z
(Except 1422VX12 & 1422WW12)

Part No.	A	B	C	Body Gauge	Panel Gauge	Panel Size		D	E	F	G	H	J	Ship Wt. (lbs)
1422P8	24.00	42.00	8.00	14	12	21.00	39.00	1.50	22.25	20.13	7.96	79		
1422PW8	24.00	48.00	8.00	14	12	21.00	45.00	1.50	22.25	23.13	7.96	92		
1422P10	24.00	42.00	10.00	14	12	21.00	39.00	1.50	22.25	20.13	9.96	101		
1422R10	30.00	42.00	10.00	14	12	27.00	39.00	1.50	28.25	20.13	9.96	112		
1422RW10	30.00	48.00	10.00	14	12	27.00	45.00	1.50	28.25	23.13	9.96	115		
1422RX10	30.00	60.00	10.00	14	12	27.00	57.00	1.50	28.25	29.13	9.96	142		
1422UV12	36.00	42.00	12.00	14	12	33.00	39.00	1.50	34.25	20.13	11.96	134		
1422UW12	36.00	48.00	12.00	14	12	33.00	45.00	1.50	34.25	23.13	11.96	230		
1422UX12	36.00	60.00	12.00	14	12	33.00	57.00	1.50	34.25	29.13	11.96	181		
1422VV12	42.00	42.00	12.00	14	12	39.00	39.00	1.50	40.25	20.13	11.96	152		
1422VW12	42.00	48.00	12.00	14	12	39.00	45.00	1.50	40.25	23.13	11.96	161		
1422VX12	42.13	60.06	12.69	12	10	38.00	56.00	2.00	40.25	29.13	11.96	202		
1422WW12	48.13	48.06	12.69	12	10	44.00	44.00	2.00	46.25	23.13	11.96	350		

