



Chipsmall Limited consists of a professional team with an average of over 10 year of expertise in the distribution of electronic components. Based in Hongkong, we have already established firm and mutual-benefit business relationships with customers from,Europe,America and south Asia,supplying obsolete and hard-to-find components to meet their specific needs.

With the principle of “Quality Parts,Customers Priority,Honest Operation,and Considerate Service”,our business mainly focus on the distribution of electronic components. Line cards we deal with include Microchip,ALPS,ROHM,Xilinx,Pulse,ON,Everlight and Freescale. Main products comprise IC,Modules,Potentiometer,IC Socket,Relay,Connector.Our parts cover such applications as commercial,industrial, and automotives areas.

We are looking forward to setting up business relationship with you and hope to provide you with the best service and solution. Let us make a better world for our industry!



Contact us

Tel: +86-755-8981 8866 Fax: +86-755-8427 6832

Email & Skype: info@chipsmall.com Web: www.chipsmall.com

Address: A1208, Overseas Decoration Building, #122 Zhenhua RD., Futian, Shenzhen, China



Network cable - NBC-R4AC/20,0-94Z/R4AC - 1423033

Please be informed that the data shown in this PDF Document is generated from our Online Catalog. Please find the complete data in the user's documentation. Our General Terms of Use for Downloads are valid
(<http://phoenixcontact.com/download>)




Assembled Ethernet cable, shielded, 4-pair, 26 AWG stranded (7-wire), RAL 5021 (water blue), RJ45 connector/IP20 to RJ45 connector/IP20, line, length: 20 m



Ethernet

Key Commercial Data

Packing unit	1 STK
GTIN	 4 055626 323749
GTIN	4055626323749

Technical data

Dimensions

Length of cable	20 m
-----------------	------

Ambient conditions

Ambient temperature (operation)	-20 °C ... 70 °C (RJ45 connector)
---------------------------------	-----------------------------------

General data

Number of positions	8
Degree of pollution	2
Alternative short product description	Ethernet cable
Rated voltage (III/3)	72 V (DC)

Characteristics head 1

Color	gray
Material (component)	CuSn (Contact)
	Ni/Au (Contact surface)
	PC (Contact carriers)
	PA (Housing)
Insertion/withdrawal cycles	≥ 750

Characteristics head 2

Network cable - NBC-R4AC/20,0-94Z/R4AC - 1423033

Technical data

Characteristics head 2

Color	gray
Material (component)	CuSn (Contact)
	Ni/Au (Contact surface)
	PC (Contact carriers)
	PA (Housing)
Insertion/withdrawal cycles	≥ 750

Standards and Regulations

Flammability rating according to UL 94	V2
--	----

Cable

Cable type	Ethernet
Signal type/category	Ethernet CAT5 (IEC 11801), 1 Gbps
Cable structure	4x2xAWG26/7; SF/UTP
Conductor cross section	4x 2x 0.14 mm ²
AWG signal line	26
Conductor structure signal line	7x 0.16 mm
Core diameter including insulation	0.92 mm
Thickness, insulation	0.19 mm (Signal line)
Wire colors	white/blue-blue, white/orange-orange, white/green-green, white/brown-brown
Twisted pairs	2 cores to the pair
Overall twist	4 pairs
Shielding	Tinned copper braided shield
Optical shield covering	85 %
External sheath, color	water blue RAL 5021
External cable diameter D	6.2 mm ±0.2 mm
Smallest bending radius, fixed installation	51.2 mm
Smallest bending radius, movable installation	51.2 mm
Outer sheath, material	PUR
Material conductor insulation	PE
Conductor material	Bare Cu litz wires
Insulation resistance	≥ 500 MΩ*km (at 20 °C)
Conductor resistance	≤ 290 Ω/km (at 20 °C)
Wave impedance	100 Ω ±15 Ω (at 100 MHz)
Test voltage Core/Core	700 V (50 Hz, 1 min.)
Test voltage Core/Shield	700 V (50 Hz, 1 min.)
Flame resistance	IEC 60332-1-2
Halogen-free	according to IEC 60754-1
Resistance to oil	in accordance with DIN EN 60811-2-1
Ambient temperature (installation)	-20 °C ... 80 °C

Environmental Product Compliance

Network cable - NBC-R4AC/20,0-94Z/R4AC - 1423033

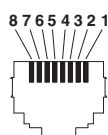
Technical data

Environmental Product Compliance

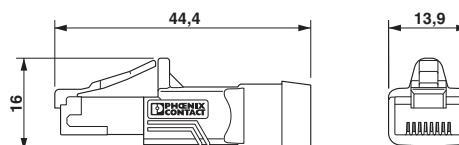
China RoHS	Environmentally Friendly Use Period = 50
	For details about hazardous substances go to tab "Downloads", Category "Manufacturer's declaration"

Drawings

Schematic diagram



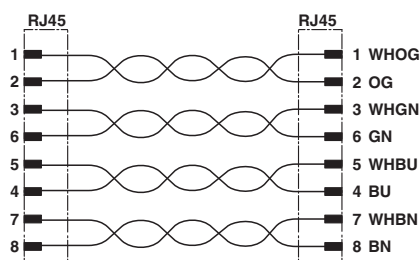
Dimensional drawing



RJ45 connector, IP20

Connector pin assignment plug RJ45

Circuit diagram



Contact assignment of RJ45 plugs