



Chipsmall Limited consists of a professional team with an average of over 10 year of expertise in the distribution of electronic components. Based in Hongkong, we have already established firm and mutual-benefit business relationships with customers from,Europe,America and south Asia,supplying obsolete and hard-to-find components to meet their specific needs.

With the principle of “Quality Parts,Customers Priority,Honest Operation,and Considerate Service”,our business mainly focus on the distribution of electronic components. Line cards we deal with include Microchip,ALPS,ROHM,Xilinx,Pulse,ON,Everlight and Freescale. Main products comprise IC,Modules,Potentiometer,IC Socket,Relay,Connector.Our parts cover such applications as commercial,industrial, and automotives areas.

We are looking forward to setting up business relationship with you and hope to provide you with the best service and solution. Let us make a better world for our industry!



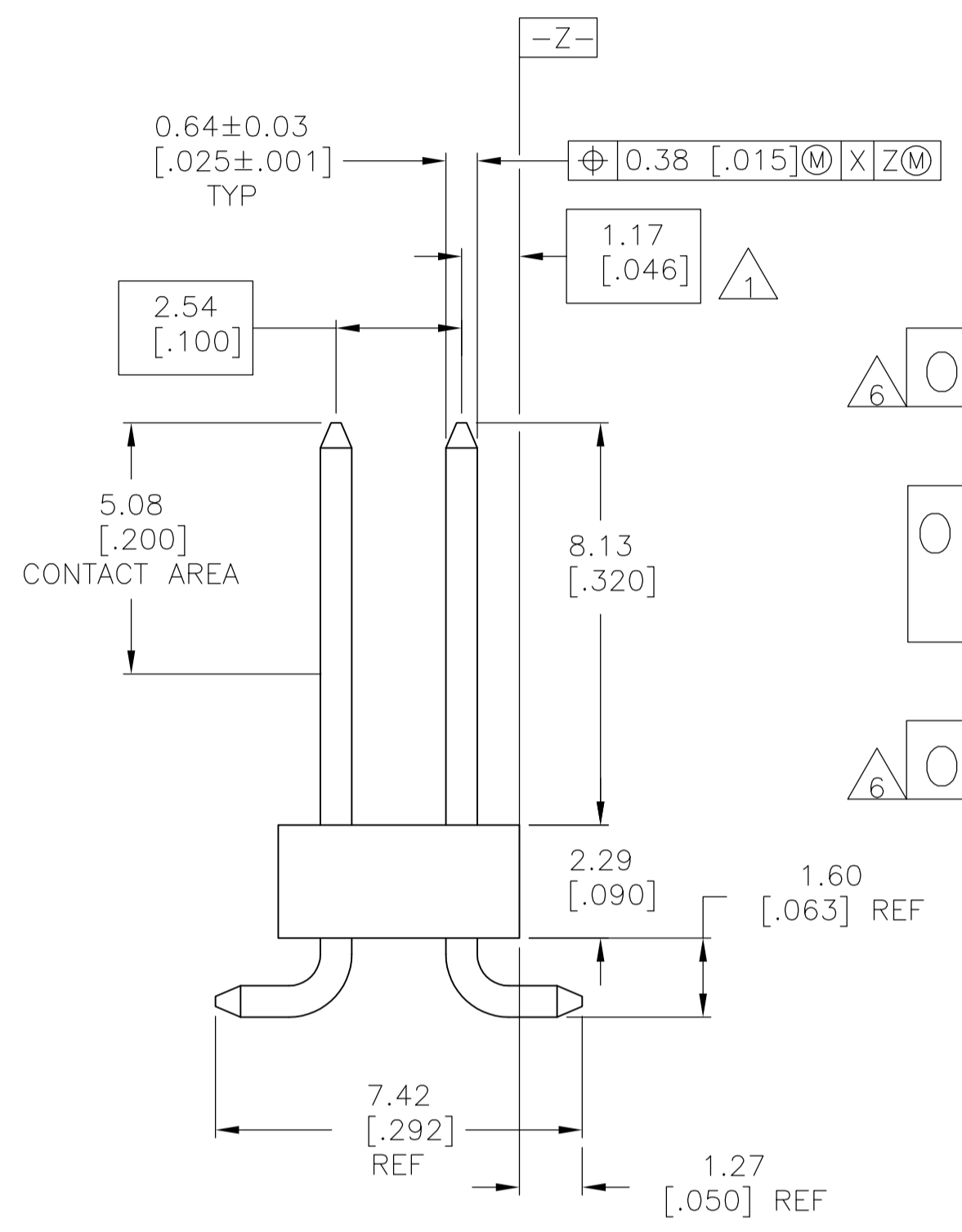
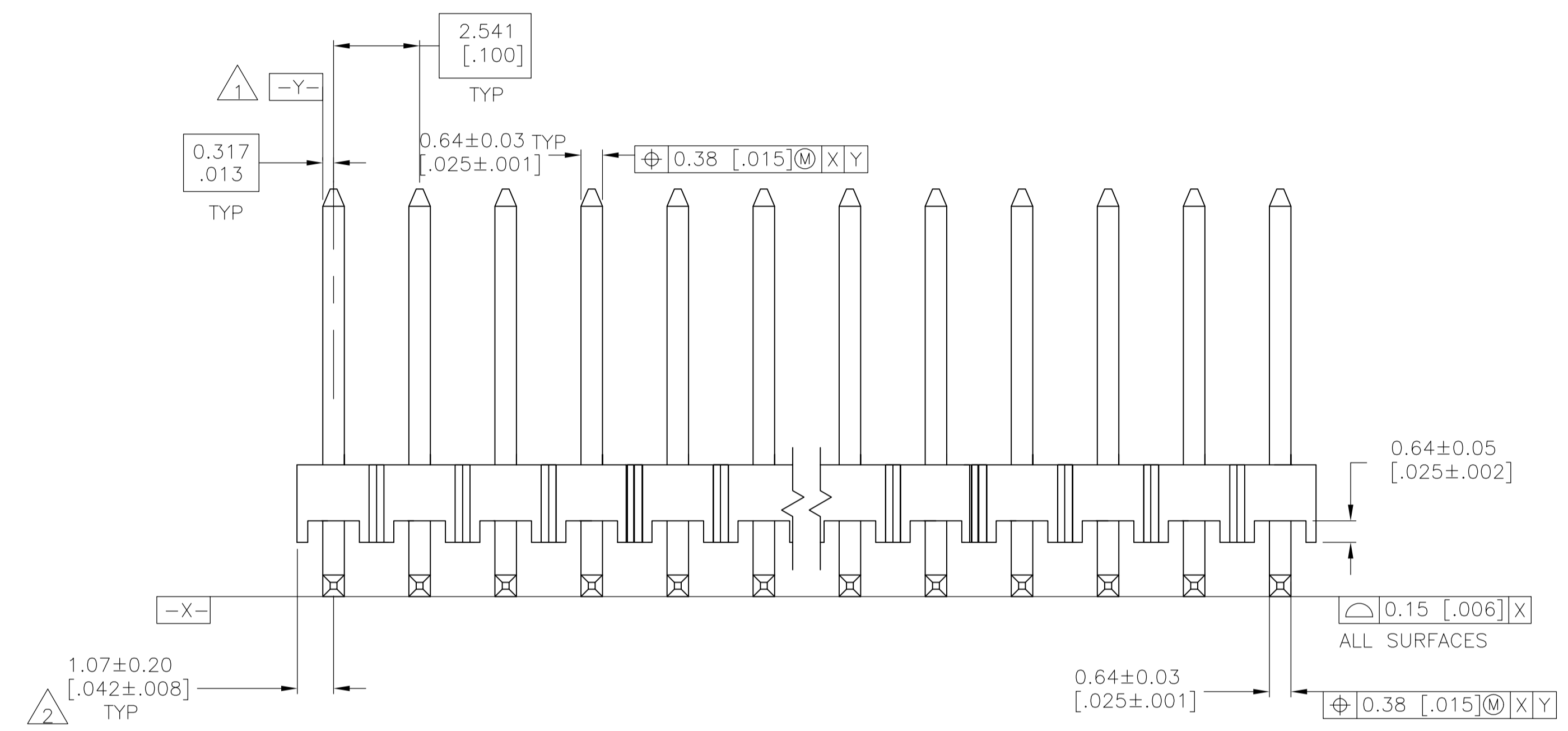
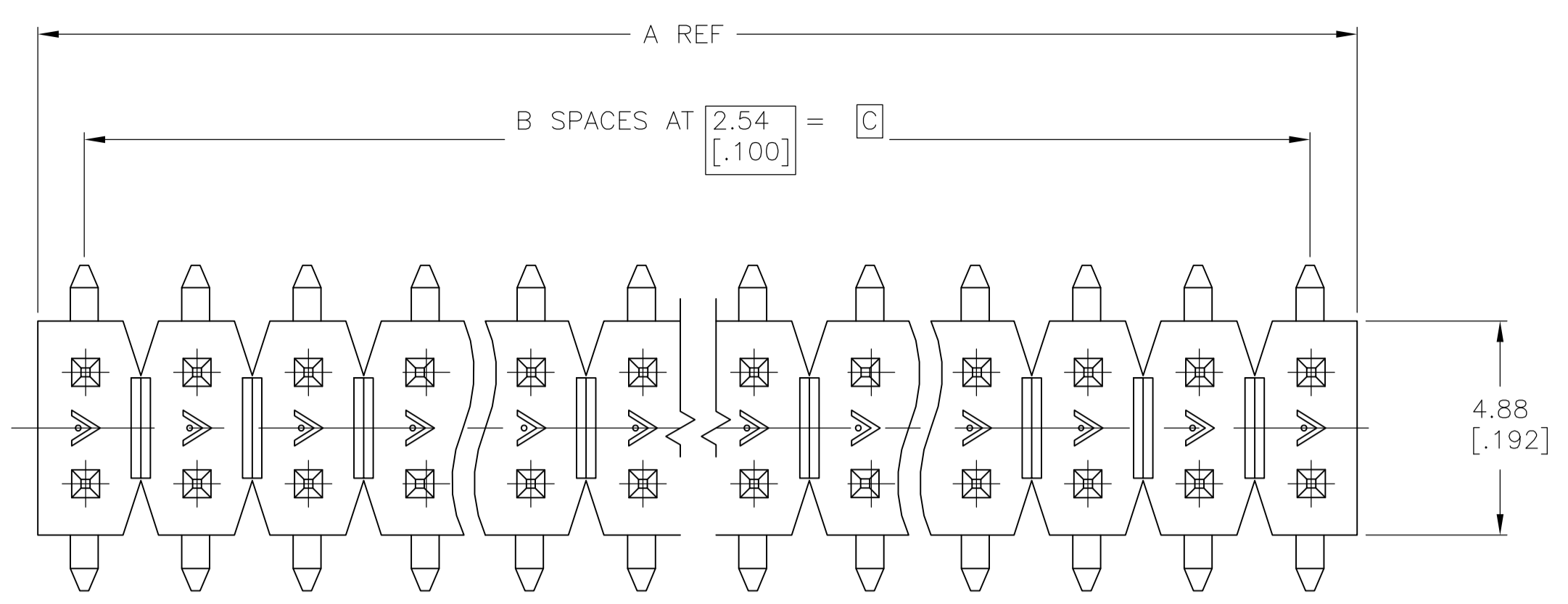
## Contact us

Tel: +86-755-8981 8866 Fax: +86-755-8427 6832

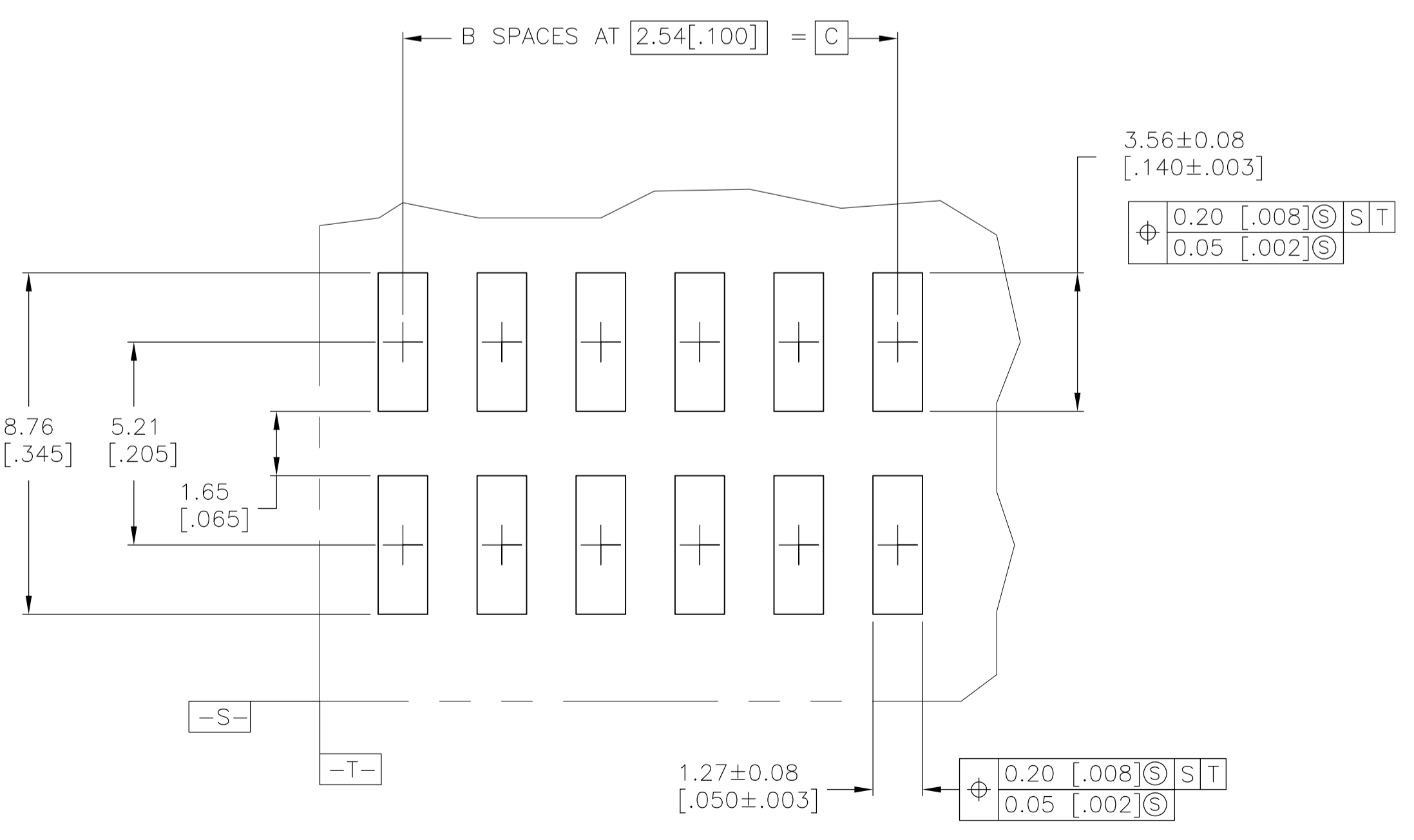
Email & Skype: info@chipsmall.com Web: www.chipsmall.com

Address: A1208, Overseas Decoration Building, #122 Zhenhua RD., Futian, Shenzhen, China





- 1 THE NOTED DIMENSIONS APPLY AT THE INTERSECTION OF THE POST AND THE HOUSING.
- 2 THE NOTED DIMENSION APPLIES FROM THE BASIC DIMENSION (NOT THE POST CENTERLINE) TO THE SURFACE INDICATED.
- 3 0.000762[.000030] GOLD ON CONTACT AREA, 0.00254-0.00508[.000100-.000200] MATTE TIN-LEAD ON SOLDER TAIL, ALL OVER 0.00127[.000050] NICKEL.
- 4 HOUSING: LCP, COLOR-BLACK. POSTS: PHOSPHOR BRONZE.
- 5 0.000762[.000030] GOLD ON CONTACT AREA, 0.00254-0.00508[.000100-.000200] MATTE TIN ON SOLDER TAIL, ALL OVER 0.00127[.000050] NICKEL.
- 6 OBSOLETE PARTS: OBSOLETE CIS STREAMLINING PER D.RENAUD/D.SINISI



REV	DESCRIPTION	DATE <th>DWN</th> <th>APVD</th>	DWN	APVD	
5	35.56 [1.400]	14	37.69 [1.484]	30	6-146131-4
5	33.02 [1.300]	13	35.15 [1.384]	28	6-146131-3
5	30.48 [1.200]	12	32.61 [1.284]	26	6-146131-2
5	27.94 [1.100]	11	30.07 [1.184]	24	6-146131-1
5	25.40 [1.000]	10	27.53 [1.084]	22	6-146131-0
5	22.86 [.900]	9	24.99 [.984]	20	5-146131-9
5	20.32 [.800]	8	22.45 [.884]	18	5-146131-8
5	17.78 [.700]	7	19.91 [.784]	16	5-146131-7
5	15.24 [.600]	6	17.37 [.684]	14	5-146131-6
5	12.70 [.500]	5	14.83 [.584]	12	5-146131-5
5	10.16 [.400]	4	12.29 [.484]	10	5-146131-4
5	7.62 [.300]	3	9.75 [.384]	8	5-146131-3
5	5.08 [.200]	2	7.21 [.284]	6	5-146131-2
5	2.54 [.100]	1	4.67 [.184]	4	5-146131-1
3	35.56 [1.400]	14	37.69 [1.484]	30	1-146131-4
3	33.02 [1.300]	13	35.15 [1.384]	28	1-146131-3
3	30.48 [1.200]	12	32.61 [1.284]	26	1-146131-2
3	27.94 [1.100]	11	30.07 [1.184]	24	1-146131-1
3	25.40 [1.000]	10	27.53 [1.084]	22	1-146131-0
3	22.86 [.900]	9	24.99 [.984]	20	146131-9
3	20.32 [.800]	8	22.45 [.884]	18	146131-8
3	17.78 [.700]	7	19.91 [.784]	16	146131-7
3	15.24 [.600]	6	17.37 [.684]	14	146131-6
3	12.70 [.500]	5	14.83 [.584]	12	146131-5
3	10.16 [.400]	4	12.29 [.484]	10	146131-4
3	7.62 [.300]	3	9.75 [.384]	8	146131-3
3	5.08 [.200]	2	7.21 [.284]	6	146131-2
3	2.54 [.100]	1	4.67 [.184]	4	146131-1
PLATING	C	B	A	NO OF POSN	PART NUMBER

RECOMMENDED PCB LAYOUT FOR USE WITH .008 THICK STENCIL

THIS DRAWING IS A CONTROLLED DOCUMENT.

DIMENSIONS: mm [INCHES]	TOLERANCES UNLESS OTHERWISE SPECIFIED:	DIN J. KNAUB 30-09-94	30-09-94
0 PLC ± -	1 PLC ± -	2 PLC ± 0.13[.005]	3 PLC ± -
4 PLC ± -	ANGLES ± -	APVD G. DUBNICZKI 30-09-94	NAME
MATERIAL	FINISH SEE TABLE	WEIGHT	SIZE CAGE CODE DRAWING NO RESTRICTED TO
			A1 00779 C=146131
CUSTOMER DRAWING		SCALE 8:1	SHEET 1 OF 1 REV H2

STE TE Connectivity

SURFACE MOUNT HEADER ASSEMBLY, MOD II, BREAKAWAY, VERTICAL, DOUBLE ROW, .100 X.100 C/L, .025 SQ.POST