



Chipsmall Limited consists of a professional team with an average of over 10 year of expertise in the distribution of electronic components. Based in Hongkong, we have already established firm and mutual-benefit business relationships with customers from,Europe,America and south Asia,supplying obsolete and hard-to-find components to meet their specific needs.

With the principle of "Quality Parts,Customers Priority,Honest Operation,and Considerate Service",our business mainly focus on the distribution of electronic components. Line cards we deal with include Microchip,ALPS,ROHM,Xilinx,Pulse,ON,Everlight and Freescale. Main products comprise IC,Modules,Potentiometer,IC Socket,Relay,Connector.Our parts cover such applications as commercial,industrial, and automotives areas.

We are looking forward to setting up business relationship with you and hope to provide you with the best service and solution. Let us make a better world for our industry!



Contact us

Tel: +86-755-8981 8866 Fax: +86-755-8427 6832

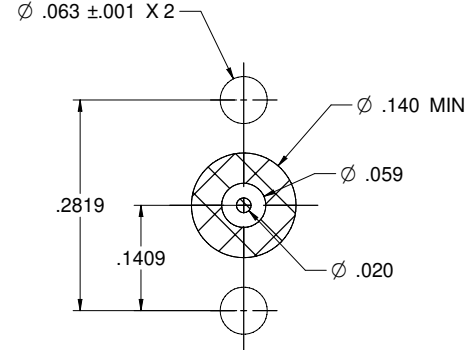
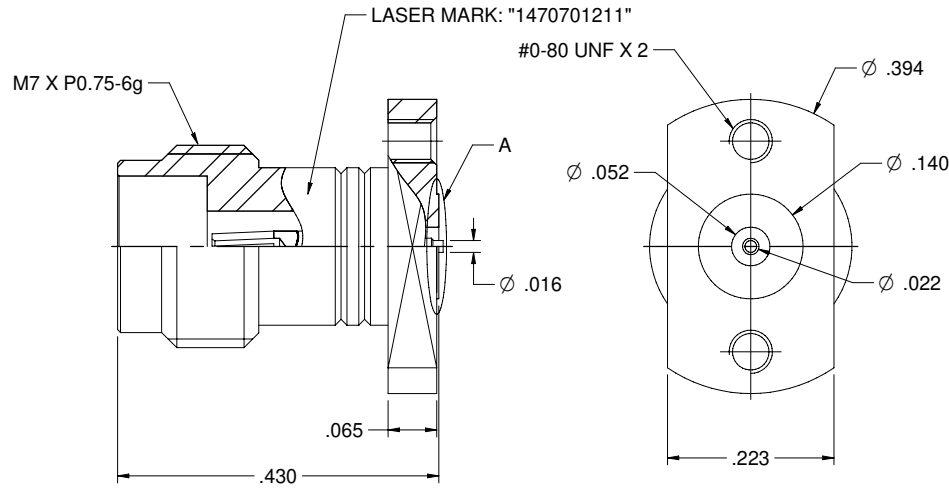
Email & Skype: info@chipsmall.com Web: www.chipsmall.com

Address: A1208, Overseas Decoration Building, #122 Zhenhua RD., Futian, Shenzhen, China

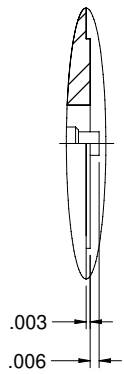
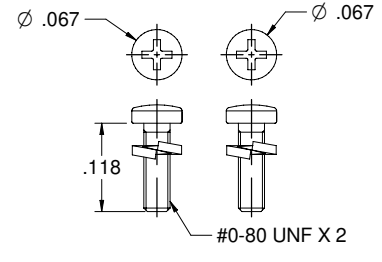


MODEL NO.	PACKAGING
147-0701-211	ONE PCS PER BAG

REV	ECO	DATE
001	ECO-17-002	11/28/2017



RECOMMENDED MOUNTING PATTEN



A DETAIL (10/1)

SCALE (3/1)

NOTES: UNLESS OTHERWISE SPECIFIED

1. MATERIAL & FINISH:
 - 1.1 BODY: PASSIVATED STAINLESS STEEL
 - 1.2 CONTACT PIN : GOLD PLATED BERYLLIUM COPPER
 - 1.3 INSULATOR: PTFE WHITE
 - 1.4 WASHER: STAINLESS STEEL
 - 1.5 BOLT: SUS302
2. ELECTRICAL:
 - 2.1 IMPEDANCE: 50 OHMS
 - 2.2 FREQUENCY RANGE: 0-50 GHz
 - 2.3 INSULATION RESISTANCE: 5000 MOHM MIN
 - 2.4 CONTACT RESISTANCE:
 - 2.4.1 CENER CONTACT: 4 MILLIOHM MAX
 - 2.4.2 OUTER CONTACT: 2.5 MILLIOHM MAX
 - 2.5 DIELECTRIC WITHSTANDING VOLTAGE: 500VRMS MIN
3. MECHANICAL:
 - 3.1 ENGAGEMENT/ DISENGAGEMENT FORCE: 0.23 NM MAX
 - 3.2 CONTACT RETENTION: 20 N MIN
 - 3.3 DURABILITY: 500 CYCLES MIN
4. ENVIRONMENT:
 - 4.1 THERMAL SHOCK: MIL-STD-202, METHOD 107, CONDITION B.
 - 4.2 OPERATING TEMPERATURE: -55 TO 125°C
 - 4.3 SALT SPRAY: MIL-STD-202, METHOD 101, CONDITION B
 - 4.4 SHOCK: MIL-STD-202, METHOD 213, CONDITION I
 - 4.5 VIBRATION: MIL-STD-202, METHOD 204, CONDITION D
 - 4.6 MOISTURE RESISTANCE: MIL-STD-202, METHOD 106