



Chipsmall Limited consists of a professional team with an average of over 10 year of expertise in the distribution of electronic components. Based in Hongkong, we have already established firm and mutual-benefit business relationships with customers from,Europe,America and south Asia,supplying obsolete and hard-to-find components to meet their specific needs.

With the principle of “Quality Parts,Customers Priority,Honest Operation,and Considerate Service”,our business mainly focus on the distribution of electronic components. Line cards we deal with include Microchip,ALPS,ROHM,Xilinx,Pulse,ON,Everlight and Freescale. Main products comprise IC,Modules,Potentiometer,IC Socket,Relay,Connector.Our parts cover such applications as commercial,industrial, and automotives areas.

We are looking forward to setting up business relationship with you and hope to provide you with the best service and solution. Let us make a better world for our industry!



## Contact us

Tel: +86-755-8981 8866 Fax: +86-755-8427 6832

Email & Skype: info@chipsmall.com Web: www.chipsmall.com

Address: A1208, Overseas Decoration Building, #122 Zhenhua RD., Futian, Shenzhen, China



## Type 12 Lay-In Wireway 1485 Series

### Wireway & Accessories



### Application

- Designed to enclose and protect electrical wiring from dirt, dust, oil and water.
- All sections and fittings are completely open on each side to allow wires and cables to be placed into the wireway without "pulling through".

### Standards

- UL 870 Type 1 (unless marked1)
- CSA Type 1 (unless marked1)
- **Complies with**
  - NEMA Type 12
  - JIC EMP-1-1967
  - JIC EGP-1-1967
  - IEC 60529, IP54

### Construction

- Bodies and covers are formed from 14-gauge steel with 10 gauge steel flanges.
- 12" x 6" size has a 12 gauge steel body with a 14-gauge cover.
- Smooth continuously welded seams.
- Interior surfaces are smooth to prevent wire damage during installation.
- Butt hinged cover is secured with easily operated quick release clamps.
- Oil resistant gaskets are permanently secured.
- Solid oil resistant gaskets are used between flanges when sections and fittings are bolted together.
- One gasket kit, complete with hardware is provided with each straight section or fitting.
- Sealing plate is supplied.
- Flange junctions are sealed with gasket sealing plates, which are put in place after wiring is completed. One is supplied with all straight sections and most fittings; see table for exact number.

### Finish

- Sections and components are finished in ANSI 61 gray powder coating.

### Notes

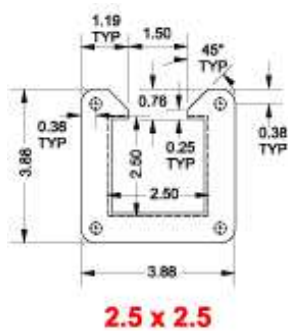
- When joining a wireway section or fitting to an enclosure be sure to order a box connector.
- When joining two wireway sections, or joining a wireway section to a fitting a flat sealing plate is required at each junction; necessary kits are supplied with each section and fitting. See table, extra kits may be ordered if

necessary.

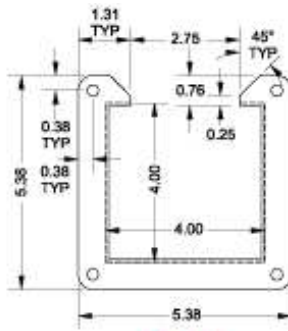
- When joining a lay-in wireway section or fitting to a closure plate, a box connector, or cut-off fitting, an angle sealing plate is required at each junction.
- Necessary kits are supplied with each section and fitting - see table. Extra kits, although not normally required, are necessary when joining lay-in wireway to a non-lay-in section or fitting section.

## Accessories

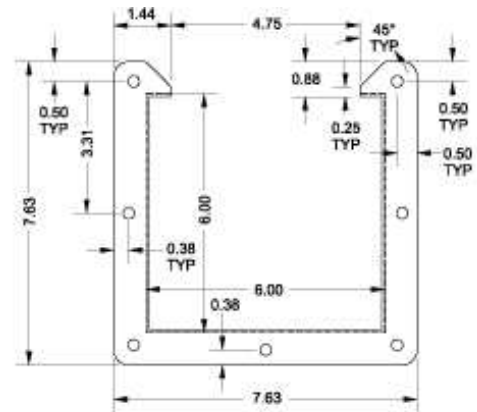
- Flat Sealing Plate
- Barrier Kit
- Flexible Fitting
- Cross Fitting
- Cut-Off Fitting (Non Lay-In)
- 45 degree Elbow Top Opening
- 45 degree Elbow Outside Opening
- 90 degree Elbow Inside Opening
- Tee Fitting Top Opening
- Reducers
- 12" Transposition Sections Clockwise & Counter-Clockwise
- Bracket Hanger
- Junction Box
- Angle Sealing Plate
- Swivel Nipple
- Adjustable Fitting
- Cut-Off Fitting (Lay-In)
- Nipple
- 45 degree Elbow Inside Opening
- 90 degree Elbow Top Opening
- 90 degree Elbow Outside Opening
- Tee Fitting Outside and Top Opening
- Box Connector
- Drop Hanger
- Cover Plate



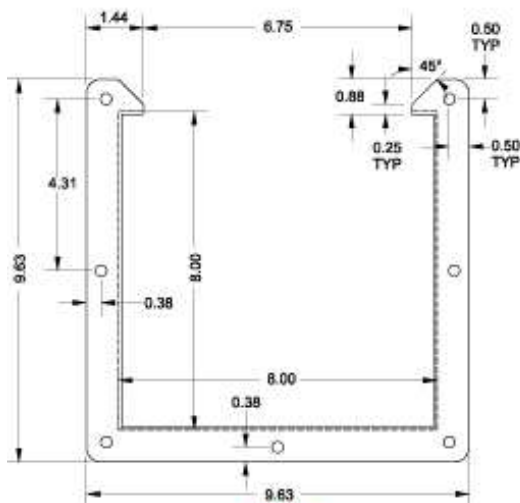
**2.5 x 2.5**



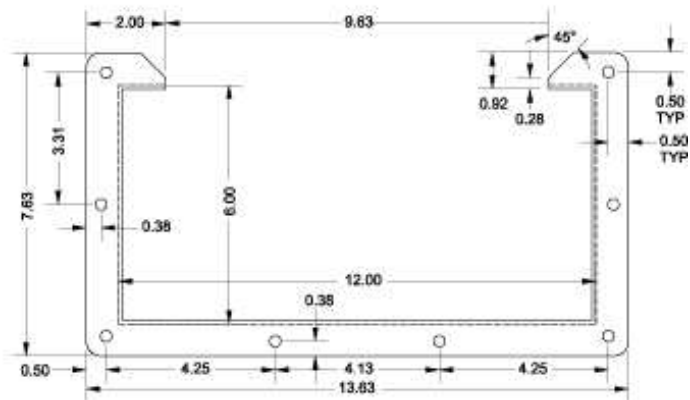
**4 x 4**



**6 x 6**



**8 x 8**



**12 x 6**

Description	Sealing Plates	2.5 x 2.5	4 x 4	6 x 6	8 x 8	12 x 6
	Supplied	Part No.	Part No.	Part No.	Part No.	Part No.
6" Section	1 Flat	1485B6	1485C6	1485D6	1485E6	1485F6
12" Section	1 Flat	1485B12	1485C12	1485D12	1485E12	1485F12
24" Section	1 Flat	1485B24	1485C24	1485D24	1485E24	1485F24
36" Section	1 Flat	1485B36	1485C36	1485D36	1485E36	1485F36
48" Section	1 Flat	1485B48	1485C48	1485D48	1485E48	1485F48
60" Section	1 Flat	1485B60	1485C60	1485D60	1485E60	1485F60
120" Section	1 Flat	1485B120	1485C120	1485D120	1485E120	1485F120
60" Long Partition (Barrier)	-	-	1487CB60 <sup>1</sup>	1487DB60 <sup>1</sup>	1487EB60 <sup>1</sup>	1487DB60 <sup>1</sup>
1" Nipple	1 Flat	1485BM1	1485CM1	1485DM1	-	-
2" Nipple	1 Flat	1485BM2	1485CM2	1485DM2	-	-
3" Nipple	1 Flat	1485BM3	1485CM3	1485DM3	-	-
Box Entry Swivel Nipple	1 Angle	1485BV1	1485CV1	1485DV1	1485EV1	-
Standard Swivel Nipple	2 Angle	1485BV2	1485CV2	1485DV2	1485EV2	-
12" Transposition Clockwise	1 Flat	1485BZ12	1485CZ12	1485DZ12	1485EZ12	-
12" Transposition Counter-Clockwise	1 Flat	1485BZC12	1485CZC12	1485DZC12	1485EZC12	-
Flexible Fitting	None	1485BFF	1485CFF	1485DFF	1485EFF	-
Adjustable Fitting	1 Spec.	1485BX <sup>1</sup>	1485CX <sup>1</sup>	1485DX <sup>1</sup>	1485EX <sup>1</sup>	1485FX <sup>1</sup>
Cut-Off Fitting Lay-In	1 Flat	1485BW1 <sup>1</sup>	1485CW1 <sup>1</sup>	1485DW1 <sup>1</sup>	1485EW1 <sup>1</sup>	1485FW1 <sup>1</sup>
Cut-Off Fitting Non Lay-In	1 Angle	1485BW2 <sup>1</sup>	1485CW2 <sup>1</sup>	1485DW2 <sup>1</sup>	1485EW2 <sup>1</sup>	1485FW2 <sup>1</sup>
90° Elbow, Top Opening	1 Flat	1485B9N	1485C9N	1485D9N	1485E9N	1485F9N
90° Elbow, Inside Opening	1 Flat	1485B9P	1485C9P	1485D9P	1485E9P	1485F9P
90° Elbow, Outside Opening	1 Flat	1485B9Q	1485C9Q	1485D9Q	1485E9Q	1485F9Q
45° Elbow, Top Opening	1 Flat	1485B4N	1485C4N	1485D4N	1485E4N	1485F4N
45° Elbow, Inside Opening	1 Flat	1485B4P	1485C4P	1485D4P	1485E4P	-
45° Elbow, Outside Opening	1 Flat	1485B4Q	1485C4Q	1485D4Q	1485E4Q	-
Tee Fitting, Top Opening	2 Flat	1485BTN	1485CTN	1485DTN	1485ETN	1485FTN
Tee Fitting, Outside & Top Opening	2 Flat	1485BTQ	1485CTQ	1485DTQ	1485ETQ	-
Cross Fitting	3 Flat	1485BY	1485CY	1485DY	1485EY	1485FY
Reducer 4 x 4 to 2.5 x 2.5	None	-	1485CRE	-	-	-
Reducer 6 x 6 to 4 x 4	None	-	-	1485DRE	-	-
Reducer 8 x 8 to 6 x 6	None	-	-	-	1485ERE	-
Reducer 12 x 6 to 4 x 4	None	-	-	-	-	1485FREC
Reducer 12 x 6 to 6 x 6	None	-	-	-	-	1485FRED
Junction Box	1 Flat	1485BJ	1485CJ	1485DJ	1485EJ	-
Box Connector	1 Angle	1485BK <sup>1</sup>	1485CK <sup>1</sup>	1485DK <sup>1</sup>	1485EK <sup>1</sup>	1485FK <sup>1</sup>
Drop Hanger	None	1485BL1 <sup>1</sup>	1485CL1 <sup>1</sup>	1485DL1 <sup>1</sup>	1485EL1 <sup>1</sup>	-
Bracket Hanger	None	1485BL2 <sup>1</sup>	1485CL2 <sup>1</sup>	1485DL2 <sup>1</sup>	1485EL2 <sup>1</sup>	-
Cover Plate	1 Angle	1485BH <sup>2</sup>	1485CH <sup>2</sup>	1485DH <sup>2</sup>	1485EH <sup>2</sup>	1485FH <sup>2</sup>
Snap On Flat Sealing Plate	None	1485BSM <sup>2</sup>	1485CSM <sup>2</sup>	1485DSM <sup>2</sup>	1485ESM <sup>2</sup>	1485FSM <sup>2</sup>
Angle Sealing Plate	None	1485BS9 <sup>2</sup>	1485CS9 <sup>2</sup>	1485DS9 <sup>2</sup>	1485ES9 <sup>2</sup>	1485FS9 <sup>2</sup>

<sup>1</sup> Does not meet CSA or UL requirement

<sup>2</sup> Maintains ratings on CSA and UL approved wireway

*Data subject to change without notice*

© 2017. Hammond Manufacturing Ltd. All rights reserved.