



Chipsmall Limited consists of a professional team with an average of over 10 year of expertise in the distribution of electronic components. Based in Hongkong, we have already established firm and mutual-benefit business relationships with customers from,Europe,America and south Asia,supplying obsolete and hard-to-find components to meet their specific needs.

With the principle of “Quality Parts,Customers Priority,Honest Operation,and Considerate Service”,our business mainly focus on the distribution of electronic components. Line cards we deal with include Microchip,ALPS,ROHM,Xilinx,Pulse,ON,Everlight and Freescale. Main products comprise IC,Modules,Potentiometer,IC Socket,Relay,Connector.Our parts cover such applications as commercial,industrial, and automotives areas.

We are looking forward to setting up business relationship with you and hope to provide you with the best service and solution. Let us make a better world for our industry!



Contact us

Tel: +86-755-8981 8866 Fax: +86-755-8427 6832

Email & Skype: info@chipsmall.com Web: www.chipsmall.com

Address: A1208, Overseas Decoration Building, #122 Zhenhua RD., Futian, Shenzhen, China



3M™ Mini D Ribbon (MDR) Cable Assembly

.050" High Speed Video Data Transmission System, 50 Position

14X50-SZWB-XXX-0NC



- Supports LVDS Channel Link™ signaling
- 20 shielded pairs (100 ohm) +4 drains for high bandwidth applications
- High density 50 position MDR with rugged ribbon type contact
- 3 Unshielded Twisted 28 AWG Pairs
- EMI shielded junction shell in either plastic or over-molded construction
- Rugged thumbscrew retention
- RoHS* compliant

Date Modified: May 12, 2006

TS-2103-03
Sheet 1 of 4

Physical

Connector Contact Plating

Wiping Area: 30μ" [0.76μm] Min. Gold

Shell

Color: Beige

Material: Acrylonitrile Butadiene Styrene (ABS)

Cable

Color: Beige

Jacket Material: Polyvinyl Chloride (PVC)

Flammability: AWM VW-1

Electrical

Voltage Rating: 30 V

Current Rating: 1 A

Insulation Resistance: $> 1 \times 10^8 \Omega$ at @100 Vdc

Withstanding Voltage: 350 Vrms for 1 minute

Individually Shielded Twisted Pairs

Characteristic Impedance: $100 \pm 10 \Omega$

Conductor Size: 28 AWG Stranded

Propogation Velocity: 1.25 ns/ft [4.1 ns/m]

Environmental

Temperature Rating: -20°C to +75°C

*RoHS = Directive 2002/95/EC, Restriction of the Use of Certain Hazardous Substances in Electrical and Electronic Equipment
"RoHS compliant" means that the product or part does not contain any of the following substances in excess of the following maximum concentration values in any homogeneous material, unless the substance is in an application that is exempt under RoHS: (a) 0.1% (by weight) for lead, mercury, hexavalent chromium, polybrominated biphenyls or polybrominated diphenyl ethers; or (b) 0.01% (by weight) for cadmium. Unless otherwise stated by 3M in writing, this information represents 3M's knowledge and belief based upon information provided by third party suppliers to 3M.

UL File No.: E86982

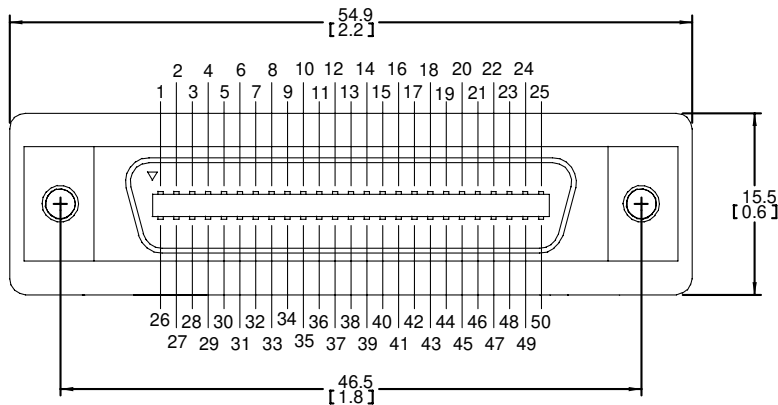
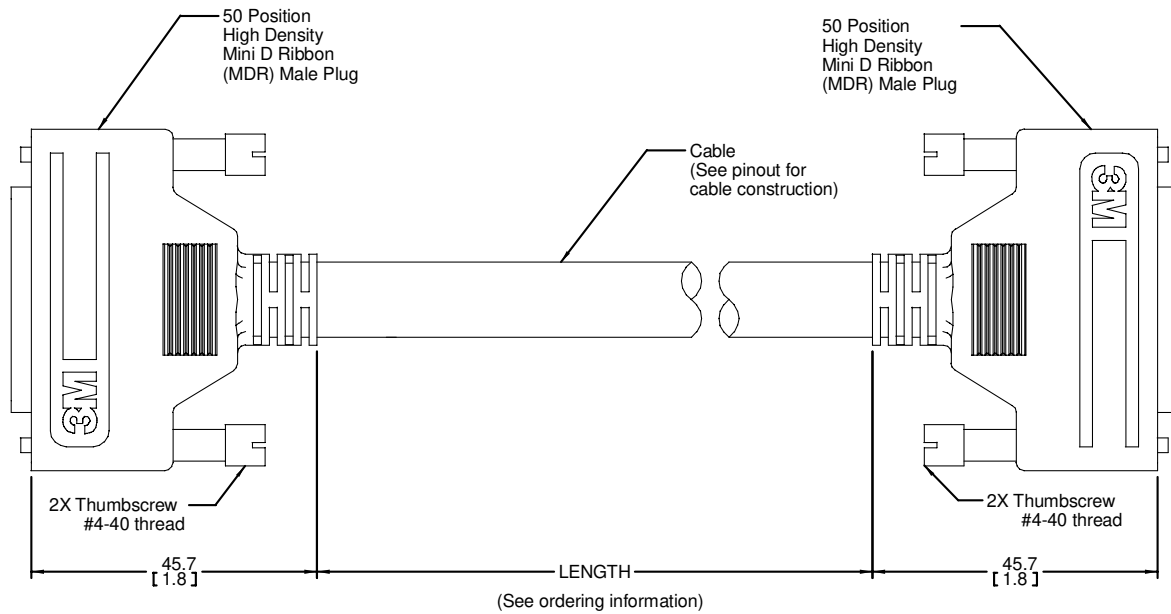
Channel Link is a trademark of National Semiconductor.

3M™ Mini D Ribbon (MDR) Cable Assembly

.050" High Speed Video Data Transmission System, 50 Position

14X50-SZWB-XXX-0NC

Over-Molded #4-40 Thumbscrew



mm
[Inch]

Tolerance Unless Noted		
	0.0	0.00
-mm	±.1	±.10

[] Dimensions for Reference only

Generic End Detail
MDR 50 Position Plug
(Both Ends)

Assembly Length Tolerance
Cable Length:
0.5 to 1.5 meters -0 + .05 meters
2 to 10 meters -0 +3% of length

Ordering Information

14X50-SZWB-XXX-0NC

Backshell Options:
T = Over-molded 4-40 thumbscrew
B = Discrete 4-40 thumbscrew shell kit

Length:
100 = 1.0 meters
200 = 2.0 meters
500 = 5.0 meters

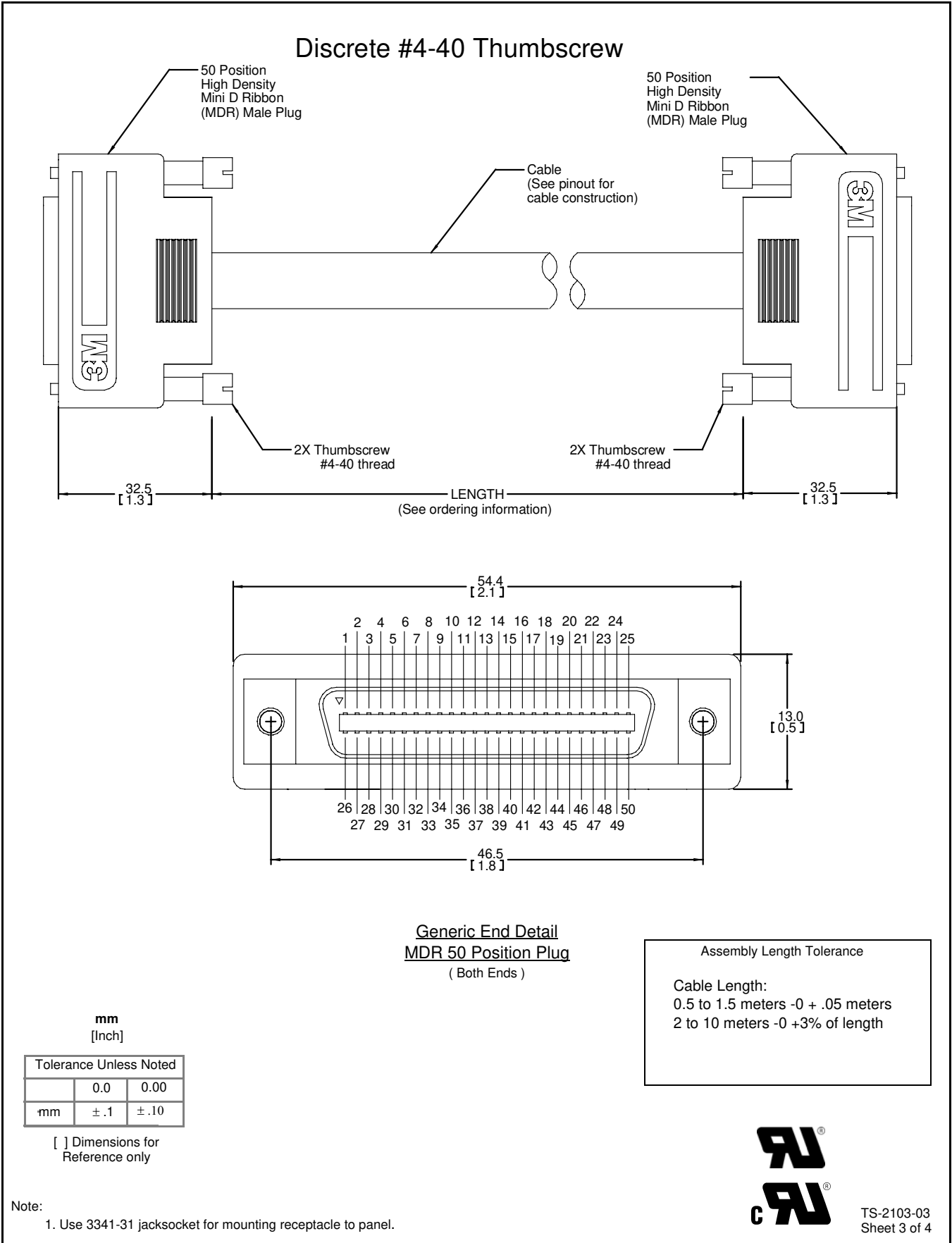


TS-2103-03
Sheet 2 of 4

3M™ Mini D Ribbon (MDR) Cable Assembly

.050" High Speed Video Data Transmission System, 50 Position

14X50-SZWB-XXX-0NC



3M™ Mini D Ribbon (MDR) Cable Assembly

.050" High Speed Video Data Transmission System, 50 Position

14X50-SZWB-XXX-0NC

MDR 50 Position Pinout (F50-13)											
P1						P2					
Pair	Signal	Position	Position	Signal	Pair	Pair	Signal	Position	Position	Signal	Pair
1	A0M	1	38	DDC Gnd	TP2	1	A0M	1	38	DDC Gnd	TP2
1	A0P	26	14	DDC SCL	TP2	1	A0P	26	14	DDC SCL	TP2
2	A1M	2	39	DDC SDA	TP3	2	A1M	2	39	DDC SDA	TP3
2	A1P	27	15	A8M	11	2	A1P	27	15	A8M	11
3	A2M	3	40	A8P	11	3	A2M	3	40	A8P	11
3	A2P	28	16	A9M	12	3	A2P	28	16	A9M	12
4	CLK1M	4	41	A9P	12	4	CLK1M	4	41	A9P	12
4	CLK1P	29	17	A10M	13	4	CLK1P	29	17	A10M	13
5	A3M	5	42	A10P	13	5	A3M	5	42	A10P	13
5	A3P	30	18	CLK3M	14	5	A3P	30	18	CLK3M	14
N/A	Shield 1	6	43	CLK3P	14	N/A	Shield 1	6	43	CLK3P	14
N/A	Shield 1	31	19	A11M	15	N/A	Shield 1	31	19	A11M	15
6	A4M	7	44	A11P	15	6	A4M	7	44	A11P	15
6	A4P	32	20	Shield 4	N/A	6	A4P	32	20	Shield 4	N/A
7	A5M	8	45	Shield 3	N/A	7	A5M	8	45	Shield 3	N/A
7	A5P	33	21	A12M	16	7	A5P	33	21	A12M	16
8	A6M	9	46	A12P	16	8	A6M	9	46	A12P	16
8	A6P	34	22	A13M	17	8	A6P	34	22	A13M	17
9	A7M	10	47	A13P	17	9	A7M	10	47	A13P	17
9	A7P	35	23	A14M	18	9	A7P	35	23	A14M	18
10	CLK2M	11	48	A14P	18	10	CLK2M	11	48	A14P	18
10	CLK2P	36	24	A15M	19	10	CLK2P	36	24	A15M	19
TP1	twpr-	12	49	A15P	19	TP1	twpr-	12	49	A15P	19
TP1	twpr+	37	25	CLK4M	20	TP1	twpr+	37	25	CLK4M	20
TP3	DDC+5V	13	50	CLK4P	20	TP3	DDC+5V	13	50	CLK4P	20

Notes:

1. All pairs are individually shielded with aluminum foil.
2. Pair shields are wrapped Aluminum out and in contact with six internal drains (logic ground).
3. Outer braid and foil (chassis ground) is isolated from inner drains (logic ground).

TS-2103-03
Sheet 4 of 4

Important Notice

All statements, technical information, and recommendations related to 3M's products are based on information believed to be reliable, but the accuracy or completeness is not guaranteed. Before using this product, you must evaluate it and determine if it is suitable for your intended application. You assume all risks and liability associated with such use. Any statements related to the product which are not contained in 3M's current publications, or any contrary statements contained on your purchase order shall have no force or effect unless expressly agreed upon, in writing, by an authorized officer of 3M.



3M Electronics

6801 River Place Blvd.
Austin, TX 78726-9000
800/225-5373
www.3M.com/electronics

Warranty; Limited Remedy; Limited Liability.

This product will be free from defects in material and manufacture for a period of one (1) year from the time of purchase. **3M MAKES NO OTHER WARRANTIES INCLUDING, BUT NOT LIMITED TO, ANY IMPLIED WARRANTY OF MERCHANTABILITY OR FITNESS FOR A PARTICULAR PURPOSE.** If this product is defective within the warranty period stated above, your exclusive remedy shall be, at 3M's option, to replace or repair the 3M product or refund the purchase price of the 3M product. **Except where prohibited by law, 3M will not be liable for any indirect, special, incidental or consequential loss or damage arising from this 3M product, regardless of the legal theory asserted.**



Minimum 10%
Post-Consumer Fiber

Printed in USA.

© 3M 2006