



Chipsmall Limited consists of a professional team with an average of over 10 year of expertise in the distribution of electronic components. Based in Hongkong, we have already established firm and mutual-benefit business relationships with customers from,Europe,America and south Asia,supplying obsolete and hard-to-find components to meet their specific needs.

With the principle of "Quality Parts,Customers Priority,Honest Operation,and Considerate Service",our business mainly focus on the distribution of electronic components. Line cards we deal with include Microchip,ALPS,ROHM,Xilinx,Pulse,ON,Everlight and Freescale. Main products comprise IC,Modules,Potentiometer,IC Socket,Relay,Connector.Our parts cover such applications as commercial,industrial, and automotives areas.

We are looking forward to setting up business relationship with you and hope to provide you with the best service and solution. Let us make a better world for our industry!



Contact us

Tel: +86-755-8981 8866 Fax: +86-755-8427 6832

Email & Skype: info@chipsmall.com Web: www.chipsmall.com

Address: A1208, Overseas Decoration Building, #122 Zhenhua RD., Futian, Shenzhen, China



Bus system cable - SAC-5P-M12MSB/ 5,0-900/M12FSB - 1507201


Please be informed that the data shown in this PDF Document is generated from our Online Catalog. Please find the complete data in the user's documentation. Our General Terms of Use for Downloads are valid (<http://phoenixcontact.com/download>)



Bus system cable, INTERBUS (16 Mbps), 5-position, PUR halogen-free, green RAL 6017, shielded, Plug straight M12, B-coded, on Socket straight M12, B-coded, cable length: 5 m



Key Commercial Data

Packing unit	1 STK
GTIN	 4 017918 900052
GTIN	4017918900052

Technical data

Dimensions

Length of cable	5 m
-----------------	-----

Ambient conditions

Ambient temperature (operation)	-25 °C ... 90 °C (Plug / socket)
Degree of protection	IP65
	IP67

General

Note	Further products with variable cable type and variable cable length can be found in the accessories section
Rated current at 40°C	4 A
Rated voltage	48 V AC 60 V DC
Number of positions	5
Insulation resistance	≥ 100 MΩ
Coding	B - inverse
Signal type/category	INTERBUS, 16 Mbps
Status display	No
Overvoltage category	II

Bus system cable - SAC-5P-M12MSB/ 5,0-900/M12FSB - 1507201

Technical data

General

Degree of pollution	3
Insertion/withdrawal cycles	≥ 100
Torque	0.4 Nm (M12 connector)

Material

Flammability rating according to UL 94	V0
Contact material	CuSn
Contact surface material	Ni/Au
Contact carrier material	PA 6.6
Material of grip body	TPU, hardly inflammable, self-extinguishing
Material, knurls	Zinc die-cast, nickel-plated
Sealing material	NBR

Pin assignment

Position = wire color (signal) = position (optional)	1 (Plug) YE (DO) 1 (Socket)
	2 (Plug) GN (DO) 2 (Socket)
	3 (Plug) GY (DI) 3 (Socket)
	4 (Plug) PK (DI) 4 (Socket)
	5 (Plug) BN (GND) 5 (Socket)

Standards and Regulations

Flammability rating according to UL 94	V0
--	----

Cable

Cable type	INTERBUS
Cable type (abbreviation)	900
Cable structure	3 x 2 x 0.22 mm ²
Conductor cross section	3x 2x 0.22 mm ²
AWG signal line	24
Conductor structure signal line	32x 0.10 mm
Wire colors	Green-yellow, white-brown, gray-pink
Twisted pairs	2 cores to the pair
Overall twist	3 pairs to the core
Shielding	Braided copper wires
External sheath, color	may green RAL 6017
External cable diameter D	8 mm
Minimum bending radius, fixed installation	7.5 x D
Minimum bending radius, flexible installation	15 x D
Number of bending cycles	5000000
Bending radius	120 mm
Traversing path	10 m
Traversing rate	1.6 m/s
Acceleration	3.2 m/s ²

Bus system cable - SAC-5P-M12MSB/ 5,0-900/M12FSB - 1507201

Technical data

Cable

Cable weight	70 kg/km
Outer sheath, material	PUR
Material conductor insulation	PE
Conductor material	Bare Cu litz wires
Insulation resistance	$\geq 5 \text{ G}\Omega \cdot \text{km}$
Loop resistance	$\leq 159.80 \text{ }\Omega/\text{km}$
Cable capacity	$\leq 60 \text{ nF/km}$ (At 800 Hz)
Wave impedance	$120 \text{ }\Omega \pm 20 \%$ (at 64 kHz)
	$100 \text{ }\Omega \pm 15 \%$ (with 1 MHz)
Near end crosstalk attenuation (NEXT)	$\geq 61 \text{ dB}$ (at 772 kHz)
	$\geq 59 \text{ dB}$ (with 1 MHz)
	$\geq 55 \text{ dB}$ (at 2 MHz)
	$\geq 50 \text{ dB}$ (at 4 MHz)
	$\geq 46 \text{ dB}$ (at 8 MHz)
	$\geq 44 \text{ dB}$ (at 10 MHz)
	$\geq 41 \text{ dB}$ (at 16 MHz)
	$\geq 40 \text{ dB}$ (at 20 MHz)
Attenuation	$\leq 15 \text{ dB/km}$ (at 256 kHz)
	$\leq 24 \text{ dB/km}$ (at 772 kHz)
	$\leq 27 \text{ dB/km}$ (with 1 MHz)
	$\leq 52 \text{ dB/km}$ (at 4 MHz)
	$\leq 84 \text{ dB/km}$ (at 10 MHz)
	$\leq 112 \text{ dB/km}$ (at 16 MHz)
	$\leq 119 \text{ dB/km}$ (at 20 MHz)
Signal speed	0.66 c
Coupling resistance	$< 250.00 \text{ m}\Omega/\text{m}$ (at 30 MHz)
Nominal voltage, cable	250 V (Peak value, not for high-power applications)
Test voltage Core/Core	$1500 \text{ V}_{\text{rms}}$
Test voltage Core/Shield	$1000 \text{ V}_{\text{rms}}$
Flame resistance	according to VDE 0472, Part 4, test type B
	according to IEC 60332-1
Ambient temperature (operation)	-40 °C ... 80 °C (cable, fixed installation)
	-30 °C ... 70 °C (cable, flexible installation)

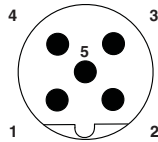
Environmental Product Compliance

China RoHS	Environmentally friendly use period: unlimited = EFUP-e
	No hazardous substances above threshold values

Drawings

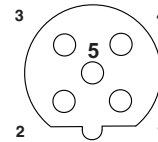
Bus system cable - SAC-5P-M12MSB/ 5,0-900/M12FSB - 1507201

Schematic diagram




Pin assignment M12 male connector, 5-pos., B-coded, male side

Schematic diagram



Pin assignment M12 socket, 5-pos., B-coded, female side

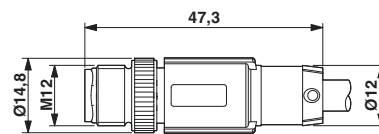
Cable cross section



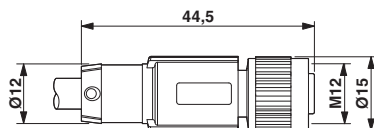
INTERBUS [900]

Plug, M12 x 1, straight, shielded

Dimensional drawing

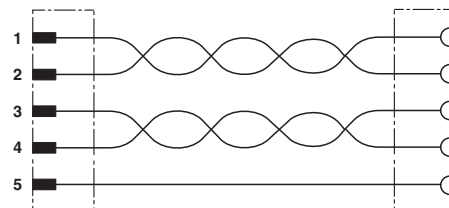


Dimensional drawing



M12 x 1 socket, straight, shielded

Circuit diagram



Contact assignment of the M12 connector and the M12 socket

Approvals

Approvals

Approvals

EAC

Ex Approvals

Approval details

Bus system cable - SAC-5P-M12MSB/ 5,0-900/M12FSB - 1507201

Approvals

EAC



EAC-Zulassung

Phoenix Contact 2018 © - all rights reserved
<http://www.phoenixcontact.com>

PHOENIX CONTACT GmbH & Co. KG
Flachsmarktstr. 8
32825 Blomberg
Germany
Tel. +49 5235 300
Fax +49 5235 3 41200
<http://www.phoenixcontact.com>