



Chipsmall Limited consists of a professional team with an average of over 10 year of expertise in the distribution of electronic components. Based in Hongkong, we have already established firm and mutual-benefit business relationships with customers from,Europe,America and south Asia,supplying obsolete and hard-to-find components to meet their specific needs.

With the principle of “Quality Parts,Customers Priority,Honest Operation,and Considerate Service”,our business mainly focus on the distribution of electronic components. Line cards we deal with include Microchip,ALPS,ROHM,Xilinx,Pulse,ON,Everlight and Freescale. Main products comprise IC,Modules,Potentiometer,IC Socket,Relay,Connector.Our parts cover such applications as commercial,industrial, and automotives areas.

We are looking forward to setting up business relationship with you and hope to provide you with the best service and solution. Let us make a better world for our industry!



Contact us

Tel: +86-755-8981 8866 Fax: +86-755-8427 6832

Email & Skype: info@chipsmall.com Web: www.chipsmall.com

Address: A1208, Overseas Decoration Building, #122 Zhenhua RD., Futian, Shenzhen, China



MINT2270A

270W Dual Output Series

Medical – Universal Input Power Supply



2 Year Warranty

- 270W Convection Cooled AC-DC Power Supply
- Up to 90% Efficiency Typical
- Natural Interleaving Technology for PFC
- LLC Technology for DC Converter
- Remote ON/OFF by PS-ON Signal
- Approved to EN/IEC/UL60601-1 for Medical
- DC-OK, AC-OK Signal Active
- CE** Compliant (LVD, RoHS)



International Safety Standard Approvals



Specifications

All Specifications are typical at nominal input, full load at 25°C unless otherwise stated.

AC Input 100-240VAC +/- 10%, 47-63 Hz single phase.	Turn On Time Less than 2 seconds under all rated load conditions.
Input Current 115VAC: 3.0A max.	Hold-up Time 16 ms at 270W, nominal input (120VAC).
Inrush Current The inrush at 264VAC, at a cold start, will not exceed 45A.	Overvoltage Protection See chart for levels, latching type
Input Fuse T6.3A, 250VAC fuse provided on all models.	Overload Protection Hiccup Mode
Power Factor Complies with EN61000-3-2.	Short Circuit Protection Hiccup Mode
Efficiency 90% typical.	Overtemperature Protection Provided on all models, auto-recovery.
Output Power 270W continuous.	Medical Safety Standards EN/IEC/UL 60601-1, CSA22.2, No. 60601.1
Ripple and Noise 1% pk-pk max., 20MHz BW, differential mode. Measured with noise probe directly across output terminals.	Isolation Input-Output: 4000VAC, Input-Ground: 1500VAC, Output-Ground: 707VDC
Output Voltages See chart.	Earth Leakage Current 260µA typical at 264Vac, 50Hz.
Total Regulation See chart.	Operating Temperature 0° to 70°C, refer to derating curve.
Minimum Load Not required.	Storage Temperature -40 to +85°C.
Transient Response 500µs max. for a 50% load step, with 5mSec high load and 5mSec low load.	Relative Humidity 5% to 95%, non-condensing
Enclosure Dimensions & Weight 3.35"W x 7.17"L x 1.17"H. See outline drawing. Weight: 550 grams	MTBF (Mean-Time-Between-Failure): 325,000 hours at 40°C operating ambient temperature.

MINT2270A

270W Dual Output Series



Medical – Universal Input Power Supply

2 Year Warranty

Model Number	Output No.	Output Volts (V)	Output Parameters		Total Regulation	OCP Limit	OVP Limit
			Output Current	Ripple & Noise			
MINT2270A1976E0X	1	5V	0.2A	1%	5%	1.5A	7.0V
	2	24V	11.25A	1%	2%	15.5A	30.0V

Note: "X" in model number as shown above is replaced by a numeral which will signify the remote on/off configuration, or other potential modifications. See model number key below.

Specifications (continued)

Remote ON/OFF (PS-ON):

On = logic high, off = logic low or open.
 Model suffix "01" will be in the normally OFF configuration. Model suffix "02" will be in the normally "ON" configuration.

AC-OK Signal

"High" when input voltage exceeds 68VAC, "Low" when input voltage is less than 68VAC.

DC-OK Signal

"High" when the 24V output is within normal range. "Low" upon an overvoltage, overcurrent, undervoltage, or short circuit condition, or when the PS-ON is disabled ("OFF").

Shock

Operating: Half-sine, 20 g_{pk}, 10 ms, 3 axes, 6 shocks total
 Non-Operating: Half-sine, 40 g_{pk}, 10 ms, 3 axes, 6 shocks total

Vibration

Operating: 0.003 g²/Hz, 1.5 g_{rms} overall, 3 axes, 10 min. / axis
 Non-Operating: 0.026 g²/Hz, 5.0 g_{rms} overall, 3 axes, 1 hr. / axis

Altitude

Operating: -500 to 10,000 ft. MSL
 Non-Operating: -500 to 40,000 ft. MSL

EMI/EMC Compliance

Conducted Emissions	EN55011 Class B, FCC Part 15, Class B.
Static Discharge Immunity	EN61000-4-2, 6kV Contact Discharge, 8kV air discharge
Radiated RF Immunity	EN61000-4-3, 10V/m.
EFT/Burst Immunity	EN61000-4-4, 2kV/5kHz..
Line Surge Immunity	EN61000-4-5, 1kV differential, 2kV common-mode
Conducted RF Immunity	EN61000-4-6, 3Vrms
Power Frequency Magnetic Field Immunity	EN61000-4-8, 3A/m
Voltage Dip Immunity	EN61000-4-11 240VAC, 0%/0.5 cycle, 40%/5cycles, 70%/25 cycles
Line Frequency Harmonics	EN61000-3-2, Class A

Model Number Key

MINT 2 270 A 19 76 E 01

- 01 = Standard Model, Remote ON/OFF in "OFF" configuration.
- 02 = Standard Model, Remote ON/OFF in "ON" configuration.
- 03 and higher indicates a modified model.

Input Connector

Output Connector

Output Voltage Configuration, "19" = 5V, 24V outputs

Model Configuration

Output Power (Watts)

of Outputs

Product Family: "M" = Medical, "I" = Internal, "NT" = New Technology

MINT2270A

270W Dual Output Series



Medical – Universal Input Power Supply

2 Year Warranty

Outline Drawing & Connector Information

INPUT, OUTPUT and SIGNAL CONNECTORS:

CON1 M3 Screw terminals, 7.62mm pitch

- PIN 1) GND
- PIN 2) AC NEUTRAL
- PIN 3) AC LINE

CON2 M3 Screw terminals, 7.62mm pitch

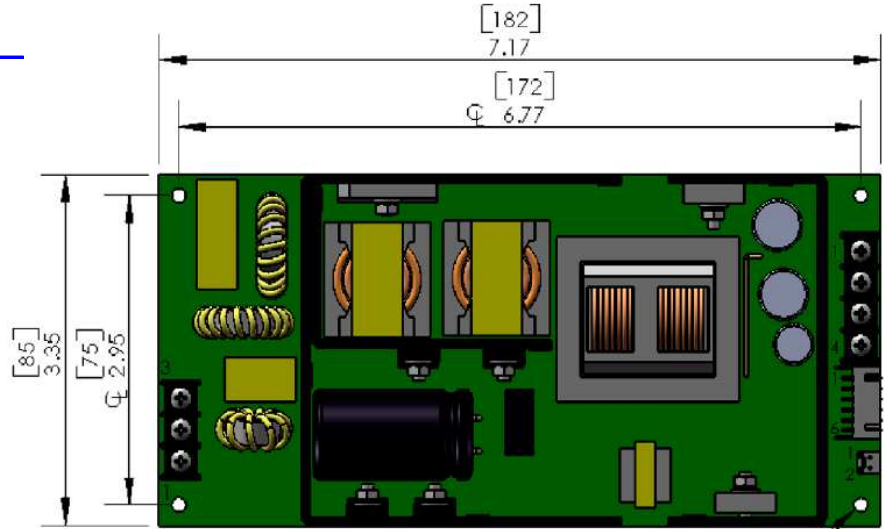
- PIN 1) RTN PIN 3) 24V
- PIN 2) RTN PIN 4) 24V

CON3 Landwin 2502P0600T

- PIN 1) RTN PIN 4) DC-OK
- PIN 2) RTN PIN 5) AC-OK
- PIN 3) 5V SB PIN 6) PS-ON

CON4 AMP 640456-2

- PIN 1) RTN PIN 2) 24V for FAN




MATING CONNECTORS:

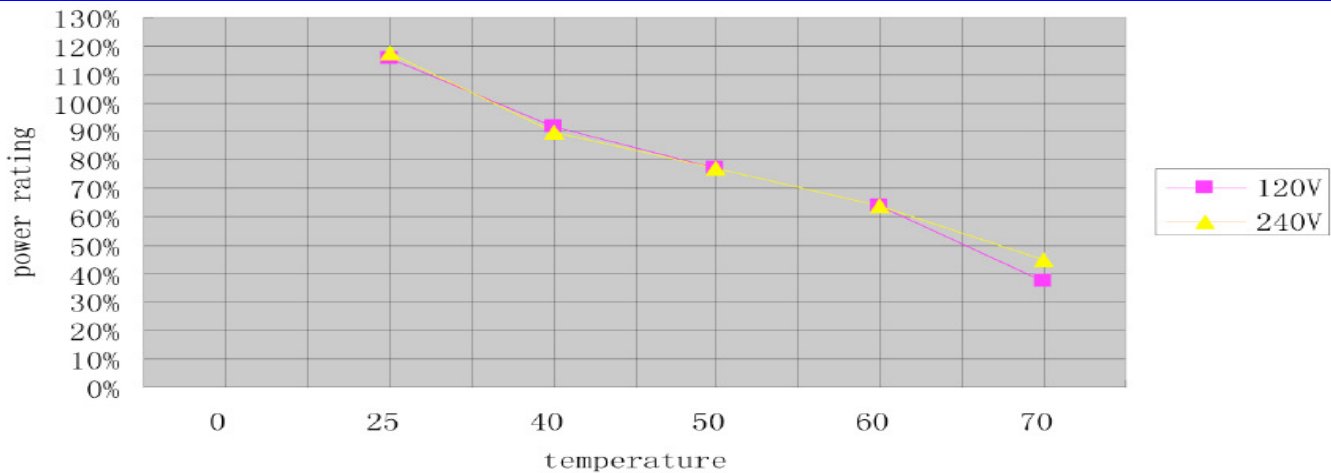
CON1, 2: Wire Lugs - Barrier width = 6.62mm

CON3: Landwin 2500S060, PINS: 2503T012P

CON4: AMP 1375820-2, PINS: 1375913-3



Output Power Derating Curve



Data Sheet © 2010 SL Power Electronics Corp. The information and specifications contained herein are believed to be correct at the time of publication. Rev. 11/2/2010
 However, SL Power accepts no responsibility for consequences arising from reproduction errors or inaccuracies. Specifications are subject to change without notice.