



Chipsmall Limited consists of a professional team with an average of over 10 year of expertise in the distribution of electronic components. Based in Hongkong, we have already established firm and mutual-benefit business relationships with customers from,Europe,America and south Asia,supplying obsolete and hard-to-find components to meet their specific needs.

With the principle of “Quality Parts,Customers Priority,Honest Operation,and Considerate Service”,our business mainly focus on the distribution of electronic components. Line cards we deal with include Microchip,ALPS,ROHM,Xilinx,Pulse,ON,Everlight and Freescale. Main products comprise IC,Modules,Potentiometer,IC Socket,Relay,Connector.Our parts cover such applications as commercial,industrial, and automotives areas.

We are looking forward to setting up business relationship with you and hope to provide you with the best service and solution. Let us make a better world for our industry!



Contact us

Tel: +86-755-8981 8866 Fax: +86-755-8427 6832

Email & Skype: info@chipsmall.com Web: www.chipsmall.com

Address: A1208, Overseas Decoration Building, #122 Zhenhua RD., Futian, Shenzhen, China



SAC-5P-MS/10,0-920/FS SCO

Order No.: 1518300



<http://eshop.phoenixcontact.de/phoenix/treeViewClick.do?UID=1518300>

Bus system cable, 5-position, PUR, halogen-free, Violet, RAL 4001, shielded, Plug, straight M12-SPEEDCON, A-coded, on Socket, straight M12-SPEEDCON, A-coded, Cable length: 10 m



CANopen

Product notes

WEEE/RoHS-compliant since:
03/02/2006



| Commercial data | |
|--------------------------|--------------------|
| GTIN (EAN) | 4017918968427 |
| Note | Made-to-order |
| sales group | D117 |
| Pack | 1 pcs. |
| Customs tariff | 85444290 |
| Weight/Piece | 0.6223 KG |
| Catalog page information | Page 279 (PC-2009) |

<http://www.download.phoenixcontact.com>
Please note that the data given here has been taken from the online catalog. For comprehensive information and data, please refer to the user documentation. The General Terms and Conditions of Use apply to Internet downloads.

Technical data

| General data | |
|-----------------------|--------|
| Rated current at 40°C | 4 A |
| Rated voltage | 60 V |
| Number of positions | 5 |
| Volume resistance | ≤ 5 mΩ |

| | |
|---------------------------------|--|
| Insulation resistance | ≥ 100 MΩ |
| Length of cable | 10 m |
| Ambient temperature (operation) | -25 °C ... 90 °C (Male connector / female connector) |

General characteristics

| | |
|--------------------------|---|
| Coding | A - standard |
| Surge voltage category | II |
| Pollution degree | 3 |
| Degree of protection | IP65/IP67/IP69K |
| Contact material | CuSn |
| Contact surface material | Ni/Au |
| Contact carrier material | TPU GF |
| Material of grip body | TPU, hardly inflammable, self-extinguishing |
| Material, knurls | Zinc die-cast, (nickel-plated) |
| Sealing material | NBR |
| Status display | No |

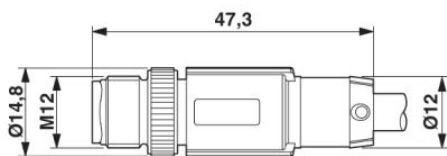
Conductor data

| | |
|-------------------------------------|-------------------------------------|
| Cable type | CAN Bus/DeviceNet |
| Cable type (abbreviation) | 920 |
| Conductor cross section | 0.2 mm ² (signal line) |
| | 0.32 mm ² (Power supply) |
| | 0.32 mm ² (Drain wire) |
| AWG signal line | 24 |
| Conductor structure signal line | 19x 0.12 mm |
| AWG power supply | 22 |
| Conductor structure, voltage supply | 19x 0.15 mm |
| Core diameter including insulation | 2.05 mm ±0.1 mm (signal line) |
| | 1.4 mm ±0.05 mm (Power supply) |
| External cable diameter | 6.70 mm |
| Wire colors | Red-black, blue-white |
| External sheath, color | Violet, RAL 4001 |
| Insulation resistance | ≥ 5 GΩ*km (signal line) |
| | ≥ 100 MΩ*km (Power supply) |
| Conductor resistance | ≤ 78.4 Ω/km (signal line) |
| | ≥ 51.6 Ω/km (Power supply) |

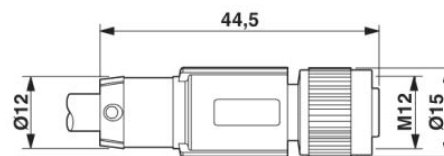
| | |
|---|---|
| Working capacitance | 39.3 pF (Signal line, Core-Core) 78.7 pF (Signal line, Core-Shield) |
| Nominal voltage, conductor | 30 V (signal line) 300 V (Power supply) |
| Test voltage, conductor | 1500 V (signal line) 2000 V (Power supply) |
| Twisted pairs | 2 cores to the pair |
| Type of pair shielding | Aluminum-lined polyester foil |
| Overall twist | 2 pairs around a drain wire in the center to the core |
| Shielding | Tinned copper braided shield |
| Optical shield covering | 70 % |
| Outer sheath, material | PUR |
| Material conductor insulation | PE (Power supply) Foamed PE (signal line) |
| Conductor material | Tin-plated Cu litz wires |
| Smallest bending radius, fixed installation | 67 mm |
| Smallest bending radius, movable installation | 67 mm |
| Number of bending cycles | 5000000 |
| Bending radius | 67 mm |
| Traversing path | 10 m |
| Traversing rate | 3 m/s |
| Acceleration | 7 m/s ² |
| Ambient temperature (operation) | -40 °C ... 80 °C (cable, fixed installation) -20 °C ... 75 °C (cable, flexible installation) |
| Halogen-free | complying with IEC 60754-1/2 |

Diagrams/Drawings

Dimensioned drawing

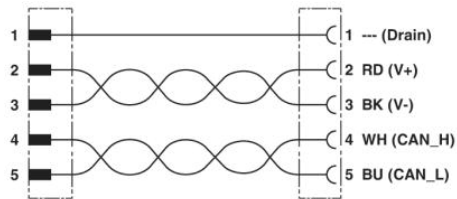


M12 x 1 male connector, straight, shielded

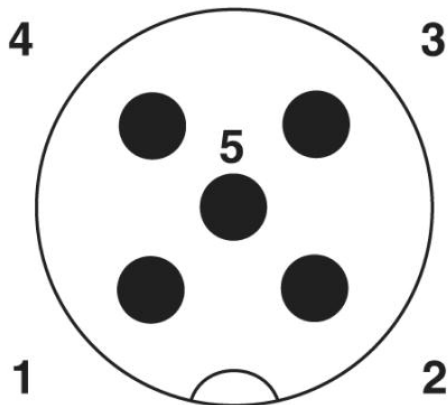


M12 x 1 female connector, straight, shielded

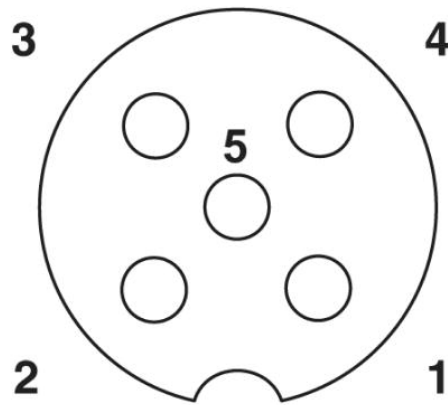
Circuit diagram



Schematic diagram



Pin assignment M12 male connector, 5-pos., A-coded, male side



Pin assignment M12 socket, 5-pos., A-coded, socket side view

Address

PHOENIX CONTACT Inc., USA
586 Fulling Mill Road
Middletown, PA 17057, USA
Phone (800) 888-7388
Fax (717) 944-1625
<http://www.phoenixcon.com>



© 2010 Phoenix Contact
Technical modifications reserved;