Chipsmall Limited consists of a professional team with an average of over 10 year of expertise in the distribution of electronic components. Based in Hongkong, we have already established firm and mutual-benefit business relationships with customers from,Europe,America and south Asia,supplying obsolete and hard-to-find components to meet their specific needs.

With the principle of “Quality Parts,Customers Priority,Honest Operation,and Considerate Service”,our business mainly focus on the distribution of electronic components. Line cards we deal with include Microchip,ALPS,ROHM,Xilinx,Pulse,ON,Everlight and Freescale. Main products comprise IC,Modules,Potentiometer,IC Socket,Relay,Connector.Our parts cover such applications as commercial,industrial, and automotives areas.

We are looking forward to setting up business relationship with you and hope to provide you with the best service and solution. Let us make a better world for our industry!

Contact us

Tel: +86-755-8981 8866 Fax: +86-755-8427 6832
Email & Skype: info@chipsmall.com Web: www.chipsmall.com
Address: A1208, Overseas Decoration Building, #122 Zhenhua RD., Futian, Shenzhen, China

PART NUMBER	REV	FIRST USED	TERMINATOR	FEED TYPE	DESCRIPTION
1530004 −1	G	–	LEADMAKER	MECH POST FEED	CUTS CARRIER
1530004 −2	G	–	BENCH	MECH PRE FEED	CUTS CARRIER
1530004 −6	G	–	LEADMAKER	MECH POST FEED	CONTINUOUS CARRIER
7−1530004 −1	G	–	LEADMAKER	MECH POST FEED	−1 AND SPARE PARTS
7−1530004 −2	G	–	BENCH	MECH PRE FEED	−2 AND SPARE PARTS
7−1530004 −6	G	–	LEADMAKER	MECH POST FEED	−6 AND SPARE PARTS
7−1530004 −7	D	–	–	–	SPARE PARTS KIT

USED ON –

DWG NO 1530004

DIMENSIONING AND TOLERANCING PER ASME Y14.5M (ISO STANDARDS) THIS DRAWING IS A CONTROLLED DOCUMENT.

CRIMP DATA (AMP TERMINAL)

TERMINAL NAME: TAB 5.8 X 0.8 – ASSY

CRIMP	SIZE	TYPE	RANGE
WIRE	3.30 [.130 IN]	F	3.00−4.00mm²
INSUL	4.57 [.180 IN]	OV	3.30−4.50 [.130−.177 IN]

WIRE STRIP LENGTH 4.70 [.185 IN]

APPL INSTRUCTION 408−8322 & 408−8490

TERMINAL – –
APPL SPEC 114−18052 –

FEED 19.50 [.768 IN]

TERMINALS APPLIED

964308	–	–	–	–
–	–	–	–	–
–	–	–	–	–
–	–	–	–	–
–	–	–	–	–
–	–	–	–	–
–	–	–	–	–
–	–	–	–	–

WIRE SIZE mm² AWG	CRIMP HEIGHT *	REF SETTING *
4.00mm²	2.33 ±0.05 [.092 ±.002 IN]	C0
3.50mm²	2.23 ±0.05 [.088 ±.002 IN]	C6
3.00mm²	2.11 ±0.05 [.083 ±.002 IN]	D5
–	–	–
–	–	–
–	–	–
–	–	–
–	–	–
–	–	–
–	–	–
–	–	–
–	–	–
–	–	–
–	–	–
–	–	–
–	–	–

SET UP GAGE	LAYOUT
458637−3	L1426006

1. RECOMMENDED SPARE PARTS.
2. GREASE RAM, CAM, CAM FOLLOWER AND FEED ROD LIGHTLY.
3. LUBRICATE DAILY PER THE APPLICATOR INSTRUCTION SHEET SUPPLIED WITH THE APPLICATOR.

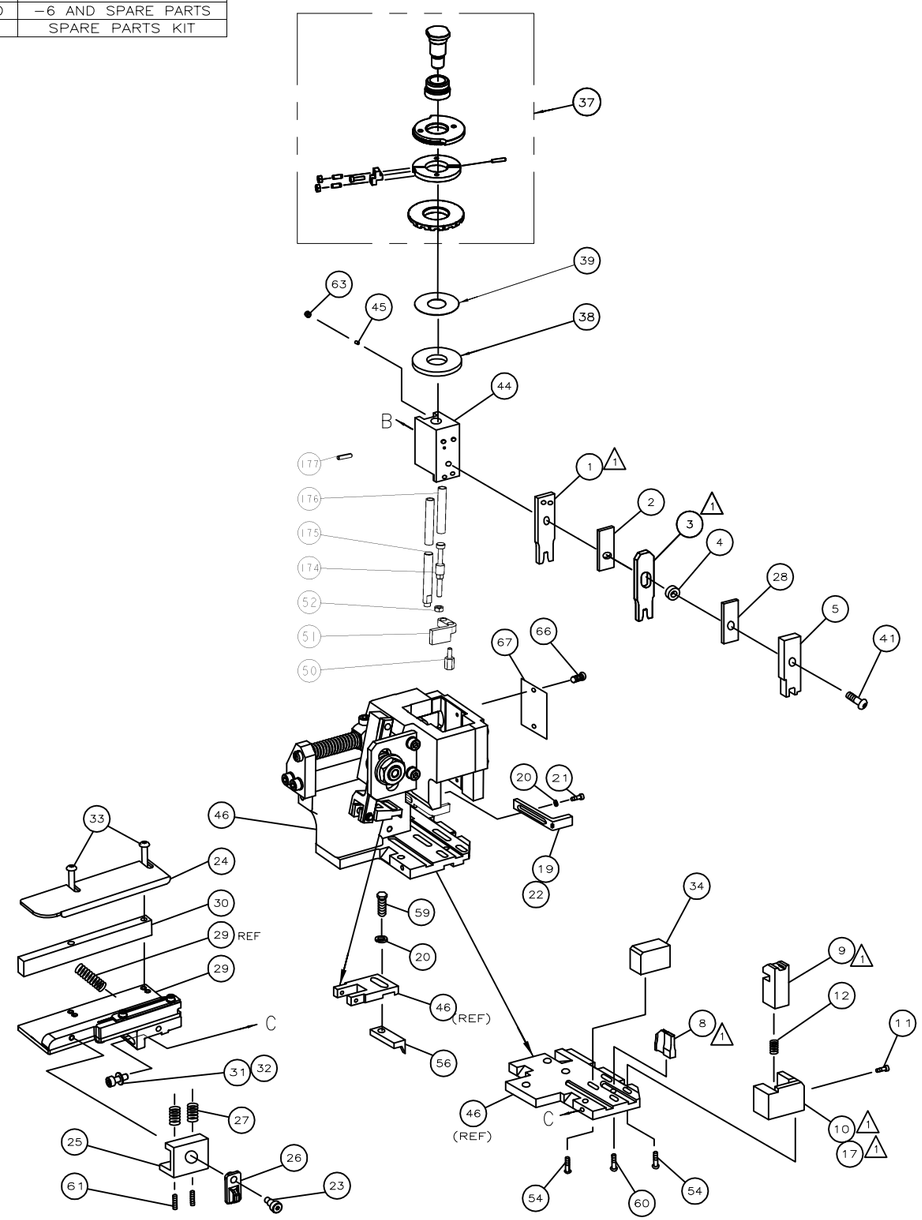

ITEM NO	DESCRIPTION	PART NO	QTY REQD PER ASSY						
177	PIN, SLOTTED SPRING 3.0X12.0	993111−8	–	1	1	1	1	1	1
176	SPRING, COMPRESSION	3−22280−7	–	2	2	2	2	2	2
175	GUIDE PIN, HOLD DOWN	1752353−1	–	1	1	1	1	1	1
174	GUIDE PIN, HOLD DOWN	1901680−1	–	1	1	1	1	1	1
72	PRINT, APPLICATOR LOG SHEET	1530004	–	1	1	1	1	1	1
71	DOCUMENTATION PACKAGE	1338705−3	–	1	1	1	1	1	1
67	PLATE, IDENTIFICATION	461264−5	–	1	1	1	1	1	1
66	SCR,DRIVE(#2x.19)ID PLATE	21017−2	–	2	2	2	2	2	2
65									
64									
63	SCR,SKT SET(M6X6)RAM	3−18031−0	–	1	1	1	1	1	1
62									
61	SCR,SET(M5X20)DRAG	2−18032−5	–	2	2	2	2	2	2
60	SCR,BHC(M4X10)ANVIL	18024−7	–	1	1	1	1	1	1
59	SCR,HEX(M4X8)FEED FINGER	5−18022−2	–	1	1	1	1	1	1
58									
57									
56	PAWL, FEED	1338685−1	–	1	1	1	1	1	1
55									
54	SCR,BHC(M4x12)SHEAR HOLDER	18024−8	–	4	4	4	4	4	4
53									
52	NUT, HEX, REG M3.5	1−18030−0	–	1	1	1	1	1	1
51	HOLD DOWN, TERMINAL	1901681−1	–	1	1	1	1	1	1
50	STANDOFF, HOLD DOWN	3−1752354−5	–	1	1	1	1	1	1
49	SCR,BHC(M3X10)CAM	18024−3	–	1	1	1	1	1	1
48	CAM, PRE FEED 30 & 40 mm ST	1338675−1	–	–	1	–	–	1	–
47	CAM, POST FEED 30 & 40 mm ST	1338676−1	–	1	–	1	1	–	1
46	APPLICATOR BASIC SUBASSY	1320999−3	–	1	1	1	1	1	1
45	PLUG, NYLON	690191−1	–	1	1	1	1	1	1
44	RAM	1633724−6	–	1	1	1	1	1	1
43									
42									
41	SCR,BHC(M8X25)RAM	2−18024−6	–	1	1	1	1	1	1
40									
39	SHIM SUBASSY	690125−1	–	1	1	1	1	1	1
38	SPACER, FINE ADJUST	469367−7	–	1	1	1	1	1	1
37	FINE ADJUST HEAD SUBASSY	879103−3	–	1	1	1	1	1	1
36									
35									
34	SUPPORT, TERMINAL	1−1752356−5	–	1	1	1	1	1	1
33	SCR,BHC(M4X20)STRIP GUIDE	1−18024−0	–	2	2	2	2	2	2
32	WASHER, FLAT(M4)	18027−2	–	1	1	1	1	1	1
31	SCR,SKT CAP(M4X12)MOUNT BLOCK	1−18023−2	–	1	1	1	1	1	1
30	SPACER, STRIP GUIDE	1−1320908−0	–	1	1	1	1	1	1
29	STRIP GUIDE PLATE ASSY	1633073−2	–	1	1	1	1	1	1
28	SPACER, FRONT SHEAR DEP	1−455888−4	–	1	1	1	1	1	1
27	SPRING, DRAG	1−22284−0	–	2	2	2	2	2	2
26	LEVER, DRAG RELEASE	356835−1	–	1	1	1	1	1	1
25	DRAG, TERMINAL	240792−1	–	1	1	1	1	1	1
24	PLATE, STRIP GUIDE	1320928−1	–	1	1	1	1	1	1
23	SCR,SHC SHLD	980371−4	–	1	1	1	1	1	1
22	STRIPPER	690472−2	–	1	–	1	1	–	1
21	SCR,SHC(M4X10)STRIPPER	1−18023−1	–	1	1	1	1	1	1
20	WASHER,LOCK(M4)STRIPPER	18025−2	–	2	2	2	2	2	2
19	STRIPPER	690472−1	–	–	1	–	–	1	–
18									
17	HOLDER, SHEAR, FRONT (NO−CUT)	1338684−1	–	1	–	–	1	–	–
16									
15									
14									
13									
12	SPRING, SHEAR	5−22280−0	–	1	1	1	1	1	1
11	STOP, SHEAR	356885−4	–	1	1	1	1	1	1
10	HOLDER, SHEAR, FRONT (CUT)	1320921−1	–	–	1	1	–	1	1
9	SHEAR, FLOAT (FRONT)	659547−2	–	1	1	1	1	1	1
8	ANVIL	1333209−1	1	2	2	2	1	1	1
7									
6									
5	DEPRESSOR, SHEAR (FRONT)	2−879343−0	–	1	1	1	1	1	1
4	SPACER, BLOCK CRIMPER	1−238011−0	–	1	1	1	1	1	1
3	CRIMPER, INSULATION	805783−9	1	2	2	2	1	1	1
2	SPACER, CRIMPER	455888−6	–	1	1	1	1	1	1
1	CRIMPER, WIRE	456410−4	1	2	2	2	1	1	1
			−77	−76	−72	−71	−6	−2	−1

PARTS LIST

VIEW B ROTATED 180°

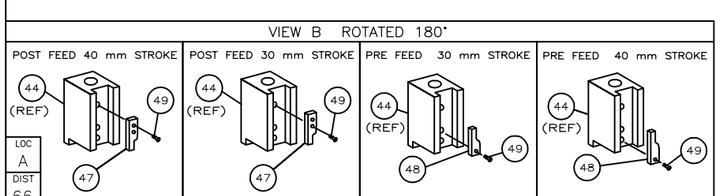

* WARNING:

ON INSTALLATION, SET WIRE DISC TO LARGEST WIRE SIZE SETTING. USE OF SETTINGS BELOW MIN REQUIRED CRIMP HEIGHT SETTING WILL CAUSE DAMAGE TO CRIMP TOOLING.

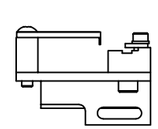

P	LTR	REVISION RECORD	DATE	DWN	APVD
	G	ECR−12−009929	5−2012	MY	GB

DIMENSIONS: INCHES

TOLERANCES UNLESS OTHERWISE SPECIFIED:
0 PLC ± –
1 PLC ± –
2 PLC ± 0.5 [.02 IN]
3 PLC ± –
4 PLC ± –

ANGLES ± –
SURFACE TEXTURE –√

DWN M.CLIFFORD 21JUN04
CHK –
APVD F.BACKHURST 21JUN04
NAME FINE ADJ SIDE FD HD−I APPL

MATERIAL – – –
HEAT TREAT – – –

TE Connectivity

SCALE – SIZE A1 DRAWING NO 1530004 SHEET 1 OF 1 REV G

CUSTOMER ACCESSIBLE PRODUCTION DRAWING

THIS INFORMATION IS CONFIDENTIAL AND PROPRIETARY TO TYCO ELECTRONICS CORPORATION AND ITS SUBSIDIARIES AND AFFILIATES (TEC). IT MAY NOT BE DISCLOSED TO ANYONE OTHER THAN TEC EMPLOYEES WITHOUT WRITTEN AUTHORIZATION FROM TEC.

3308−8 (3/11)