



Chipsmall Limited consists of a professional team with an average of over 10 year of expertise in the distribution of electronic components. Based in Hongkong, we have already established firm and mutual-benefit business relationships with customers from,Europe,America and south Asia,supplying obsolete and hard-to-find components to meet their specific needs.

With the principle of “Quality Parts,Customers Priority,Honest Operation,and Considerate Service”,our business mainly focus on the distribution of electronic components. Line cards we deal with include Microchip,ALPS,ROHM,Xilinx,Pulse,ON,Everlight and Freescale. Main products comprise IC,Modules,Potentiometer,IC Socket,Relay,Connector.Our parts cover such applications as commercial,industrial, and automotives areas.

We are looking forward to setting up business relationship with you and hope to provide you with the best service and solution. Let us make a better world for our industry!



Contact us

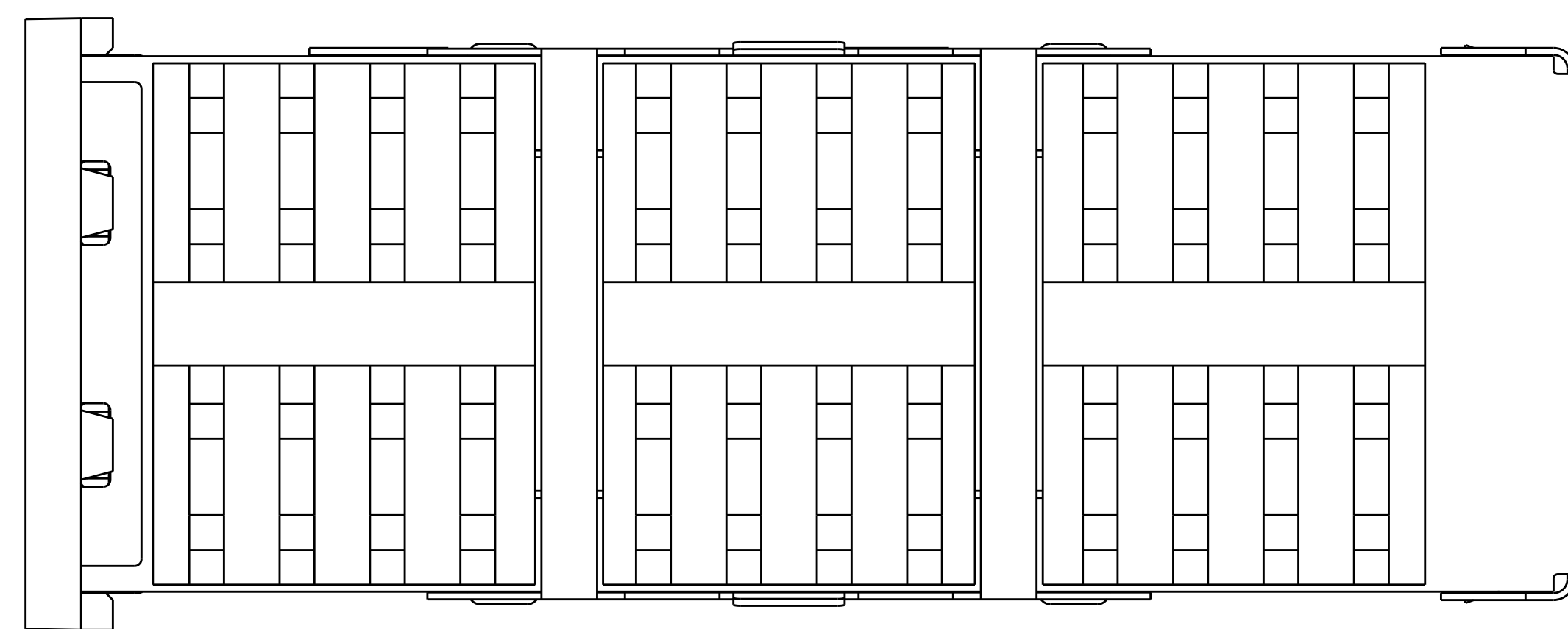
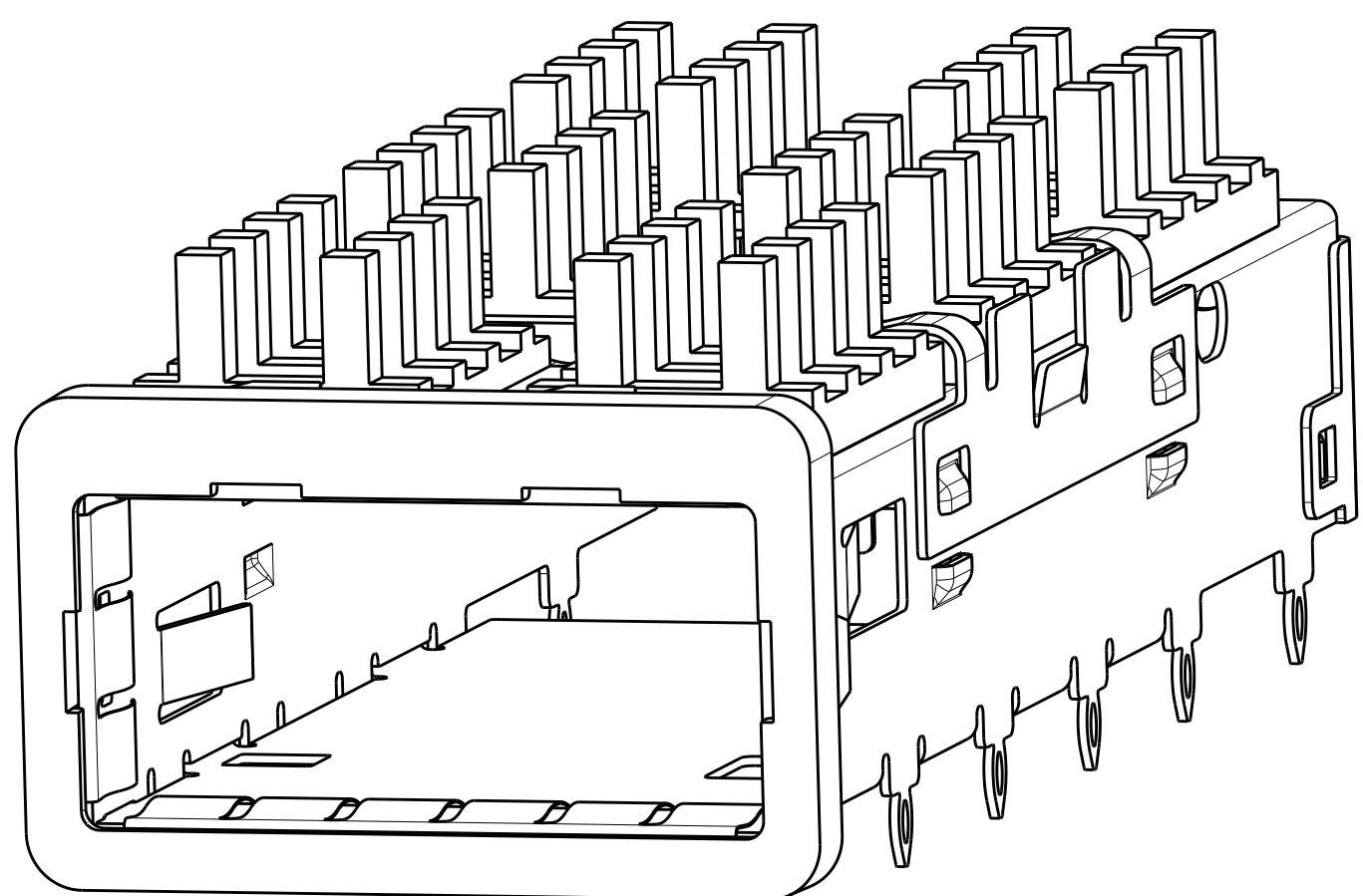
Tel: +86-755-8981 8866 Fax: +86-755-8427 6832

Email & Skype: info@chipsmall.com Web: www.chipsmall.com

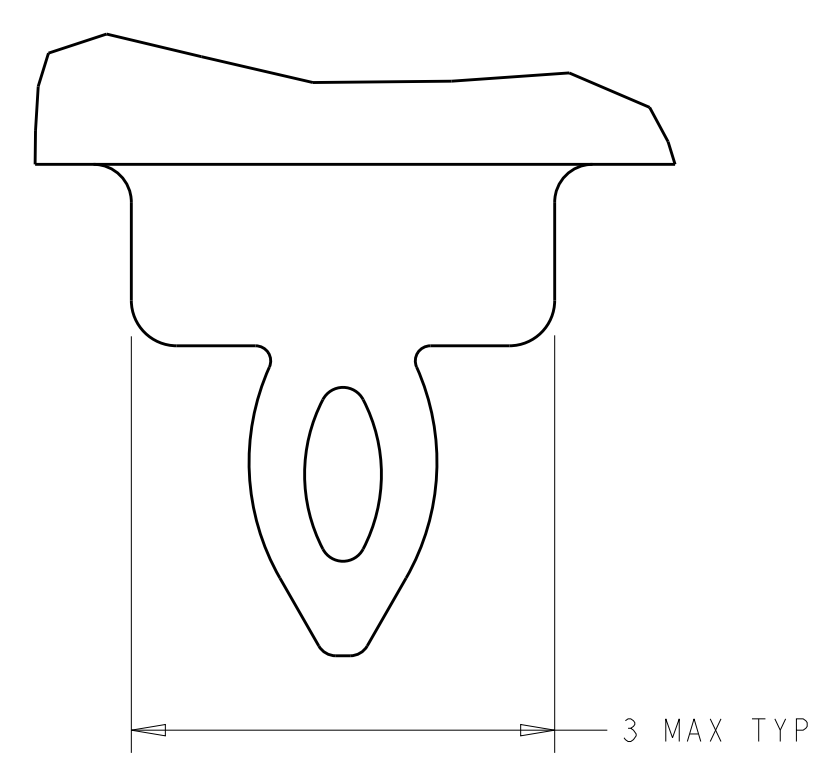
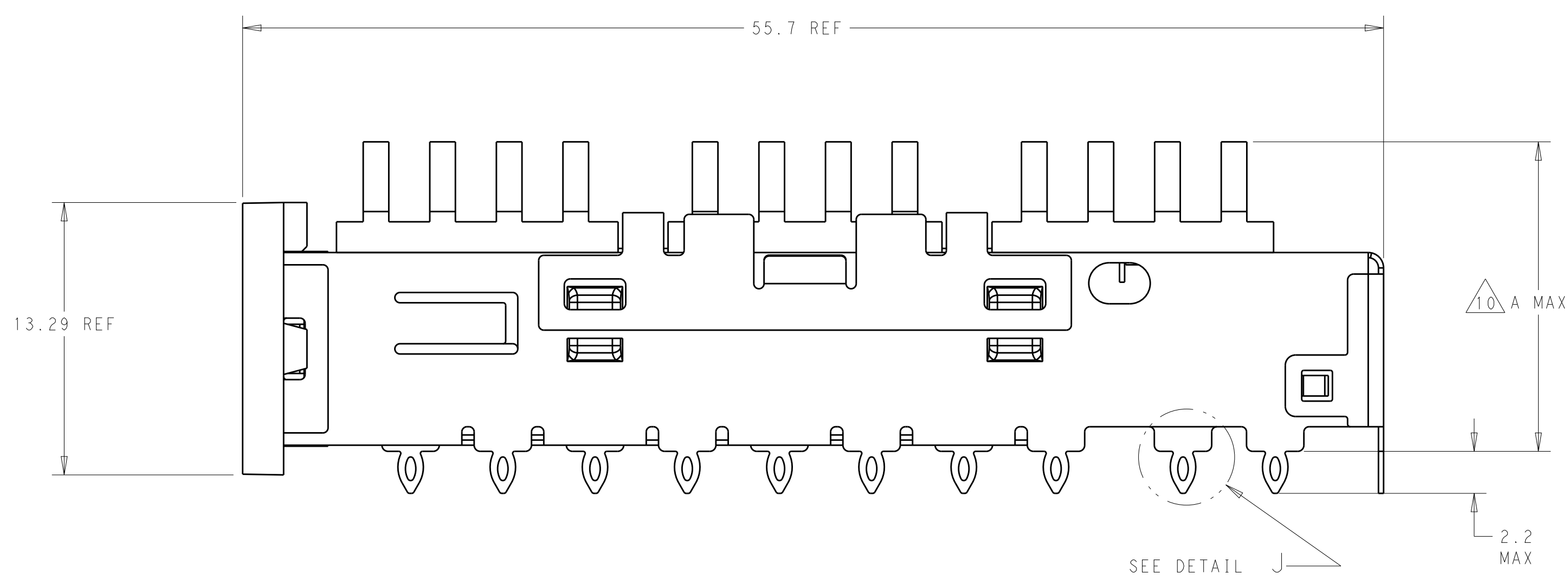
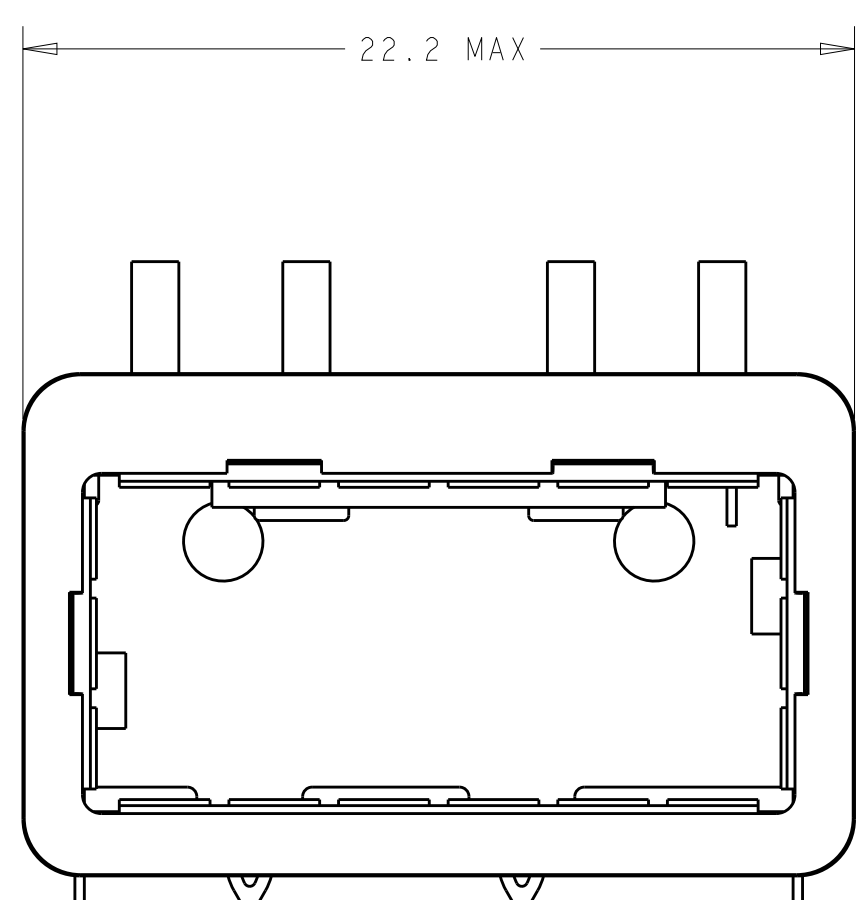
Address: A1208, Overseas Decoration Building, #122 Zhenhua RD., Futian, Shenzhen, China



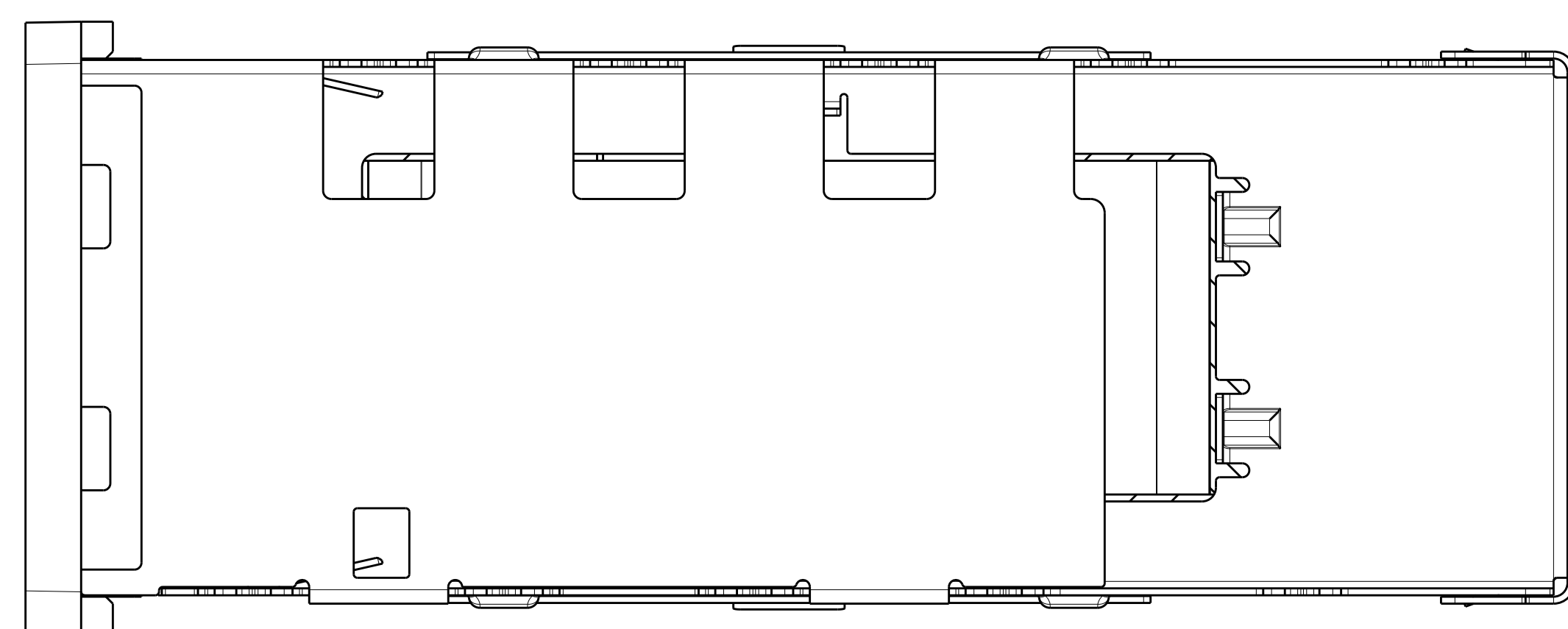
LOC	DIST	REVISIONS			
P	LTN	DESCRIPTION	DATE	DWN	APVD
A		RELEASED PER ECO-13-000076	17JAN2013	CJV	EDB



- 1. CAGE MATERIAL: NICKEL SILVER, 0.25 THICK
 HEAT SINK MATERIAL: ALUMINUM
 HEAT SINK CLIP MATERIAL: STAINLESS STEEL
 EMI SPRING MATERIAL: COPPER ALLOY
 FRONT FLANGE MATERIAL: ZINC ALLOY
- 2. MINIMUM PITCH DIMENSION.
- 3. MATES WITH QSFP MSA COMPATIBLE TRANSCEIVER.
- 4. REFERENCE APPLICATION SPEC 114-13218 FOR RECOMMENDED DRILL HOLE DIAMETER AND PLATING THICKNESS.
- 5. DATUMS AND BASIC DIMENSIONS ESTABLISHED BY CUSTOMER.
- 6. DIMENSION C IS THE NOMINAL THICKNESS OF CUSTOMER SUPPLIED PC BOARD.
 SINGLE SIDED PC BOARD MINIMUM THICKNESS: 1.45
 DOUBLE SIDED PC BOARD MINIMUM THICKNESS: 2.7.
- 7. HEAT SINK AND CLIP SHIPPED ASSEMBLED TO CAGE ASSEMBLY
 CAGE ASSEMBLY MAY BE PRESSED INTO THE PCB AS SHIPPED.
- 8. DATUM A IS TOP SURFACE OF HOST BOARD.
- 9. SURFACE TRACES PERMITTED WITHIN THIS AREA EXCEPT WHERE CAGE STANDOFFS, SHOWN IN DETAIL J, CONTACT PC BOARD.
- 10. DIMENSION APPLIES WITH MODULE INSTALLED IN THE CAGE.
- 11. DATE CODE (YYWW) MARKED ON TOP OF CAGE AND CONCEALED BY HEAT SINK APPLIES TO CAGE ASSEMBLY ONLY.
- 12. EMI SPRING FINISH: 2µm MIN TIN.
 FRONT FLANGE FINISH: 3µm MIN TIN OVER 1.27µm MIN NICKEL OVER 5.08µm MIN COPPER.
 HEAT SINK FINISH: 0.076µm MIN NICKEL.



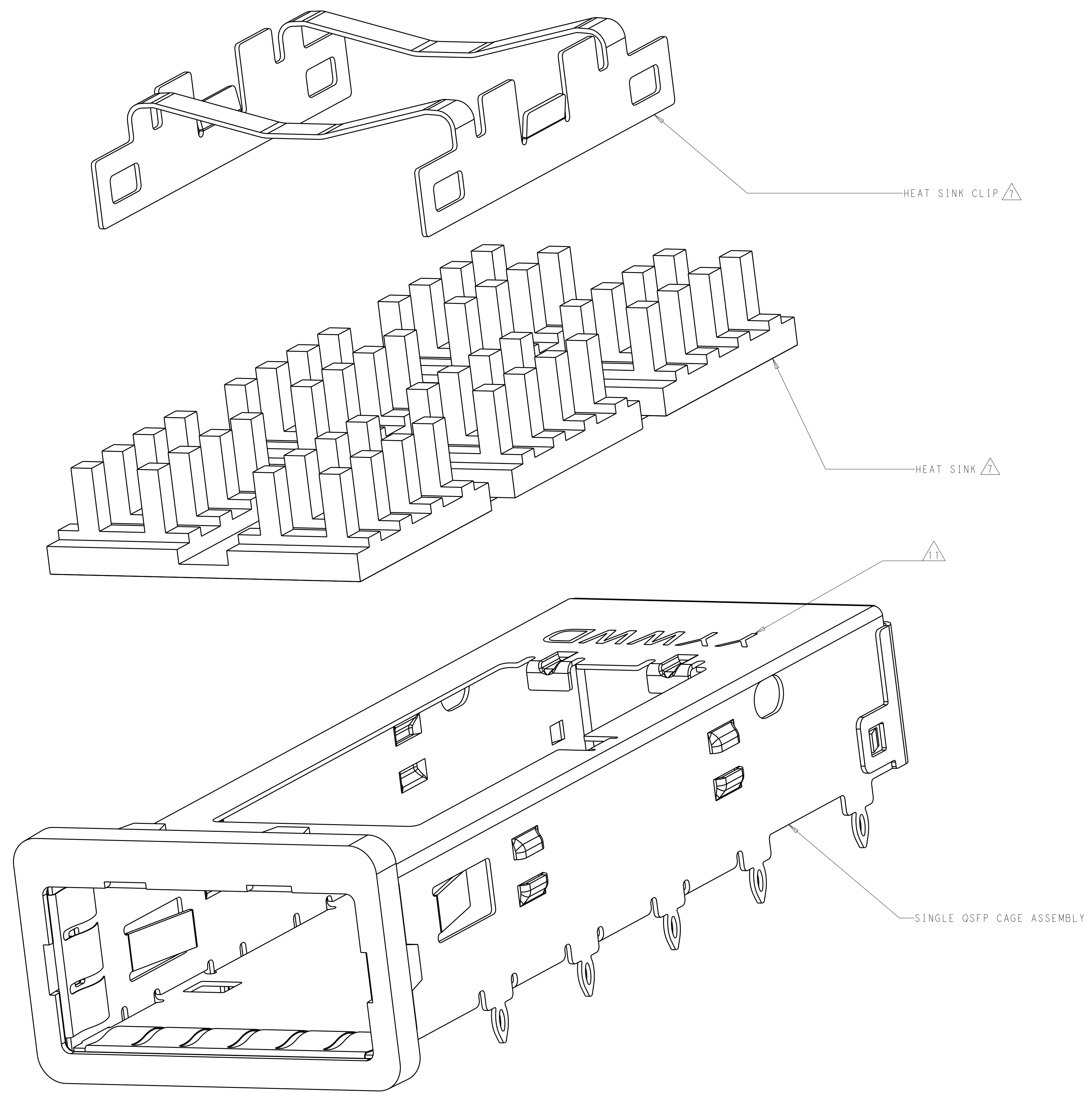
DETAIL J
 SCALE 20:1



23.0	NETWORKING HEAT SINK	1551892-3
16.0	SAN HEAT SINK (SHOWN)	1551892-2
13.7	PCI HEAT SINK	1551892-1
A	DESCRIPTION	PART NUMBER

THIS DRAWING IS A CONTROLLED DOCUMENT. DIMENSIONING AND TOLERANCING PER ASME Y14.5M-2009.		DWN E. ZIJLSTRA CHK R. VERBEET APVD T. D. ROER	08NOV2010 08NOV2010 08NOV2010	TE Connectivity	
DIMENSIONS:	TOLERANCES UNLESS OTHERWISE SPECIFIED:	NAME		CAGE ASSEMBLY, BEHIND BEZEL, QSFP, WITH HEAT SINK	
mm	0 PLC ±0.13 1 PLC ±0.13 2 PLC ±0.13 3 PLC ±0.13 4 PLC ±0.13 ANGLES ±0.13	PRODUCT SPEC		-	
MATERIAL		APPLICATION SPEC		-	
FINISH		WEIGHT		-	
CUSTOMER DRAWING		SIZE CAGE CODE DRAWING NO		RESTRICTED TO	
		A100779C=1551892		-	
		SCALE 5:1		SHEET 1 OF 5 REV A	

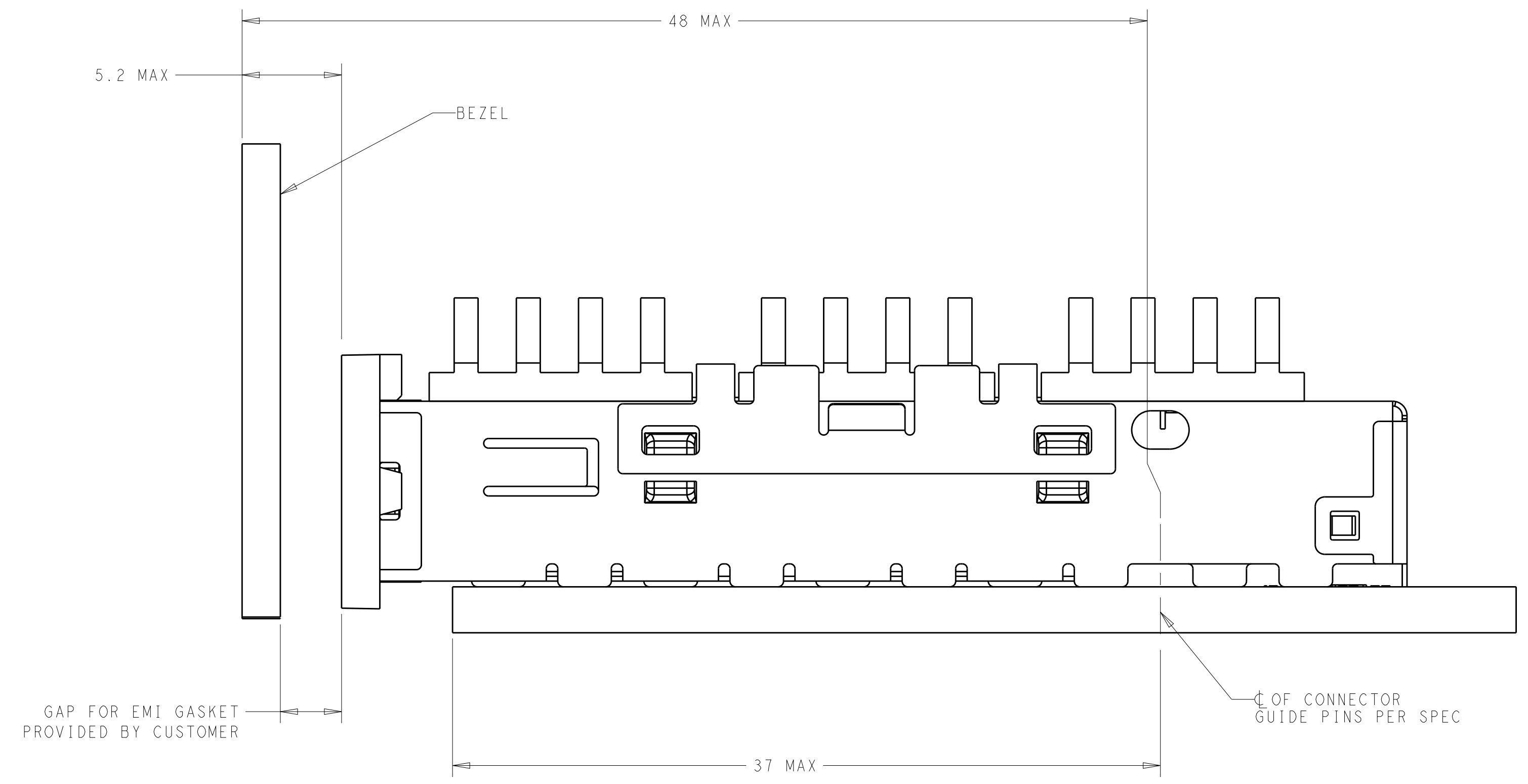
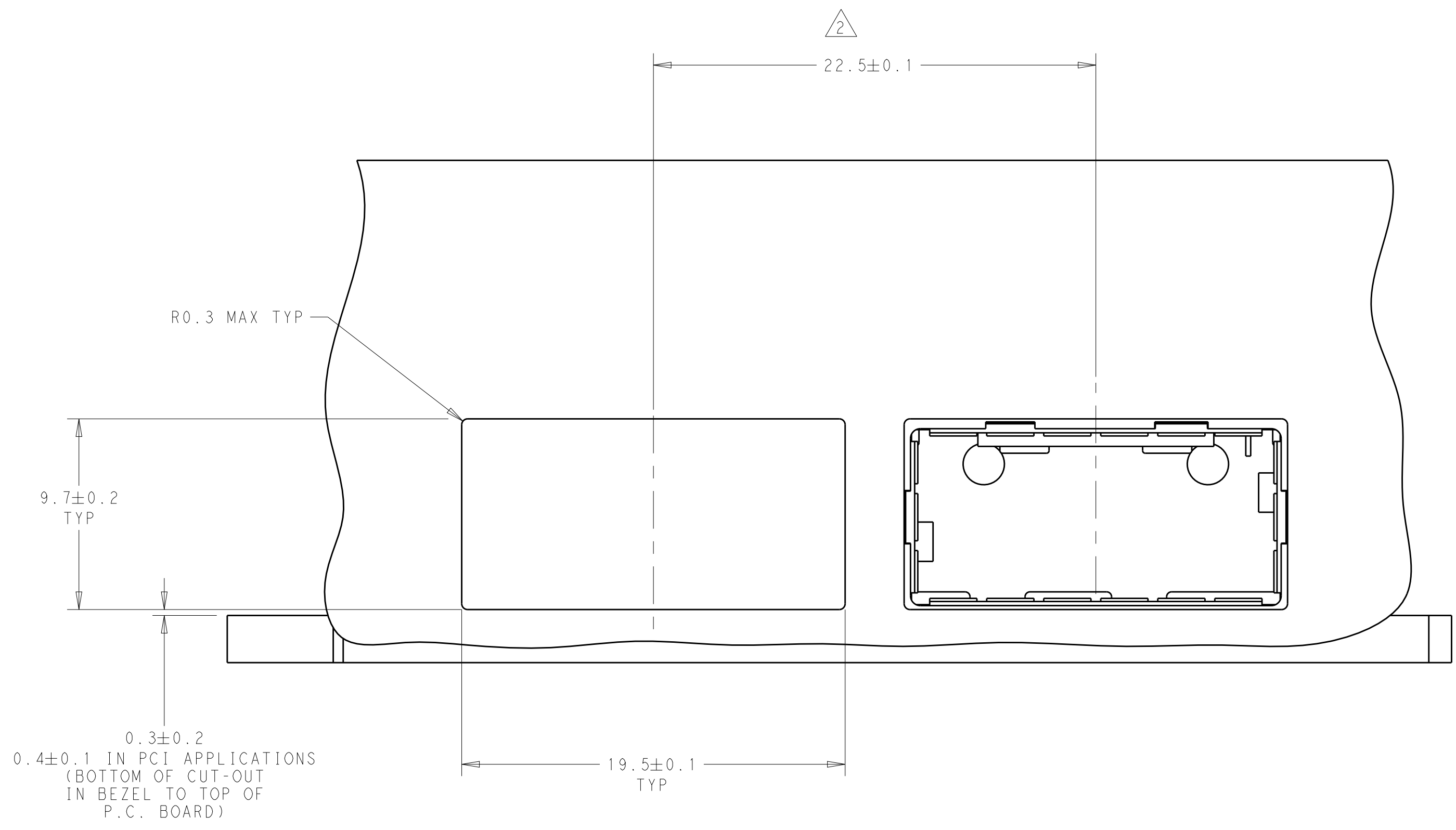
LOC	DIST	REVISIONS			
P	LTN	DESCRIPTION	DATE	DMN	APVD
GP	00	SEE SHEET 1	-	-	-



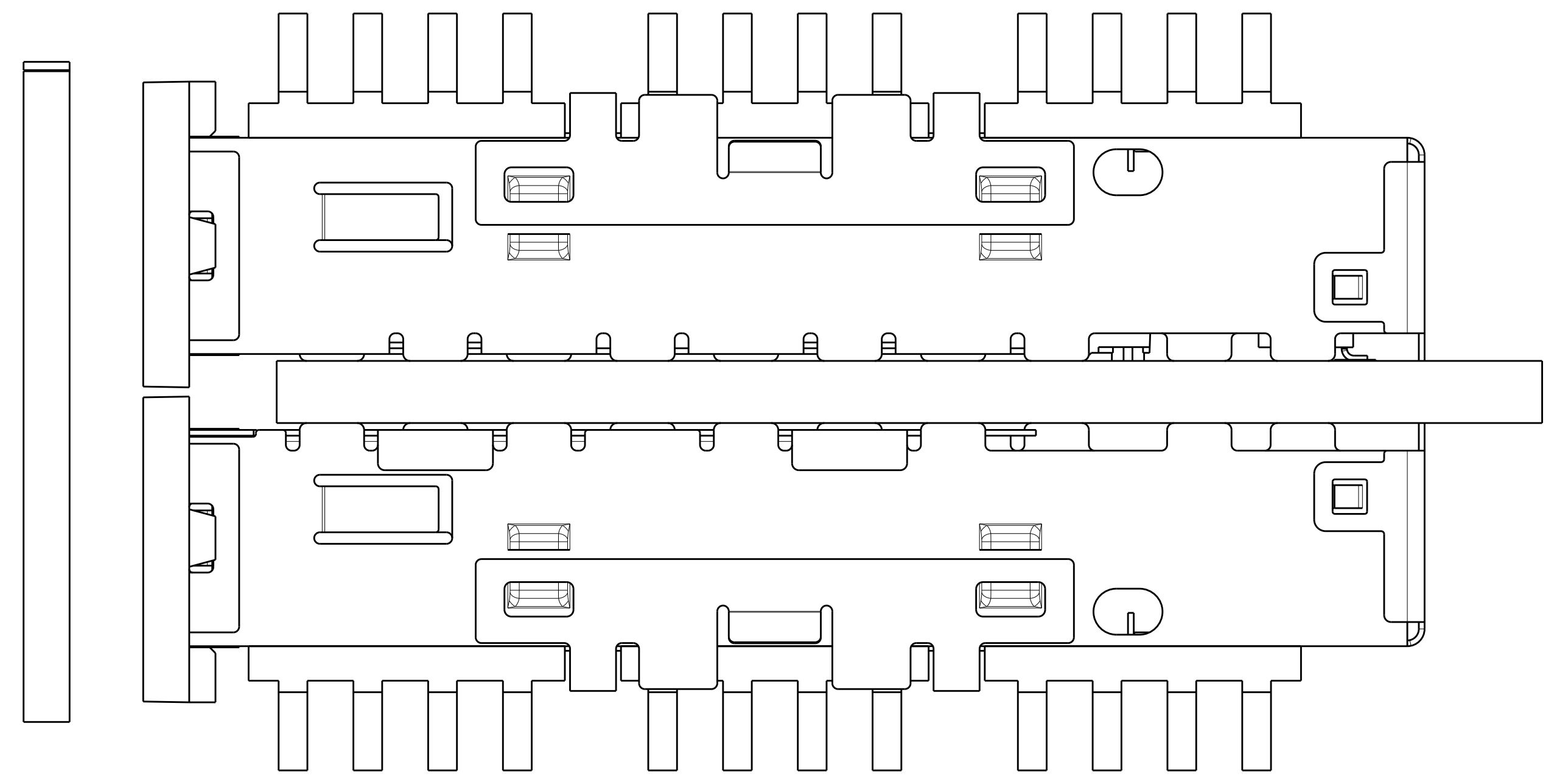
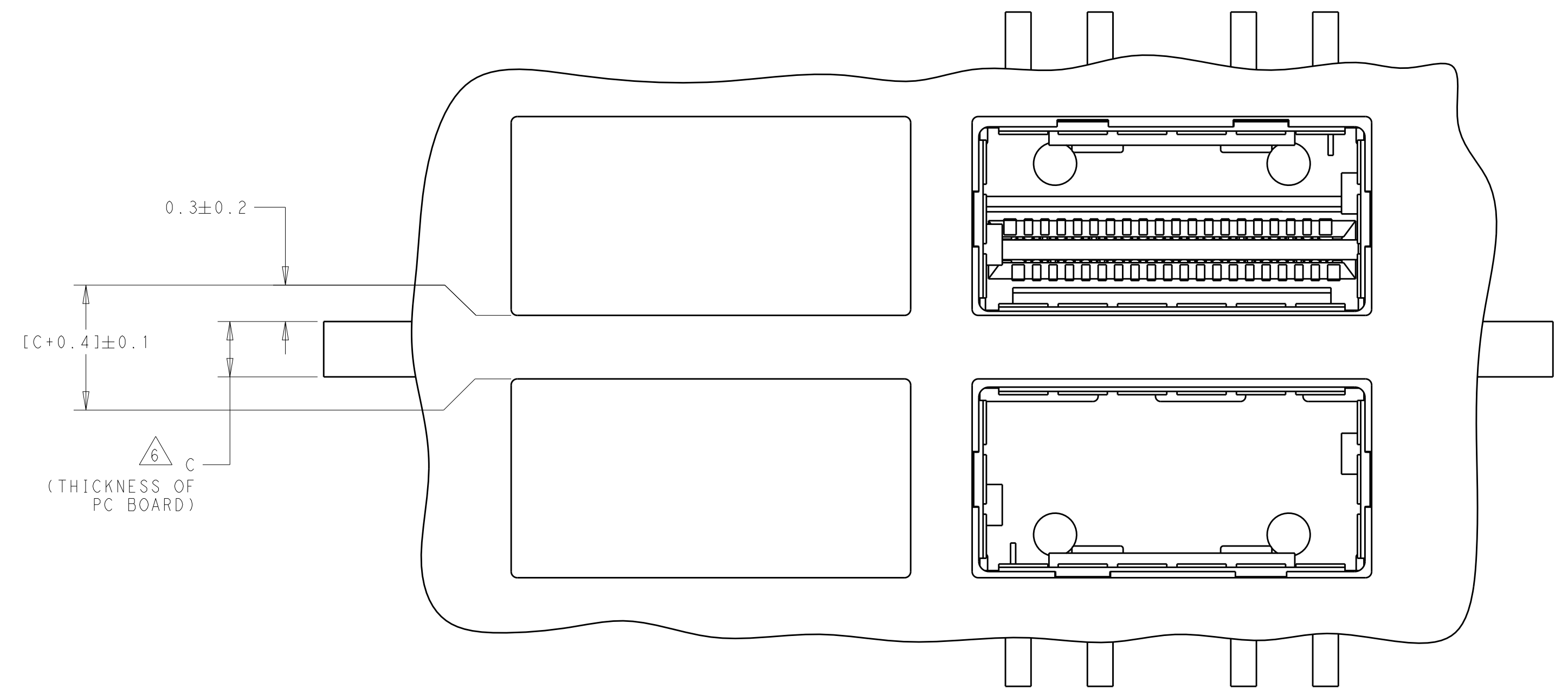
EXPLODED VIEW
 SCALE 8:1

THIS DRAWING IS A CONTROLLED DOCUMENT. DIMENSIONING AND TOLERANCING PER ASME Y14.5M-2009.		DMN E.ZIJLSTRA 08NOV2010 CHK R.VERBEET 08NOV2010 APVD T.D.ROER 08NOV2010	TE Connectivity NAME CAGE ASSEMBLY, BEHIND BEZEL, ZOSFP, WITH HEAT SINK	
DIMENSIONS: mm TOLERANCES UNLESS OTHERWISE SPECIFIED: 0 PLC ±0.13 1 PLC ±0.13 2 PLC ±0.13 3 PLC ±0.13 4 PLC ±0.13 ANGLES ±0.13		PRODUCT SPEC APPLICATION SPEC		
MATERIAL FINISH		WEIGHT	CUSTOMER DRAWING SCALE 5:1 SHEET 2 OF 5 REV A	

LOC	DIST	REVISIONS			
GP	00	REV	DATE	BY	APPV
-	-	SEE SHEET 1	-	-	-



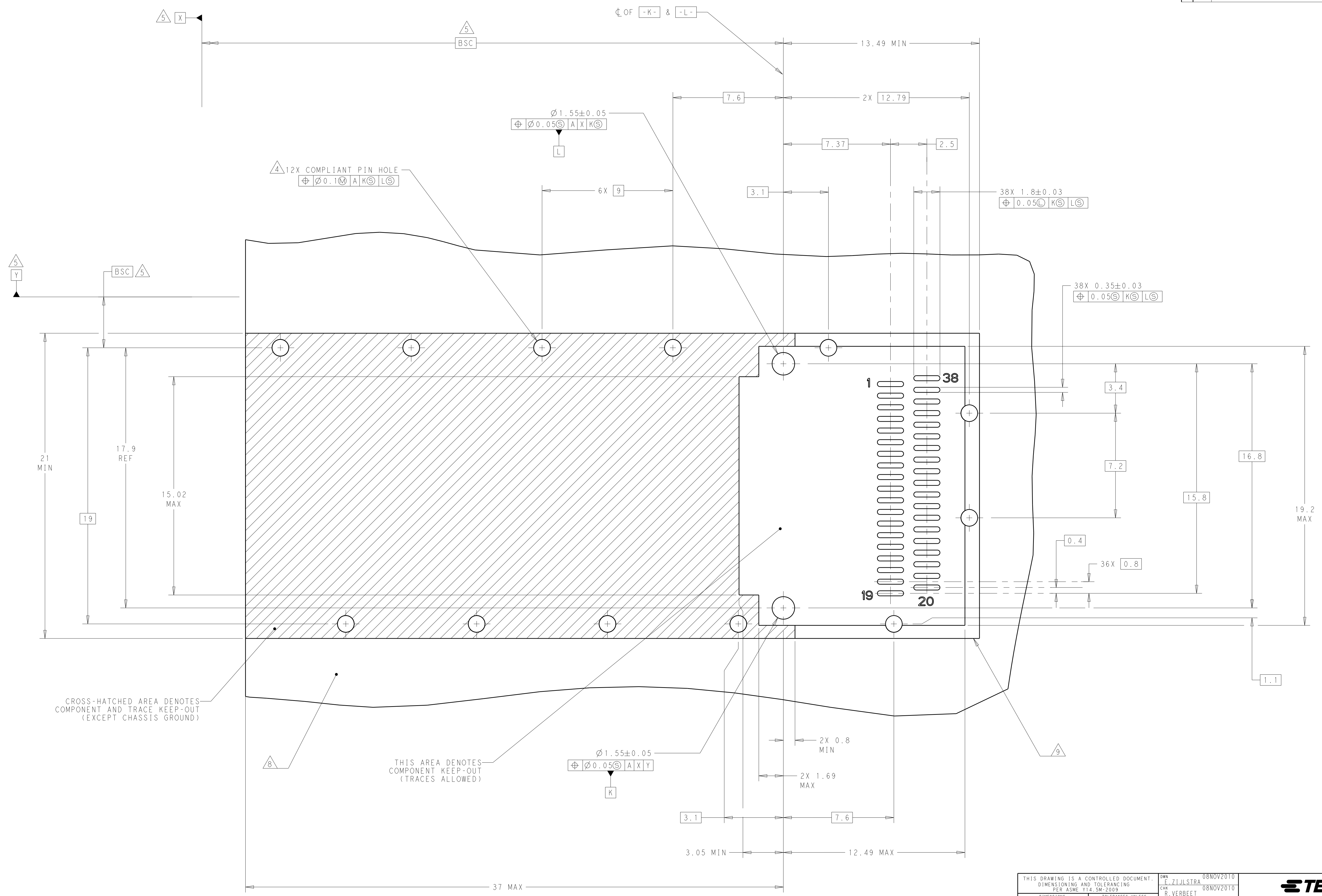
ONE SIDED CONFIGURATION



BELLY TO BELLY CONFIGURATION
 SIMILAR TO ONE SIDED EXCEPT
 WHERE NOTED

THIS DRAWING IS A CONTROLLED DOCUMENT. DIMENSIONING AND TOLERANCING PER ASME Y14.5M-2009		DWN E. ZIJLSTRA 08NOV2010	CHK R. VERBEEF 08NOV2010	APVD T. D. ROER 08NOV2010	NAME CAGE ASSEMBLY, BEHIND BEZEL, ZOSFP, WITH HEAT SINK
DIMENSIONS:	TOLERANCES UNLESS OTHERWISE SPECIFIED:	MATERIAL		FINISH	RESTRICTED TO
mm	0 PLC ±0.13 1 PLC ±0.13 2 PLC ±0.13 3 PLC ±0.13 4 PLC ±0.13 ANGLES ±0.13	A100779		C=1551892	SCALE 5:1 SHEET 3 OF 5 REV A
CUSTOMER DRAWING		SCALE 5:1		SHEET 3 OF 5 REV A	

LOC	DIST	REVISIONS					
GP	00	P	LTH	DESCRIPTION	DATE	DWN	APVD
		-		SEE SHEET 1	-	-	-



CROSS-HATCHED AREA DENOTES COMPONENT AND TRACE KEEP-OUT (EXCEPT CHASSIS GROUND)

THIS AREA DENOTES COMPONENT KEEP-OUT (TRACES ALLOWED)

RECOMMENDED PCB LAYOUT
 SINGLE SIDED CONFIGURATION
 SCALE 8:1

THIS DRAWING IS A CONTROLLED DOCUMENT. DIMENSIONING AND TOLERANCING PER ASME Y14.5M-2009		DWN E. ZIJLSTRA 08NOV2010	CHK R. VERBEET 08NOV2010	APVD T. D. ROER 08NOV2010	NAME CAGE ASSEMBLY, BEHIND BEZEL, ZOSFP, WITH HEAT SINK
DIMENSIONS:	TOLERANCES UNLESS OTHERWISE SPECIFIED:	PRODUCT SPEC		APPLICATION SPEC	
mm	0 PLC ±0.13 1 PLC ±0.13 2 PLC ±0.13 3 PLC ±0.13 4 PLC ±0.13	MATERIAL		FINISH	
MATERIAL		WEIGHT		SCALE 4:1 SHEET 4 OF 5 REV A	
CUSTOMER DRAWING		SIZE CAGE CODE DRAWING NO A100779C=1551892		RESTRICTED TO	

