



Chipsmall Limited consists of a professional team with an average of over 10 year of expertise in the distribution of electronic components. Based in Hongkong, we have already established firm and mutual-benefit business relationships with customers from,Europe,America and south Asia,supplying obsolete and hard-to-find components to meet their specific needs.

With the principle of “Quality Parts,Customers Priority,Honest Operation,and Considerate Service”,our business mainly focus on the distribution of electronic components. Line cards we deal with include Microchip,ALPS,ROHM,Xilinx,Pulse,ON,Everlight and Freescale. Main products comprise IC,Modules,Potentiometer,IC Socket,Relay,Connector.Our parts cover such applications as commercial,industrial, and automotives areas.

We are looking forward to setting up business relationship with you and hope to provide you with the best service and solution. Let us make a better world for our industry!



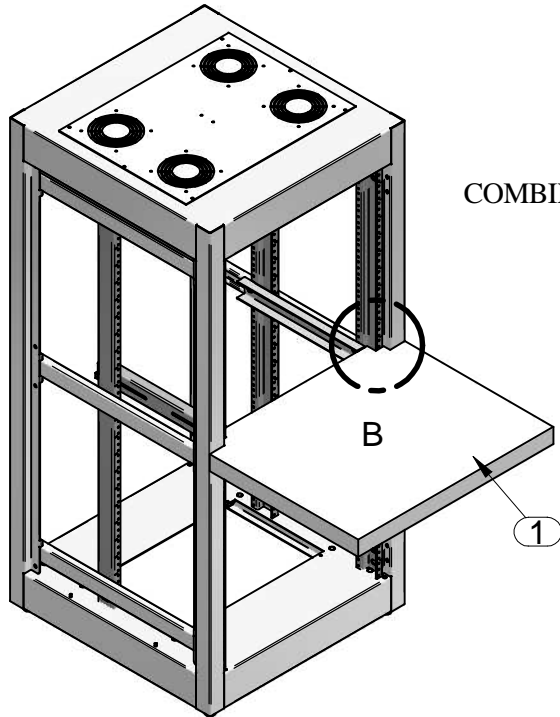
Contact us

Tel: +86-755-8981 8866 Fax: +86-755-8427 6832

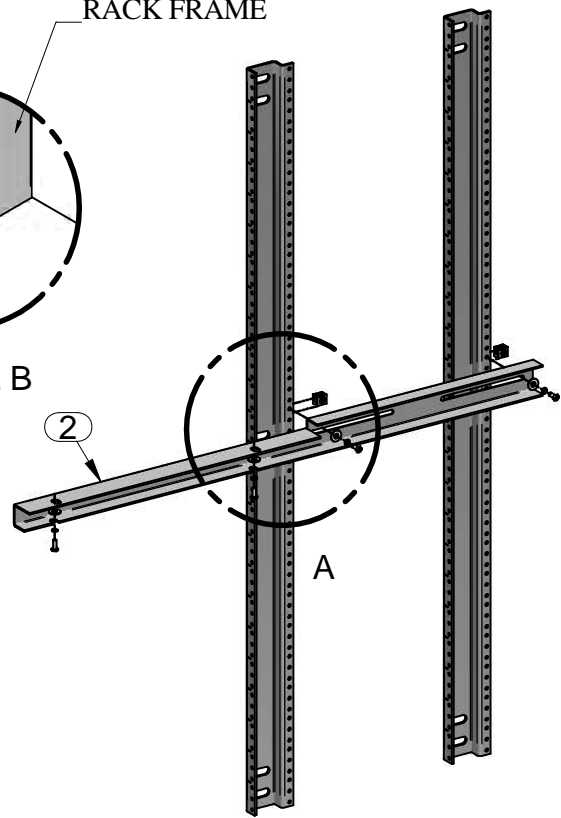
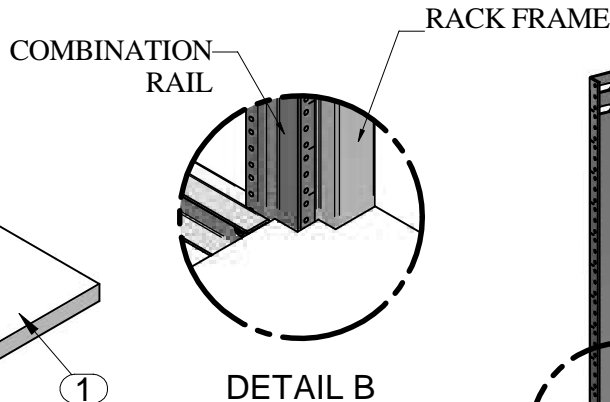
Email & Skype: info@chipsmall.com Web: www.chipsmall.com

Address: A1208, Overseas Decoration Building, #122 Zhenhua RD., Futian, Shenzhen, China

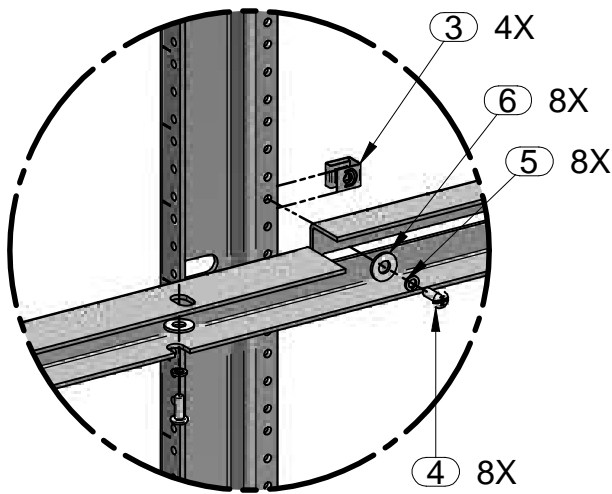




COMPLETE ASSEMBLY



BOLT AND WASHER PLACEMENT



DETAIL A

ASSEMBLY INSTRUCTIONS:

- A) Locate desired desk height on front and rear combination rails. Measure or count to same mounting hole on each rail.
- B) Fasten mounting brackets (item 2) loosely to combination rails using 10-32 screws (item 4) with flat and lock washers (items 6 & 5). Use clip nuts (item 3) if combination rails are punched. (Detail A)
- C) With mounting brackets still loose, assemble desk top (item 1) into place. Securing with 10-32 screws (item 4) with flat and lock washers (items 6 & 5) through brackets into tee-nuts on underside of desk top. (Detail A)
- D) Slide desktop and brackets into place so that desk top fits snugly against enclosure corners and tighten all mounting screws. (Detail B)

PARTS LIST		
ITEM No.	DESCRIPTION	QTY
1	LAMINATED DESK TOP	1
2	MOUNTING BRACKETS (PAIR)	1
3	10-32 CLIP NUTS	4
4	10-32 X 1/2 PANEL SCREWS	8
5	# 10 LOCK WASHERS	8
6	# 10 FLAT WASHERS	8

TOOL BOX



Phillips
Screw Driver



Tape
Measure

