



Chipsmall Limited consists of a professional team with an average of over 10 year of expertise in the distribution of electronic components. Based in Hongkong, we have already established firm and mutual-benefit business relationships with customers from,Europe,America and south Asia,supplying obsolete and hard-to-find components to meet their specific needs.

With the principle of “Quality Parts,Customers Priority,Honest Operation,and Considerate Service”,our business mainly focus on the distribution of electronic components. Line cards we deal with include Microchip,ALPS,ROHM,Xilinx,Pulse,ON,Everlight and Freescale. Main products comprise IC,Modules,Potentiometer,IC Socket,Relay,Connector.Our parts cover such applications as commercial,industrial, and automotives areas.

We are looking forward to setting up business relationship with you and hope to provide you with the best service and solution. Let us make a better world for our industry!



## Contact us

Tel: +86-755-8981 8866 Fax: +86-755-8427 6832

Email & Skype: info@chipsmall.com Web: www.chipsmall.com

Address: A1208, Overseas Decoration Building, #122 Zhenhua RD., Futian, Shenzhen, China



# Contact insert - HC-D 25-I-CT-F - 1584402

Please be informed that the data shown in this PDF Document is generated from our Online Catalog. Please find the complete data in the user's documentation. Our General Terms of Use for Downloads are valid (<http://phoenixcontact.com/download>)



HEAVYCON female insert, D25 series, 25-pos., crimp connection

## Why buy this product

- ✔ Can be used in rail vehicles, satisfy DIN EN 45545-2 with requirement sets R22, R23, and R24 in hazard levels HL1, HL2, and HL3.



## Key Commercial Data

Packing unit	1 STK
GTIN	
GTIN	4046356142663

## Technical data

### General

Note	For HEAVYCON housing type D25, CK1,6-ED crimp contacts (crimp contacts not supplied as standard)
Connection method	Crimp connection
Degree of pollution	3
Overvoltage category	III
Number of positions	25+PE
Insertion/withdrawal cycles	≥ 500
Size	D25
Conductor cross section	0.14 mm <sup>2</sup> ... 2.5 mm <sup>2</sup>
Connection cross section AWG	26 ... 14
Stripping length of the individual wire	8 mm (0.14 ... 1.5 mm <sup>2</sup> ) 6 mm (2.5 mm <sup>2</sup> )
Assembly instructions	- Use of HC-CST (1676857) coding pins and HC-CBU (1676860) coding sockets has been prescribed.
Connection	Connectors may be plugged in only when there is no load/voltage.

# Contact insert - HC-D 25-I-CT-F - 1584402

## Technical data

### Ambient conditions

Ambient temperature (operation)	-40 °C ... 125 °C (including heating up of contacts)
---------------------------------	--

### Material data

Contact material	Copper alloy
Contact surface material	Ag (alternatively Au)
Contact carrier material	PC
Standards/regulations	PC: Fire protection in rail vehicles - requirement sets R22, R23, and R24 acc. to DIN EN 45545-2 (Risk level HL1 - HL3)

### Electrical characteristics

Rated voltage (III/3)	250 V
Rated surge voltage	4 kV
Rated current	10 A

### Standards and Regulations

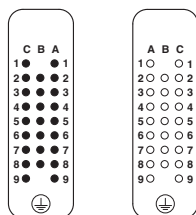
Constructional and testing regulations	DIN VDE 0627/86
	DIN VDE 0110/02.79
	DIN VDE 0110-1/04.97
	IEC 60664-1, DIN IEC 60512
	IEC 60352
Flammability rating according to UL 94	V0

### Environmental Product Compliance

China RoHS	Environmentally friendly use period: unlimited = EFUP-e
	No hazardous substances above threshold values

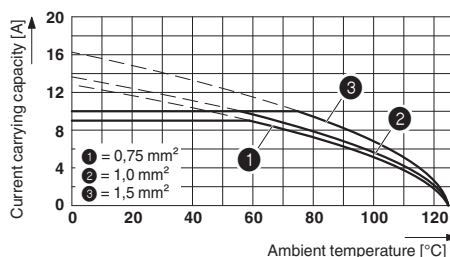
## Drawings

Schematic diagram



Connector pin assignment connection side: Left pin; right socket

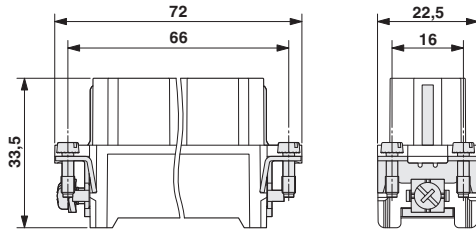
Diagram



Derating diagram: HC-D...C series

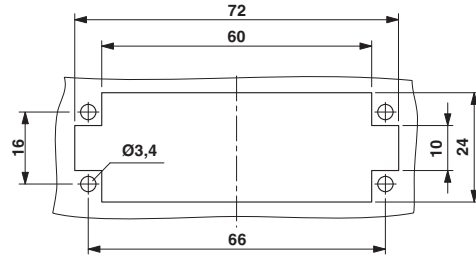
# Contact insert - HC-D 25-I-CT-F - 1584402

Dimensional drawing



Female insert

Dimensional drawing



Mounting cutout when used without housing

## Approvals

### Approvals

Approvals

UL Recognized / CSA / GL / EAC

Ex Approvals

### Approval details

UL Recognized		<a href="http://database.ul.com/cgi-bin/XYV/template/LISEXT/1FRAME/index.htm">http://database.ul.com/cgi-bin/XYV/template/LISEXT/1FRAME/index.htm</a>	FILE E 118976
Nominal voltage UN	600 V		
Nominal current IN	10 A		
mm <sup>2</sup> /AWG/kcmil	14		

CSA		<a href="http://www.csagroup.org/services-industries/product-listing/">http://www.csagroup.org/services-industries/product-listing/</a>	13631
Nominal voltage UN	600 V		
Nominal current IN	8 A		
mm <sup>2</sup> /AWG/kcmil	14		

## Contact insert - HC-D 25-I-CT-F - 1584402

### Approvals

GL		<a href="http://exchange.dnv.com/tari/">http://exchange.dnv.com/tari/</a>	6196614 HH
----	---	---	------------

EAC			RU C- DE.AI30.B.01102
-----	---	--	--------------------------

Phoenix Contact 2018 © - all rights reserved  
<http://www.phoenixcontact.com>

PHOENIX CONTACT GmbH & Co. KG  
Flachsmarktstr. 8  
32825 Blomberg  
Germany  
Tel. +49 5235 300  
Fax +49 5235 3 41200  
<http://www.phoenixcontact.com>