



Chipsmall Limited consists of a professional team with an average of over 10 year of expertise in the distribution of electronic components. Based in Hongkong, we have already established firm and mutual-benefit business relationships with customers from,Europe,America and south Asia,supplying obsolete and hard-to-find components to meet their specific needs.

With the principle of “Quality Parts,Customers Priority,Honest Operation,and Considerate Service”,our business mainly focus on the distribution of electronic components. Line cards we deal with include Microchip,ALPS,ROHM,Xilinx,Pulse,ON,Everlight and Freescale. Main products comprise IC,Modules,Potentiometer,IC Socket,Relay,Connector.Our parts cover such applications as commercial,industrial, and automotives areas.

We are looking forward to setting up business relationship with you and hope to provide you with the best service and solution. Let us make a better world for our industry!



Contact us

Tel: +86-755-8981 8866 Fax: +86-755-8427 6832

Email & Skype: info@chipsmall.com Web: www.chipsmall.com

Address: A1208, Overseas Decoration Building, #122 Zhenhua RD., Futian, Shenzhen, China



DC charging cable - EV-T2M4CC-DC200A-5,0M70ESBK00 - 1621653

Please be informed that the data shown in this PDF Document is generated from our Online Catalog. Please find the complete data in the user's documentation. Our General Terms of Use for Downloads are valid (<http://phoenixcontact.com/download>)



DC charging cable with vehicle connector, open cable end, CCS type 2, Combined Charging System, IEC 62196-3, 200 A / 1000 V (DC), design line Standard, cable: 5 m, black, straight, mating face: black, handle area: gray

Product Description

DC charging cable with Vehicle Connector and open cable end for fast charging of electric vehicles (EV) with direct current (DC) via CCS type 2 Vehicle Inlets, for installation at charging stations for E-Mobility (EVSE)

Why buy this product

- Consistent design of all Phoenix Contact Vehicle Connectors and Infrastructure Plugs
- Silver-plated surface of the power and signal contacts
- Certified in accordance with IATF 16949:2016 and ISO 9001:2015
- Convenient handling, thanks to the ergonomic handle and additional, rubber grip components
- Integrated temperature sensors for monitoring the temperature at the power contacts



Key Commercial Data

Packing unit	1 STK
GTIN	
GTIN	4046356950534

Technical data

Product definition

Product type	DC charging cable with vehicle connector, open cable end
Standards/regulations	IEC 62196-3
Charging standard	CCS type 2
	Combined Charging System
Charging mode	Mode 4

Dimensions

Vehicle connector width	75.00 mm
Vehicle connector height	139.00 mm

DC charging cable - EV-T2M4CC-DC200A-5,0M70ESBK00 - 1621653

Technical data

Dimensions

Vehicle connector depth	267.00 mm
Conductor length	5 m
Stripping length	140 mm ±10 mm

Ambient conditions

Ambient temperature (operation)	-30 °C ... 50 °C
Ambient temperature (storage/transport)	-40 °C ... 80 °C
Max. altitude	5000 m (above sea level)
Degree of protection	IP44 (plugged in)
	IP20 (when not plugged in, the required IP24 degree of protection must be ensured by other means, e.g., by a holder, see accessories)

Electrical properties

Maximum charging power	200 kW
Number of power contacts	3 (PE, DC+, DC-)
Rated current of power contacts	200 A
Rated voltage for power contacts	1000 V DC
Number of signal contacts	2 (CP, PP)
Rated current for signal contacts	2 A
Rated voltage for signal contacts	30 V AC
Type of signal transmission	Pulse width modulation with modulated Powerline communication according to ISO/IEC 15118 / DIN SPEC 70121
Resistor coding	1500 Ω (between PE and PP)
Temperature monitoring	2x Pt 1000

Mechanical properties

Insertion/withdrawal cycles	> 10000
Insertion force	< 100 N
Withdrawal force	< 100 N

Design

Design line	Standard
Housing color	black
Mating face color	black
Color handle area	gray
Label	14.1 mm x 44.8 mm (customer logo on request)

Material

Housing material	Plastic
Material handle area	Soft plastic
Material mating face	Plastic
Flammability rating	V0
Material surface of contacts	Ag

Cable

DC charging cable - EV-T2M4CC-DC200A-5,0M70ESBK00 - 1621653

Technical data

Cable

Cable structure	2 x 70 mm ² + 1 x 35 mm ² + 3 x 2 x 0.75 mm ²
Wiring standards/regulations	prEN 50620 / DIN EN 50620
Wiring class	Class 6
Wiring certifications	VDE-Reg. 8798
External cable diameter	32 mm ±0.2 mm
Type of conductor	straight
Outer sheath, material	HFFR
External sheath, color	black
Minimum bending radius	480 mm (15 x diameter)

Temperature sensors

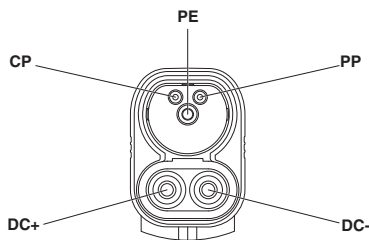
Type of sensor	Pt 1000
Standards/regulations	DIN EN 60751
Recommended measured current	1 mA (1 V at 0°C)
Tolerance at the sensor with the recommended measured current	±1K
Temperature range	-50 °C ... 130 °C
Temperature coefficient (TCR)	3850 ppm/K
Long-term stability (max. R0-Drift)	0.06 % (After 1000 hours at 130°C)
Shutdown temperature	90 °C equivalent to a Pt 1000 value of 1346.5 Ω

Environmental Product Compliance

China RoHS	Environmentally Friendly Use Period = 10;
	For details about hazardous substances go to tab "Downloads", Category "Manufacturer's declaration"

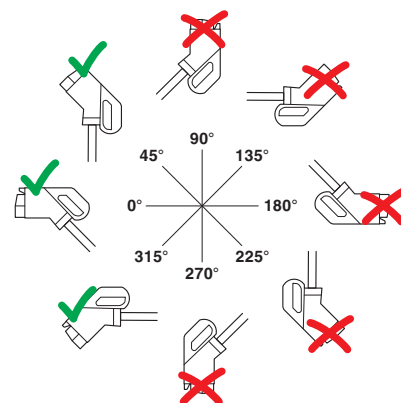
Drawings

Schematic diagram



Pin assignment of the Vehicle Connector

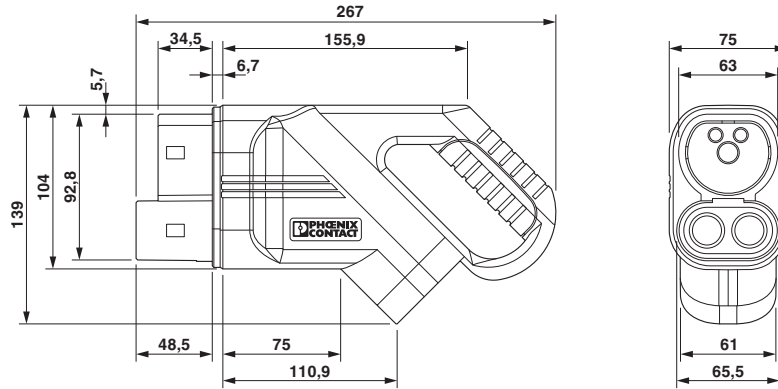
Schematic diagram



The resting position must be installed in the charging station such that the user cannot hang up the vehicle connector upside down (90° to 270°). However, positions rotated upward (45°) or downward (315°) are options for a resting position.

DC charging cable - EV-T2M4CC-DC200A-5,0M70ESBK00 - 1621653

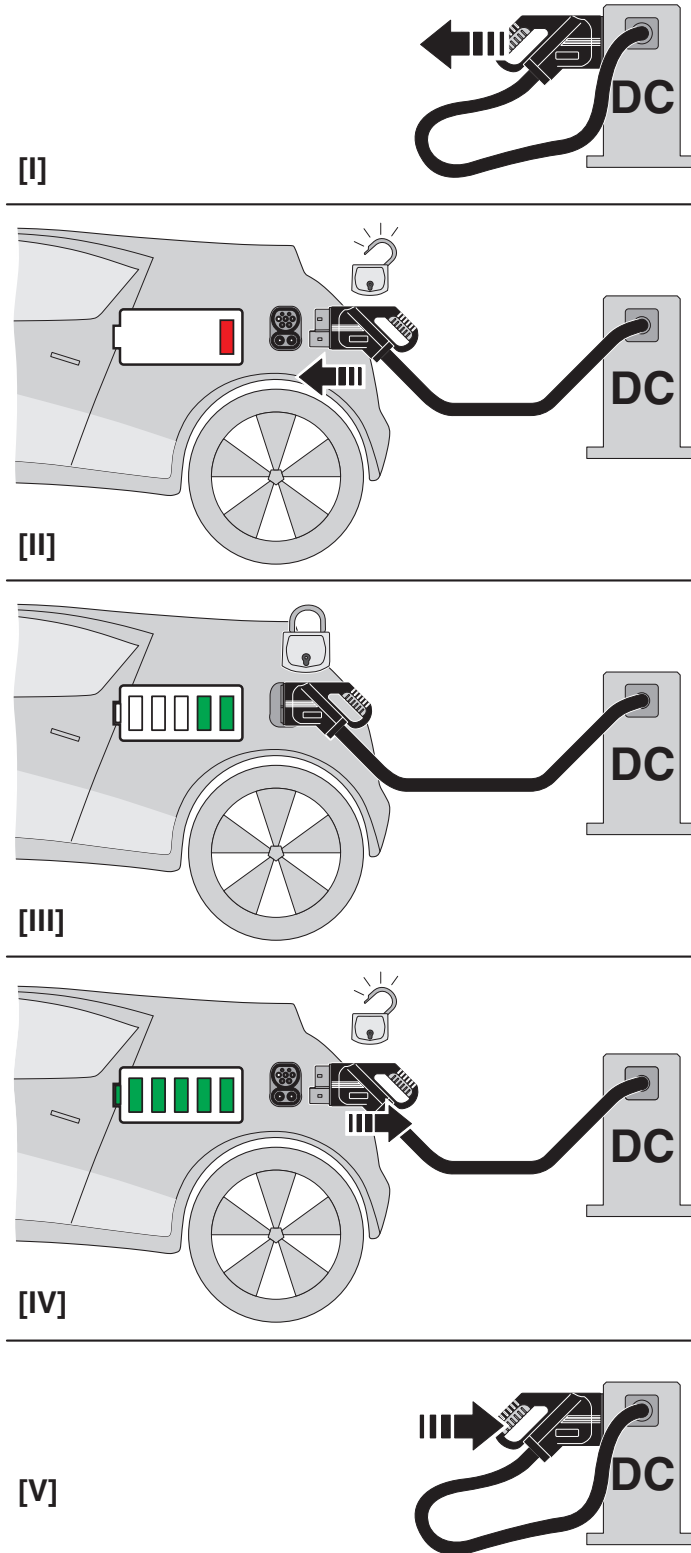
Dimensional drawing



Ensure that the vehicle connector is placed in an appropriate resting position that ensures a minimum protection rating of IP24 in accordance with IEC 61851-1 for the entire time between charging. Use the dimensions of the vehicle connector to create this type of resting position. Detailed specifications can also be found in the download area.


DC charging cable - EV-T2M4CC-DC200A-5,0M70ESBK00 - 1621653

Schematic diagram



DC charging cable - EV-T2M4CC-DC200A-5,0M70ESBK00 - 1621653

Schematic diagram



The Combined Charging System (CCS) principle - standard-compliant charging system for electric vehicles, which supports both conventional AC charging and fast DC charging. Both Vehicle Connectors fit into the CCS Vehicle Inlet.

DC charging cable - EV-T2M4CC-DC200A-5,0M70ESBK00 - 1621653

Approvals


Approvals


Approvals

VDE approval of drawings / IECCE CB Scheme

Ex Approvals

Approval details

VDE approval of drawings		http://www2.vde.com/de/Institut/Online-Service/VDE-gepruefteProdukte/Seiten/Online-Suche.aspx	40040872
Nominal voltage UN		1000 V	
Nominal current IN		200 A	

IECEE CB Scheme		http://www.iecee.org/	DE1-59626
Nominal voltage UN		1000 V	
Nominal current IN		200 A	

Phoenix Contact 2018 © - all rights reserved
<http://www.phoenixcontact.com>

PHOENIX CONTACT GmbH & Co. KG
Flachsmarktstr. 8
32825 Blomberg
Germany
Tel. +49 5235 300
Fax +49 5235 3 41200
<http://www.phoenixcontact.com>