



Chipsmall Limited consists of a professional team with an average of over 10 year of expertise in the distribution of electronic components. Based in Hongkong, we have already established firm and mutual-benefit business relationships with customers from,Europe,America and south Asia,supplying obsolete and hard-to-find components to meet their specific needs.

With the principle of “Quality Parts,Customers Priority,Honest Operation,and Considerate Service”,our business mainly focus on the distribution of electronic components. Line cards we deal with include Microchip,ALPS,ROHM,Xilinx,Pulse,ON,Everlight and Freescale. Main products comprise IC,Modules,Potentiometer,IC Socket,Relay,Connector.Our parts cover such applications as commercial,industrial, and automotives areas.

We are looking forward to setting up business relationship with you and hope to provide you with the best service and solution. Let us make a better world for our industry!



## Contact us

Tel: +86-755-8981 8866 Fax: +86-755-8427 6832

Email & Skype: info@chipsmall.com Web: www.chipsmall.com

Address: A1208, Overseas Decoration Building, #122 Zhenhua RD., Futian, Shenzhen, China



## DC charging cable - EV-GBM4C-DC125A-3,5M50ESBK00 - 1627317

Please be informed that the data shown in this PDF Document is generated from our Online Catalog. Please find the complete data in the user's documentation. Our General Terms of Use for Downloads are valid (<http://phoenixcontact.com/download>)



DC charging cable with Vehicle Connector, open cable end, with protective cap, GB/T, GB/T 20234.3-2015, 125 A / 750 V (DC), design line Standard, cable: 3.5 m, black, straight, Special cable stripping (0.5 m), mating face: gray, handle area: gray

### Product Description


DC charging cable with Vehicle Connector and open cable end for fast charging of electric vehicles (EV) with direct current (DC) via GB/T Vehicle Inlets, for installation at charging stations for E-Mobility (EVSE)

### Why buy this product

- ✓ Consistent design of all Phoenix Contact Vehicle Connectors and Infrastructure Plugs
- ✓ Silver-plated surface of the power and signal contacts
- ✓ Certified in accordance with IATF 16949:2016 and ISO 9001:2015
- ✓ Material data available in the IMDS (International Material Data System of the automotive industry)
- ✓ Convenient handling, thanks to the ergonomic handle and additional, rubber grip components
- ✓ Integrated temperature sensors for monitoring the temperature at the power contacts
- ✓ Integrated interlock during charging



### Key Commercial Data

Packing unit	1 STK
GTIN	 4 055626 301471
GTIN	4055626301471

### Technical data

#### Product definition

Product type	DC charging cable with Vehicle Connector, open cable end, with protective cap
Standards/regulations	GB/T 20234.3-2015
Charging standard	GB/T
Charging mode	Mode 4
Note	Special cable stripping (0.5 m)

### Dimensions

# DC charging cable - EV-GBM4C-DC125A-3,5M50ESBK00 - 1627317

## Technical data

### Dimensions

Vehicle connector width	77.00 mm
Vehicle connector height	129.10 mm
Vehicle connector depth	260.40 mm
Conductor length	3.5 m
Stripping length	500 mm ±20 mm

### Ambient conditions

Ambient temperature (operation)	-30 °C ... 50 °C
Ambient temperature (storage/transport)	-40 °C ... 80 °C
Max. altitude	5000 m (above sea level)
Degree of protection	IP55 (plugged in)
	IP54 (Protective cap)

### Electrical properties

Maximum charging power	93.75 kW
Number of power contacts	3 (PE, DC+, DC-)
Rated current of power contacts	125 A
Rated voltage for power contacts	750 V DC
Number of signal contacts	6 (S+, S-, A+, A-, CC1, CC2)
Type of signal transmission	CAN according to IEC 61851-24 Annex B
Resistor coding	1000 Ω (between PE and CC1 / PE and CC2)
Temperature monitoring	2x Pt 1000

### Mechanical properties

Insertion/withdrawal cycles	> 10000
Insertion force	< 100 N
Withdrawal force	< 100 N

### Design

Design line	Standard
Housing color	black
Mating face color	gray
Color handle area	gray
Actuating element color	gray
Color protective cap	black
Label	14.1 mm x 44.8 mm (customer logo on request)

### Material

Housing material	Plastic
Material handle area	Soft plastic
Actuating lever material	Metal
Material protective cap	Plastic
Material mating face	Plastic

# DC charging cable - EV-GBM4C-DC125A-3,5M50ESBK00 - 1627317

## Technical data

### Material

Flammability rating	V0
Material surface of contacts	Ag

### Cable

Cable structure	2 x 50 mm <sup>2</sup> + 1 x 16 mm <sup>2</sup> + 2 x 2.5 mm <sup>2</sup> + 9 x 0.5 mm <sup>2</sup>
Wiring class	Class 6
External cable diameter	28 mm ±0.2 mm
Type of conductor	straight
Outer sheath, material	PUR
External sheath, color	black
Minimum bending radius	420 mm (15 x diameter)

### Locking

Locking type	Locking option for actuating lever with actuators integrated in the Vehicle Connector
Locking voltage	13.2 V

### Temperature sensors

Type of sensor	Pt 1000
Standards/regulations	DIN EN 60751
Recommended measured current	1 mA (1 V at 0°C)
Tolerance at the sensor with the recommended measured current	±1K
Temperature range	-50 °C ... 130 °C
Temperature coefficient (TCR)	3850 ppm/K
Long-term stability (max. R0-Drift)	0.06 % (After 1000 hours at 130°C)
Shutdown temperature	90 °C equivalent to a Pt 1000 value of 1346.5 Ω

### Environmental Product Compliance

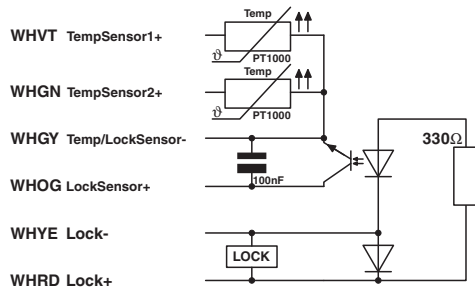
China RoHS	Environmentally Friendly Use Period = 10;
	For details about hazardous substances go to tab "Downloads", Category "Manufacturer's declaration"

## Drawings

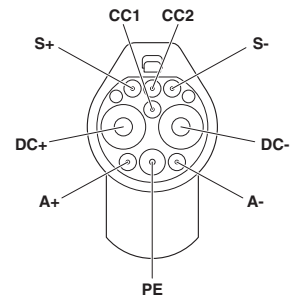


# DC charging cable - EV-GBM4C-DC125A-3,5M50ESBK00 - 1627317

Block diagram



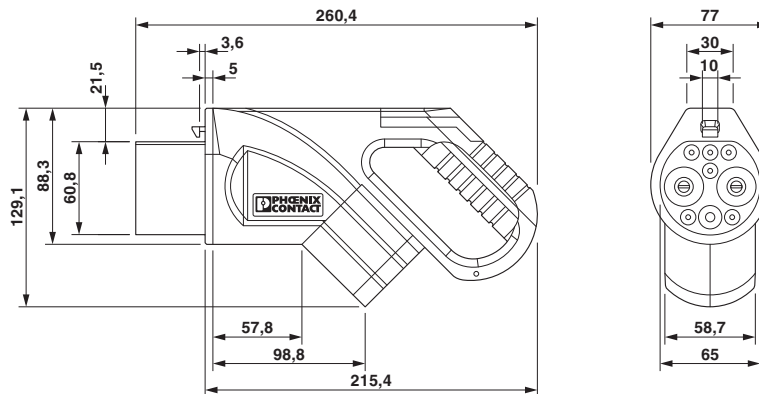
Schematic diagram



Pin assignment of the Vehicle Connector

Block diagram GB/T DC

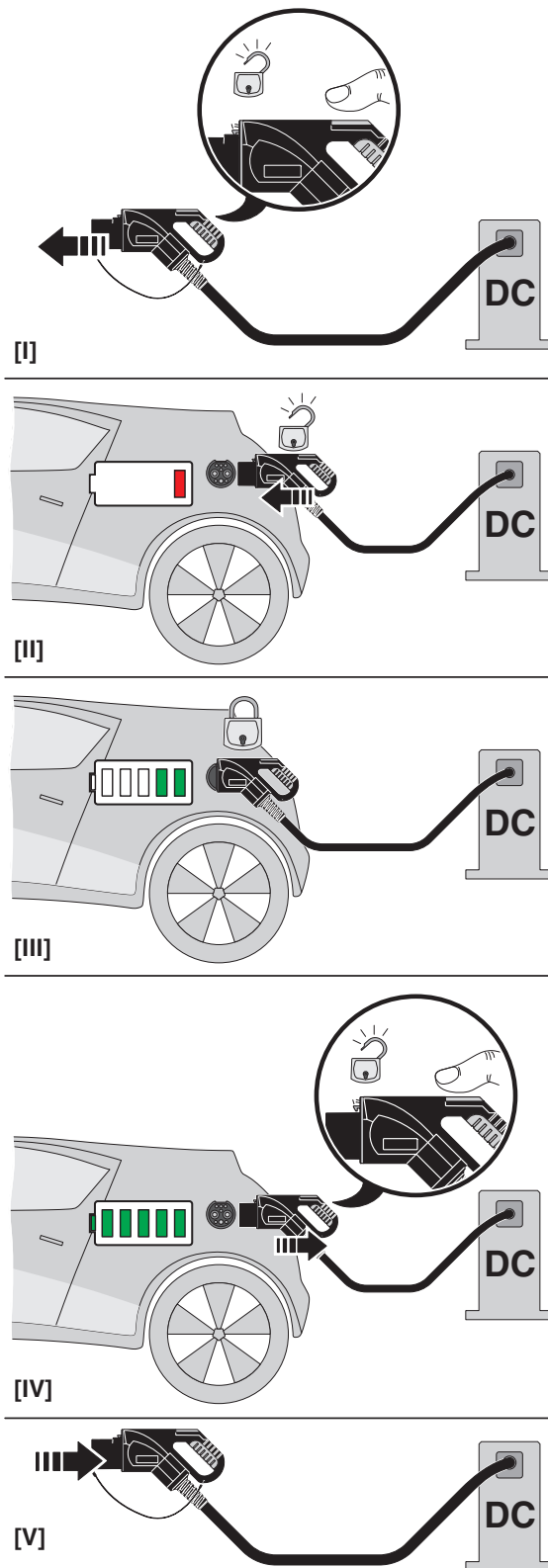
Dimensional drawing



Ensure that the vehicle connector is placed in an appropriate resting position that ensures a minimum protection rating of IP24 in accordance with IEC 61851-1 for the entire time between charging. Use the dimensions of the vehicle connector to create this type of resting position. Detailed specifications can also be found in the download area.

# DC charging cable - EV-GBM4C-DC125A-3,5M50ESBK00 - 1627317

Schematic diagram



---

Phoenix Contact 2018 © - all rights reserved  
<http://www.phoenixcontact.com>

PHOENIX CONTACT GmbH & Co. KG  
Flachsmarktstr. 8  
32825 Blomberg  
Germany  
Tel. +49 5235 300  
Fax +49 5235 3 41200  
<http://www.phoenixcontact.com>