



Chipsmall Limited consists of a professional team with an average of over 10 year of expertise in the distribution of electronic components. Based in Hongkong, we have already established firm and mutual-benefit business relationships with customers from,Europe,America and south Asia,supplying obsolete and hard-to-find components to meet their specific needs.

With the principle of “Quality Parts,Customers Priority,Honest Operation,and Considerate Service”,our business mainly focus on the distribution of electronic components. Line cards we deal with include Microchip,ALPS,ROHM,Xilinx,Pulse,ON,Everlight and Freescale. Main products comprise IC,Modules,Potentiometer,IC Socket,Relay,Connector.Our parts cover such applications as commercial,industrial, and automotives areas.

We are looking forward to setting up business relationship with you and hope to provide you with the best service and solution. Let us make a better world for our industry!



## Contact us

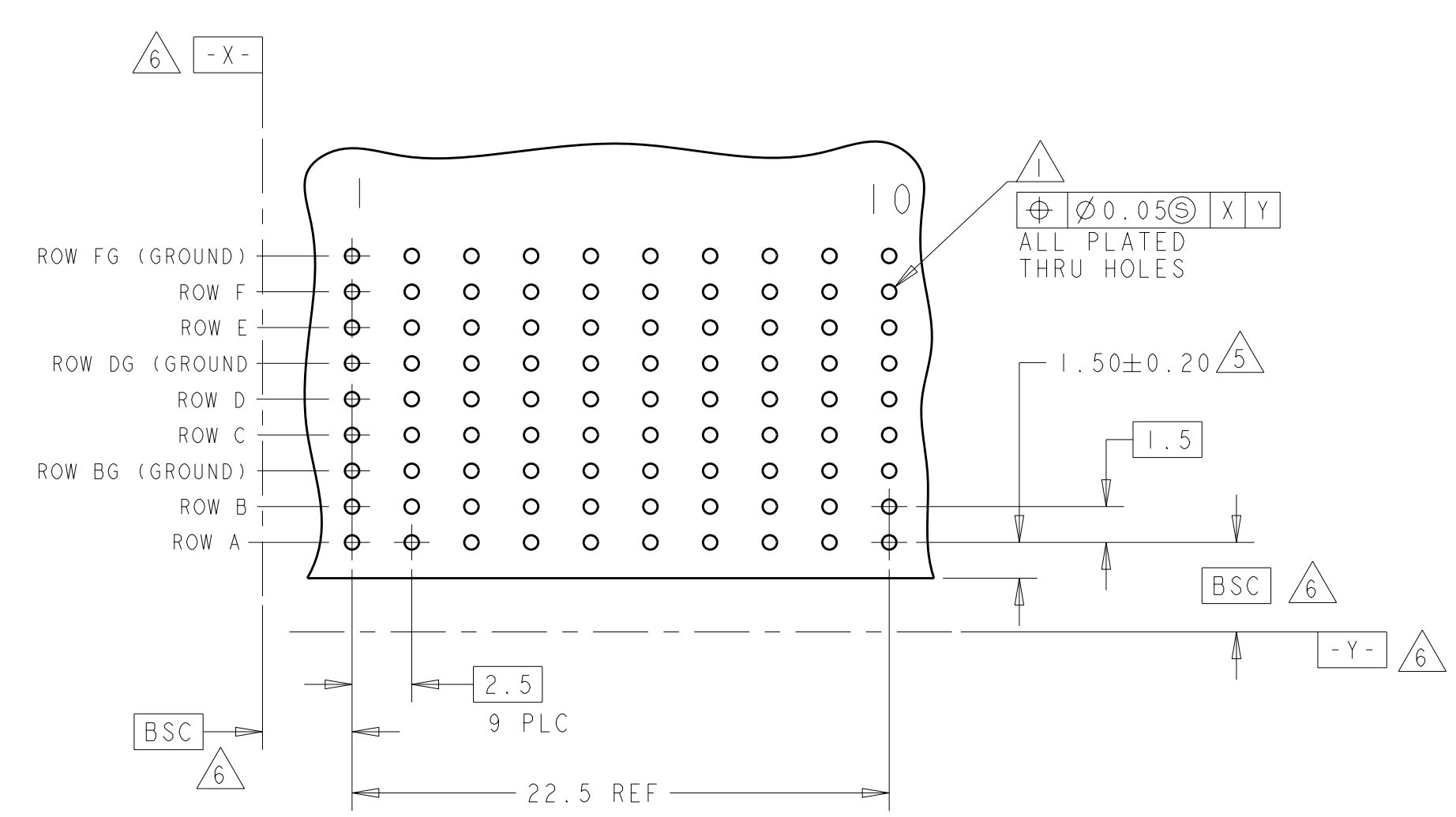

Tel: +86-755-8981 8866 Fax: +86-755-8427 6832

Email & Skype: info@chipsmall.com Web: www.chipsmall.com

Address: A1208, Overseas Decoration Building, #122 Zhenhua RD., Futian, Shenzhen, China

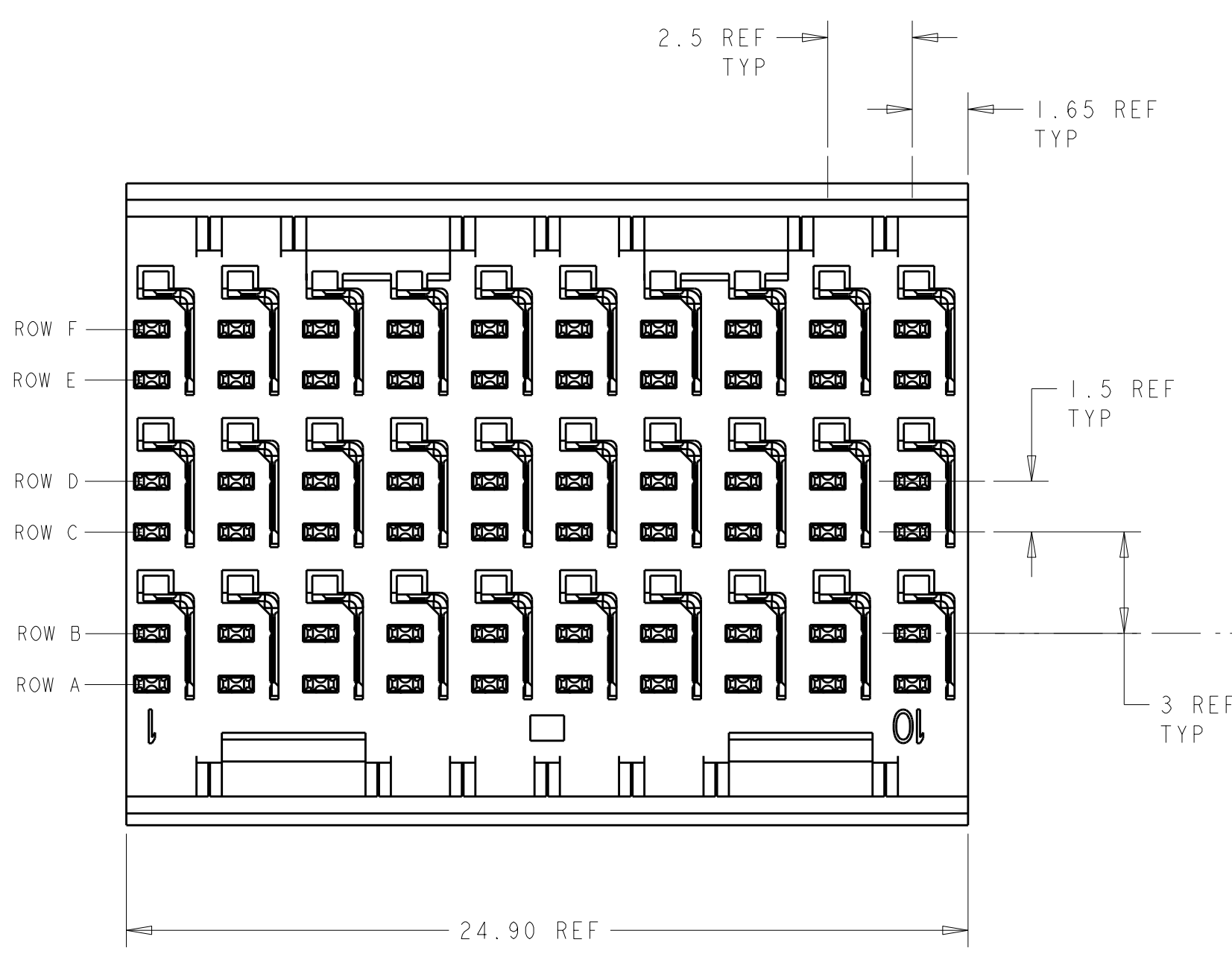


REVISONS		DATE	DWN	APVD
0	DRAWN	24NOV2010	DH	NL
01	REVISED PER ECO-11-007532	11APR2011	DH	JE

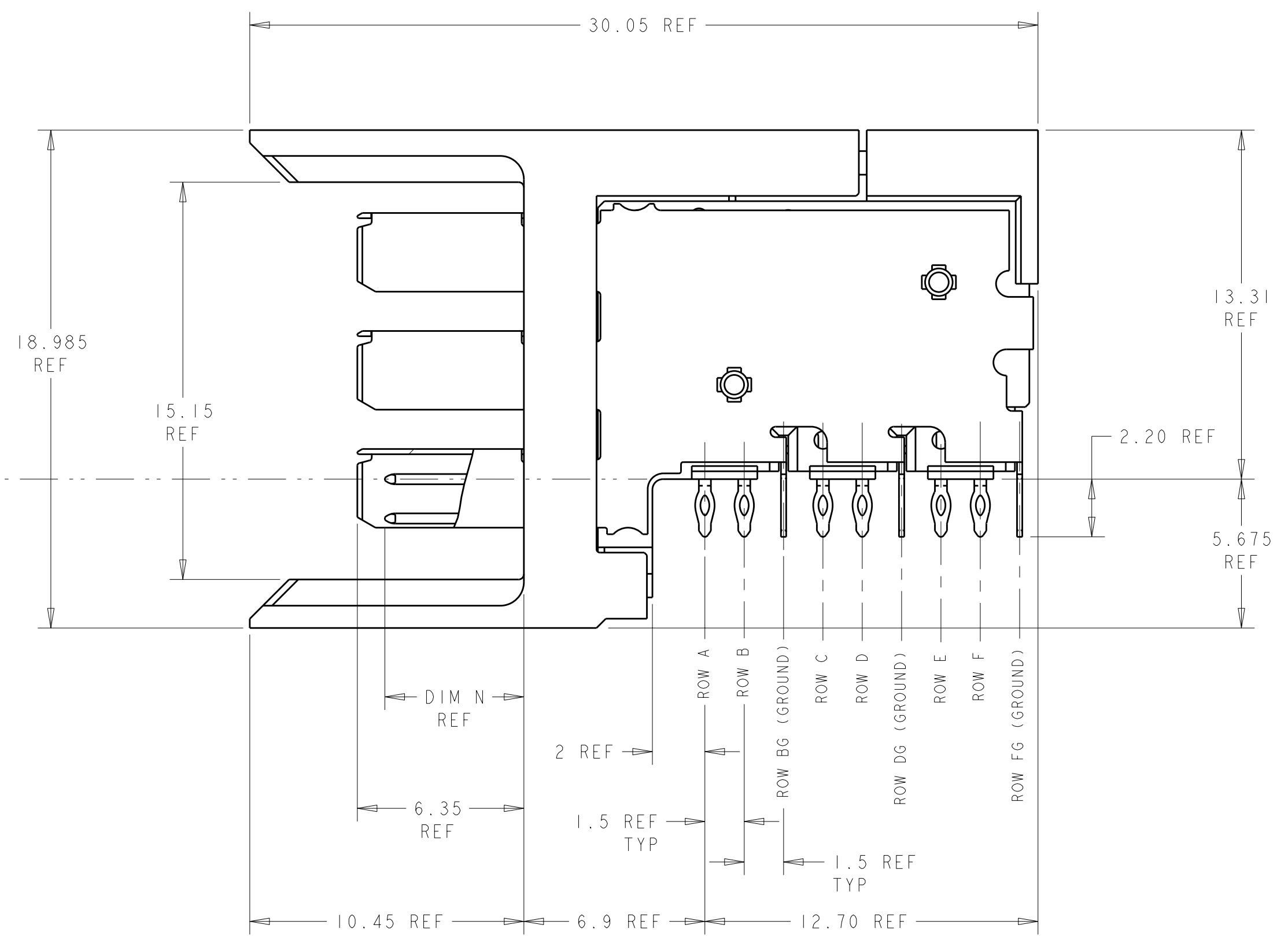


RECOMMENDED PC BOARD LAYOUT  
 COMPONENT SIDE SHOWN  
 SCALE 4:1

- 1 REFERENCE APPLICATION SPEC 114-13059 FOR RECOMMENDED PLATED THRU HOLE DIAMETER AND PLATING THICKNESSES.
- 2 MATERIAL:  
 CONTACT & SHIELD - PHOSPHOR BRONZE  
 HOUSING & CHICKLET - GLASS FILLED POLYESTER
- 3 FINISH:  
 CONTACT & SHIELD - 0.76µm MIN GOLD OVER  
 1.27µm MIN NICKEL IN MATING AREA, 0.5µm MIN TIN  
 OVER 1.27µm MIN NICKEL IN COMPLIANT PIN AREA.
- 4 CONNECTOR MARKED WITH PART NUMBER AND DATE CODE IN APPROXIMATE AREA SHOWN
- 5 DIMENSION APPLIES TO CENTERLINE OF THRU HOLE
- 6 DATUMS AND BASIC DIMENSIONS ESTABLISHED BY CUSTOMER
7. CONTACT AREA LUBRICATED WITH BELLCORE APPROVED LUBRICANT.  
 TECHNICAL REFERENCE: GR-1217-CORE, ISSUE 1, NOVEMBER 1995



TOP SURFACE OF DAUGHTER CARD



CONTACT LAYOUT  
 A = 4.50mm (DIM N)  
 B = 5.30mm (DIM N)  
 G = GROUND

ROWS	COLUMNS									
	1	2	3	4	5	6	7	8	9	10
FG	G	G	G	G	G	G	G	G	G	G
F	B	B	B	B	B	B	B	B	B	B
E	B	B	B	B	B	B	B	B	B	B
DG	G	G	G	G	G	G	G	G	G	G
D	B	B	B	B	B	B	B	B	B	B
C	A	B	B	B	B	B	B	B	B	B
BG	G	G	G	G	G	G	G	G	G	G
B	B	B	B	B	B	B	B	B	B	B
A	B	B	B	B	B	B	B	B	B	B

1645595-1  
 PART NUMBER

THIS DRAWING IS A CONTROLLED DOCUMENT.

DWN: D. HUMBERT 24NOV2010  
 CHK: N. LEHMAN 24NOV2010  
 APVD: -

TE Connectivity

NAME: HEADER ASSEMBLY, SELECTIVELY LOADED, RIGHT ANGLE, 3 PAIR, HMZd

PRODUCT SPEC: -  
 APPLICATION SPEC: -  
 MATERIAL: -  
 FINISH: -

SIZE: A100779  
 CAGE CODE: C=1645595  
 DRAWING NO: -  
 RESTRICTED TO: -

CUSTOMER DRAWING  
 SCALE: 6:1  
 SHEET: 1 OF 1  
 REV: 01