



Chipsmall Limited consists of a professional team with an average of over 10 year of expertise in the distribution of electronic components. Based in Hongkong, we have already established firm and mutual-benefit business relationships with customers from,Europe,America and south Asia,supplying obsolete and hard-to-find components to meet their specific needs.

With the principle of “Quality Parts,Customers Priority,Honest Operation,and Considerate Service”,our business mainly focus on the distribution of electronic components. Line cards we deal with include Microchip,ALPS,ROHM,Xilinx,Pulse,ON,Everlight and Freescale. Main products comprise IC,Modules,Potentiometer,IC Socket,Relay,Connector.Our parts cover such applications as commercial,industrial, and automotives areas.

We are looking forward to setting up business relationship with you and hope to provide you with the best service and solution. Let us make a better world for our industry!



Contact us

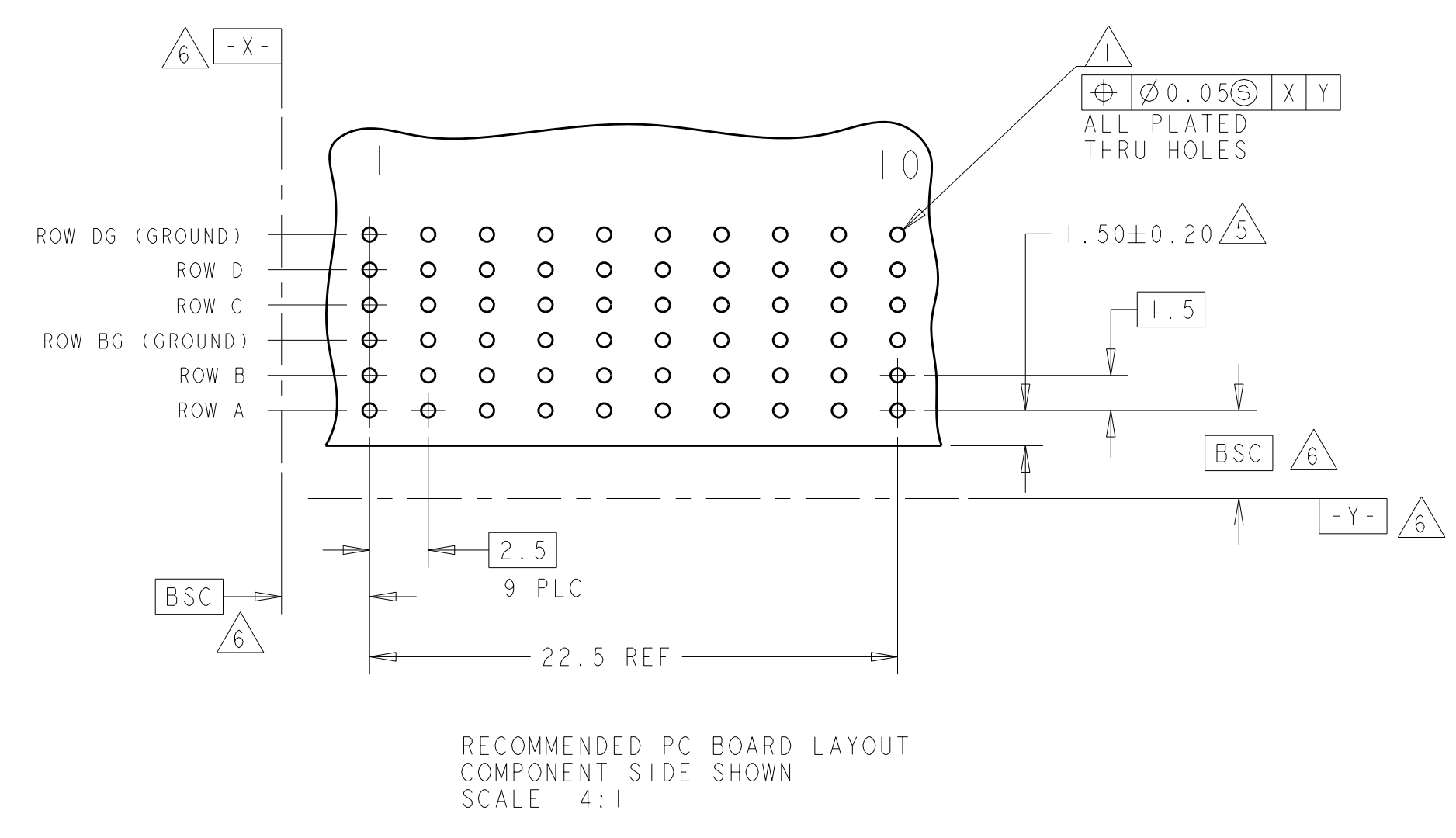
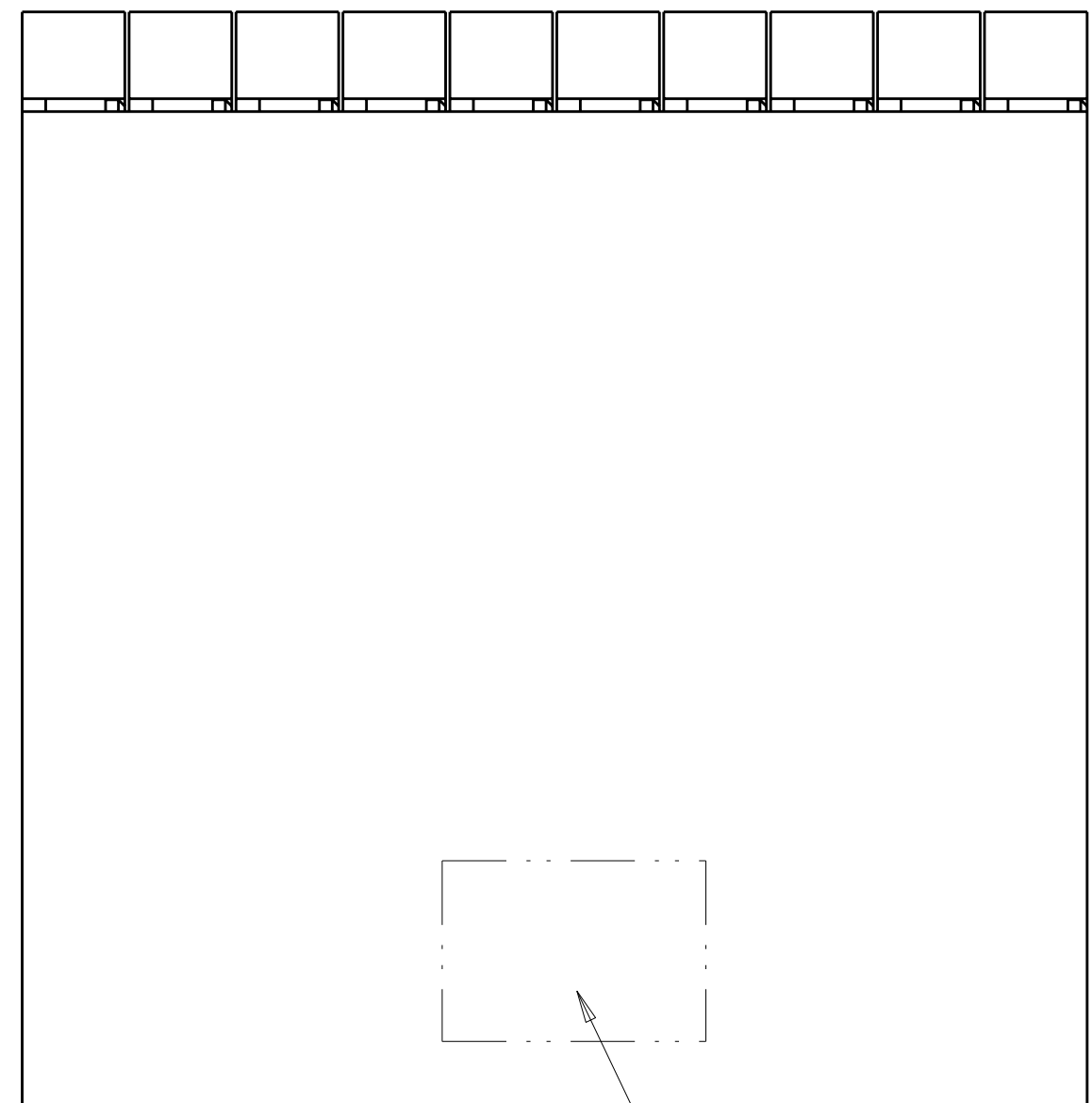
Tel: +86-755-8981 8866 Fax: +86-755-8427 6832

Email & Skype: info@chipsmall.com Web: www.chipsmall.com

Address: A1208, Overseas Decoration Building, #122 Zhenhua RD., Futian, Shenzhen, China

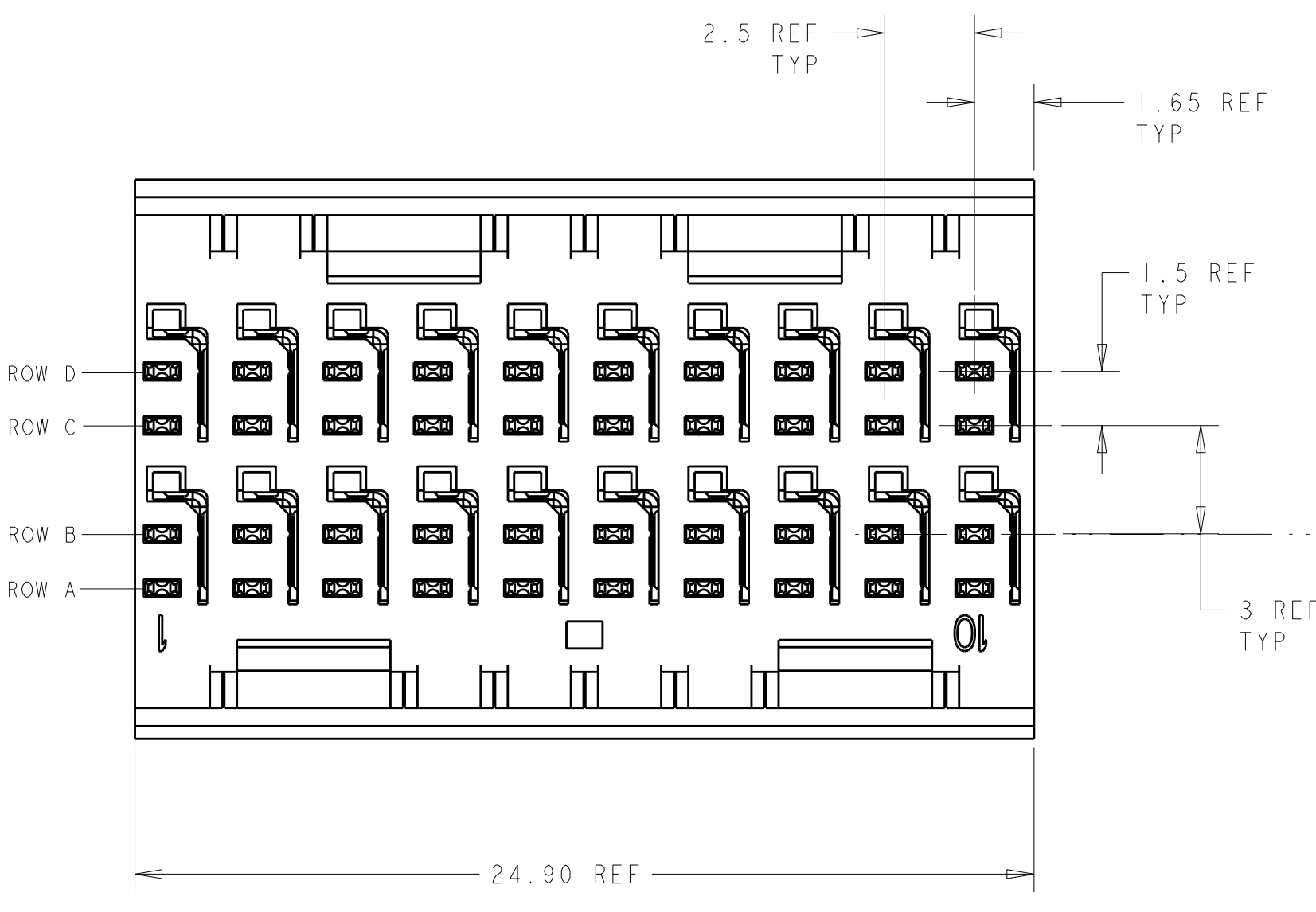


LOC	DIST	REV	DATE	BY	APPD
AD	00	0	24NOV2010	DH	NL
		01	11APR2011	DH	JE

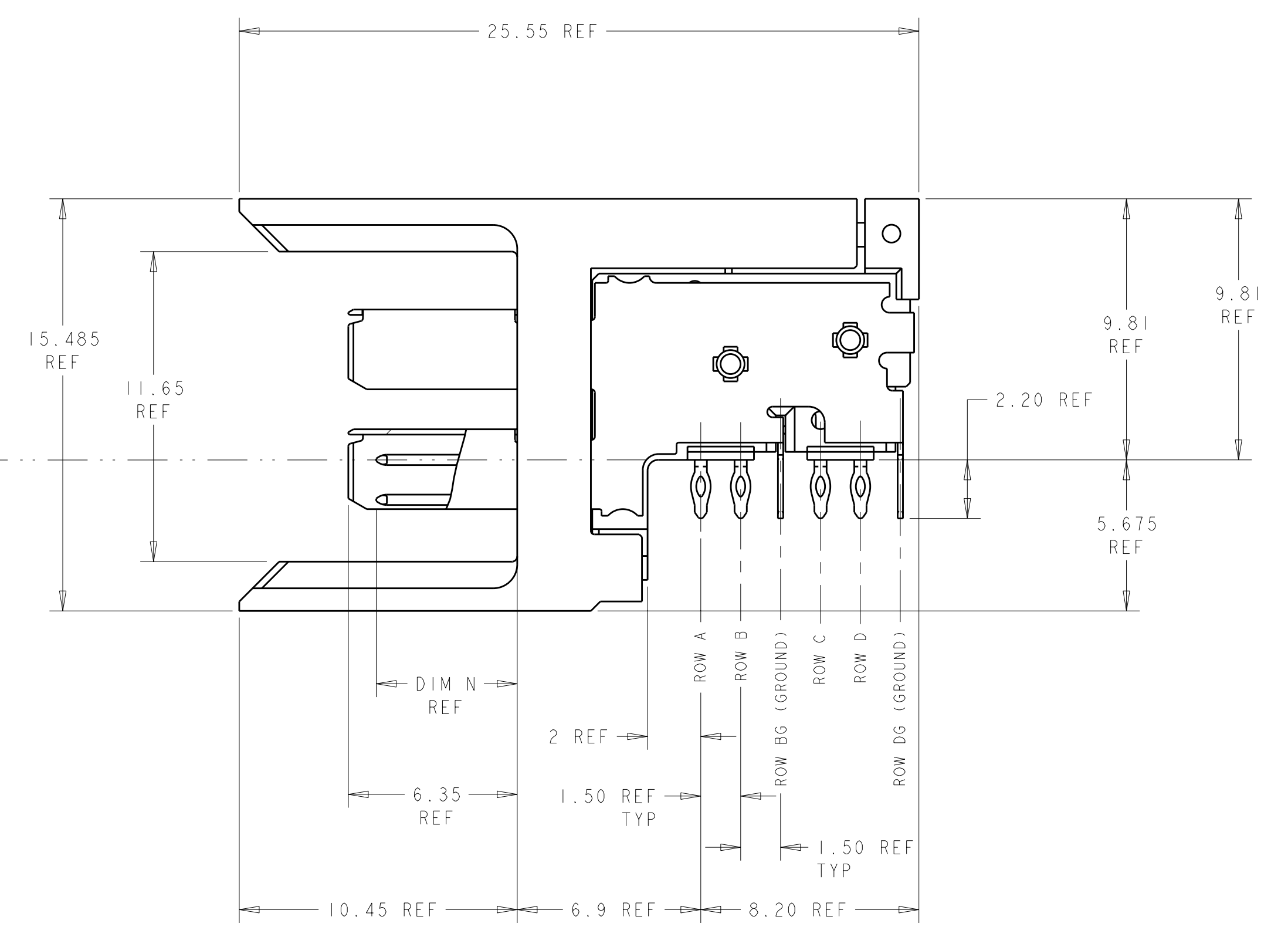


- 1. REFERENCE APPLICATION SPEC 114-13059 FOR RECOMMENDED PLATED THRU HOLE DIAMETER AND PLATING THICKNESSES.
- 2. MATERIAL:
CONTACT & SHIELD - PHOSPHOR BRONZE
HOUSING & CHICKLET - GLASS FILLED POLYESTER
- 3. FINISH:
CONTACT & SHIELD - 0.76µm MIN GOLD OVER
1.27µm MIN NICKEL IN MATING AREA, 0.5µm MIN TIN
OVER 1.27µm MIN NICKEL IN COMPLIANT PIN AREA.
- 4. CONNECTOR MARKED WITH PART NUMBER AND DATE CODE IN APPROXIMATE AREA SHOWN
- 5. DIMENSION APPLIES TO CENTERLINE OF THRU HOLE
- 6. DATUMS AND BASIC DIMENSIONS ESTABLISHED BY CUSTOMER
- 7. CONTACT AREA LUBRICATED WITH BELLCORE APPROVED LUBRICANT. TECHNICAL REFERENCE: GR-1217-CORE, ISSUE 1, NOVEMBER 1995

RECOMMENDED PC BOARD LAYOUT
 COMPONENT SIDE SHOWN
 SCALE 4:1



TOP SURFACE OF DAUGHTER CARD



		CONTACT LAYOUT												
		A = 4.50mm (DIM N)												
		B = 5.30mm (DIM N)												
		G = GROUND												
ROWS		COLUMNS												
		1	2	3	4	5	6	7	8	9	10			
DG	G	G	G	G	G	G	G	G	G	G	G	G	G	G
D	B	B	B	B	B	B	B	B	B	B	B	B	B	B
C	A	B	B	B	B	B	B	B	B	B	B	B	B	B
BG	G	G	G	G	G	G	G	G	G	G	G	G	G	G
B	B	B	B	B	B	B	B	B	B	B	B	B	B	B
A	B	B	B	B	B	B	B	B	B	B	B	B	B	B

1645596-1
 PART NUMBER

THIS DRAWING IS A CONTROLLED DOCUMENT.		DWN D. HUMBERT 24NOV2010	NAME STE
DIMENSIONS: mm		CHK N. LEHMAN 24NOV2010	TE Connectivity
TOLERANCES UNLESS OTHERWISE SPECIFIED: 9 PLC ± 5 PLC ± 4 PLC ± ANGLES ±		APVD N. LEHMAN 29NOV2010	PRODUCT SPEC APPLICATION SPEC
MATERIAL		WEIGHT	RESTRICTED TO
FINISH		CUSTOMER DRAWING	SIZE A1100779
		SCALE 6:1	SHEET 1 OF 1
		REV 01	DRAWING NO C=1645596