Chipsmall Limited consists of a professional team with an average of over 10 year of expertise in the distribution of electronic components. Based in Hongkong, we have already established firm and mutual-benefit business relationships with customers from,Europe,America and south Asia,supplying obsolete and hard-to-find components to meet their specific needs.

With the principle of “Quality Parts,Customers Priority,Honest Operation,and Considerate Service”,our business mainly focus on the distribution of electronic components. Line cards we deal with include Microchip,ALPS,ROHM,Xilinx,Pulse,ON,Everlight and Freescale. Main products comprise IC,Modules,Potentiometer,IC Socket,Relay,Connector.Our parts cover such applications as commercial,industrial, and automotives areas.

We are looking forward to setting up business relationship with you and hope to provide you with the best service and solution. Let us make a better world for our industry!

Contact us

Tel: +86-755-8981 8866 Fax: +86-755-8427 6832
Email & Skype: info@chipsmall.com Web: www.chipsmall.com
Address: A1208, Overseas Decoration Building, #122 Zhenhua RD., Futian, Shenzhen, China

THIS DRAWING IS UNPUBLISHED. RELEASED FOR PUBLICATION – –, .
© COPYRIGHT – By – ALL RIGHTS RESERVED.

LOC	DIST
H	—

REVISIONS

P	LTR	DESCRIPTION	DATE	DWN	APVD
	F1	REVISED PER ECO–11–005294	02APR11	RK	HMR

NOTES:

1. MATERIAL : – HOUSING : POLYESTER G.F.
   COLOUR : GREY.
   – CONTACTS : PHOSPHORBRONZE.
2. FINISH : –1 AT CONTACT AREA 1,25µm AU OVER 1,25µm NI.
   AT POST AREA 2,5µm Sn OVER 1,25µm NI.
   –4 SAME AS –1 ONLY 0,8µm AU.
   –7 SAME AS –1 ONLY 2,0µm AU.
   –8 SAME AS –1 ONLY 0,4µm AU.
3. SOLDERPOSTS SUITABLE FOR 0,80±0,05 OR 1,0±0,1 NOM DIA HOLES.

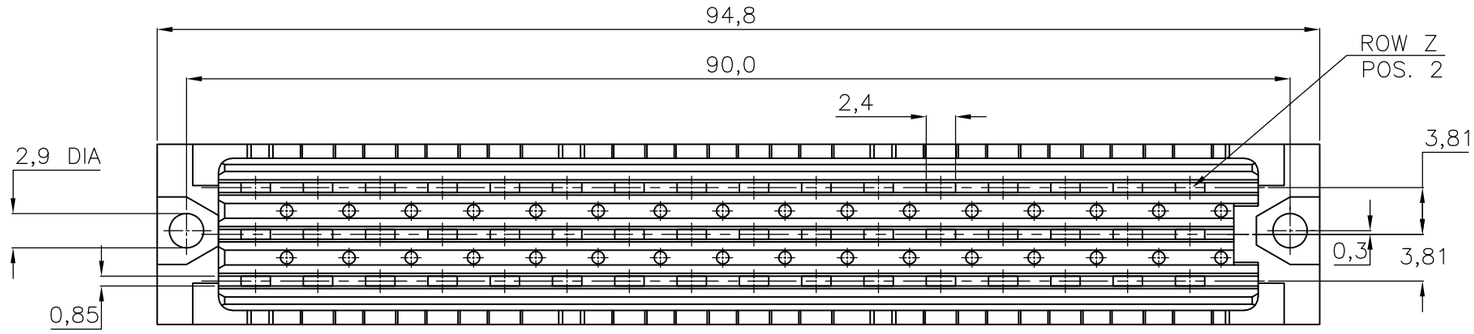

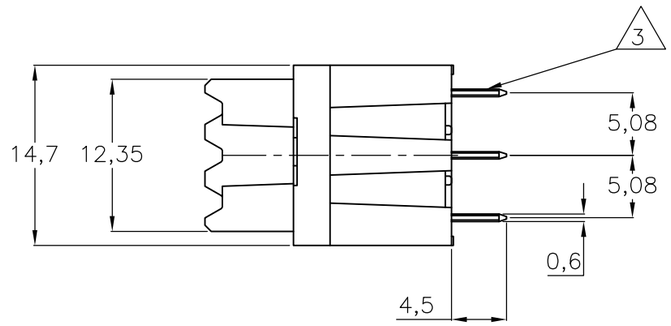

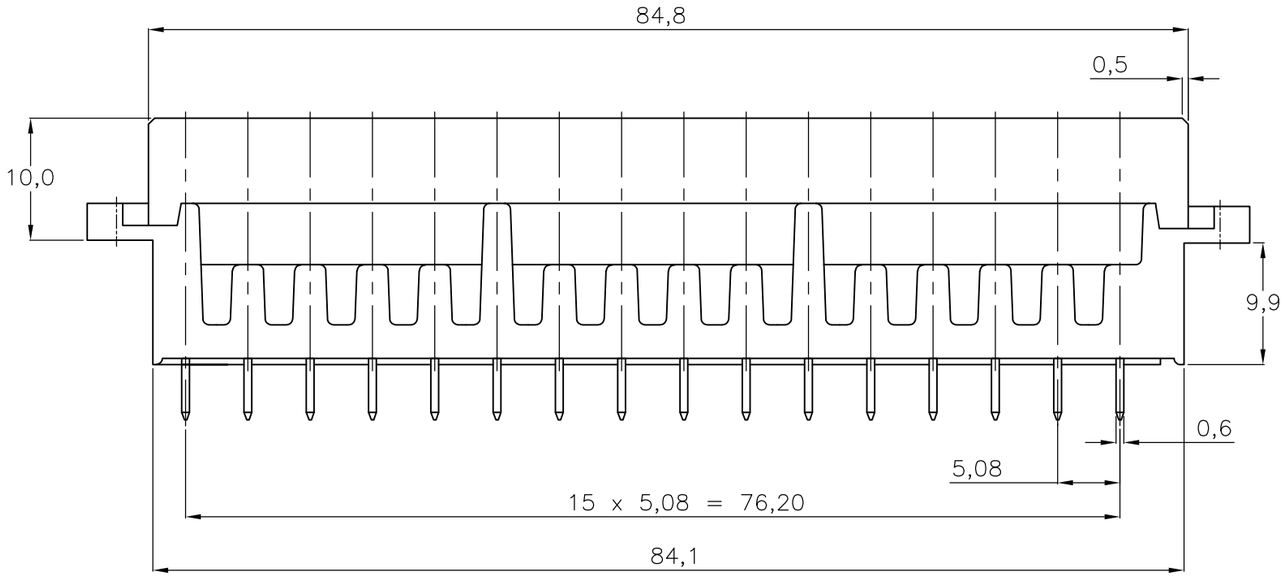

OBSOLETE	SEE NOTE 2	SEE NOTE 1	~~9–166733–4~~
OBSOLETE			~~166733–8~~
OBSOLETE			~~166733–7~~
			166733–4
			166733–1
	FINISH	MATERIAL	PARTNUMBER

ROW	z	b	d
POS	X	X	X
32	X	X	X
30	X	X	X
28	X	X	X
26	X	X	X
24	X	X	X
22	X	X	X
20	X	X	X
18	X	X	X
16	X	X	X
14	X	X	X
12	X	X	X
10	X	X	X
8	X	X	X
6	X	X	X
4	X	X	X
2	X	X	X

AN ASTERISK ,,X'' DENOTES A CONTACT.

THIS DRAWING IS A CONTROLLED DOCUMENT.

DIMENSIONS: mm

TOLERANCES UNLESS OTHERWISE SPECIFIED:
0 PLC ± –
1 PLC ± –
2 PLC ± –
3 PLC ± –
4 PLC ± –
ANGLES ± –

MATERIAL –

FINISH –

DWN R.V.LOKVEN 28JUN91
CHK J.GIBBELS 27MAY97
APVD –
PRODUCT SPEC –
APPLICATION SPEC –
WEIGHT –

TE Connectivity

NAME
3x16 POS. TYPE F FEMALE
B. T. B. SOLDER CONNECTOR

SIZE	CAGE CODE	DRAWING NO	RESTRICTED TO
A3	00779	C–166733	–

CUSTOMER DRAWING

SCALE	SHEET	REV
NTS	1 OF 1	F1