



Chipsmall Limited consists of a professional team with an average of over 10 year of expertise in the distribution of electronic components. Based in Hongkong, we have already established firm and mutual-benefit business relationships with customers from,Europe,America and south Asia,supplying obsolete and hard-to-find components to meet their specific needs.

With the principle of "Quality Parts,Customers Priority,Honest Operation,and Considerate Service",our business mainly focus on the distribution of electronic components. Line cards we deal with include Microchip,ALPS,ROHM,Xilinx,Pulse,ON,Everlight and Freescale. Main products comprise IC,Modules,Potentiometer,IC Socket,Relay,Connector.Our parts cover such applications as commercial,industrial, and automotives areas.

We are looking forward to setting up business relationship with you and hope to provide you with the best service and solution. Let us make a better world for our industry!



## Contact us

Tel: +86-755-8981 8866 Fax: +86-755-8427 6832

Email & Skype: info@chipsmall.com Web: www.chipsmall.com

Address: A1208, Overseas Decoration Building, #122 Zhenhua RD., Futian, Shenzhen, China



# Contact insert - HC-K 4/8-EBUS - 1679320

Please be informed that the data shown in this PDF Document is generated from our Online Catalog. Please find the complete data in the user's documentation. Our General Terms of Use for Downloads are valid (<http://phoenixcontact.com/download>)



HEAVYCON female insert, K4/8 series, for 4 power and 8 control contacts, screw connection without wire protection



## Key Commercial Data

Packing unit	1 STK
GTIN	
GTIN	4017918163563

## Technical data

### General

Note	For housing HC-B24
Connection method	Screw connection (power contacts) Screw connection (control contacts)
Tightening torque	2 Nm (Power contact, 2.5 mm <sup>2</sup> ) 3 Nm (Power contact, 4 ... 16 mm <sup>2</sup> ) 1.2 Nm (Power contact, 1.5 mm <sup>2</sup> ) 0.5 Nm (control contacts)
Screwdriver blade	0.8 x 4.5 mm (power contacts) 0.5 x 3.5 mm (control contacts)
Degree of pollution	3
Overvoltage category	III
Number of positions	4+8+2PE
No. of power contacts	4
No. of control contacts	8
Insertion/withdrawal cycles	≥ 500
Size	B24
Contact numbering	1 - 4

# Contact insert - HC-K 4/8-EBUS - 1679320

## Technical data

### General

Conductor cross section	1.5 mm <sup>2</sup> ... 16 mm <sup>2</sup> (power contacts)
	0.5 mm <sup>2</sup> ... 2.5 mm <sup>2</sup> (control contacts)
Connection cross section AWG	16 ... 6 (power contacts)
	20 ... 14 (control contacts)
Stripping length of the individual wire	14 mm (Power contact)
	7 mm (control contact)
Assembly instructions	Plug-in connections may only be operated only when there is no load/voltage.
Connection	Use wire end protection (screw connections do not have wire protection)

### Ambient conditions

Ambient temperature (operation)	-40 °C ... 125 °C
---------------------------------	-------------------

### Material data

Contact material	Copper alloy
Contact surface material	Ag (alternatively Au)
Material of contact surface, power contact	Ag
Material of contact surface, control contact	Ag
Contact carrier material	PA
Standards/regulations	PC: Fire protection in rail vehicles - requirement sets R22, R23, and R24 acc. to DIN EN 45545-2 (Risk level HL1 - HL3)

### Electrical characteristics

Rated voltage (III/3)	400 V (power contacts)
	400 V (control contacts)
Rated surge voltage	6 kV (power contacts)
	6 kV (control contacts)
Rated current	80 A (power contacts)
	16 A (control contacts)

### Standards and Regulations

Connection in acc. with standard	CSA
Flammability rating according to UL 94	V0

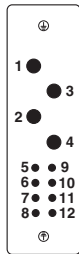
### Environmental Product Compliance

REACH SVHC	Lead 7439-92-1
China RoHS	Environmentally Friendly Use Period = 50
	For details about hazardous substances go to tab "Downloads", Category "Manufacturer's declaration"

## Drawings

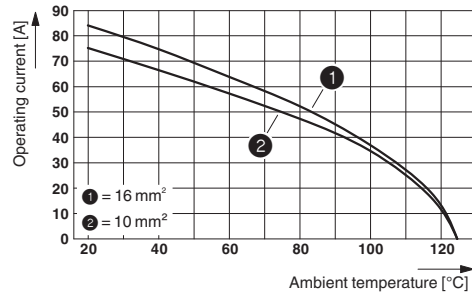
# Contact insert - HC-K 4/8-EBUS - 1679320

Schematic diagram



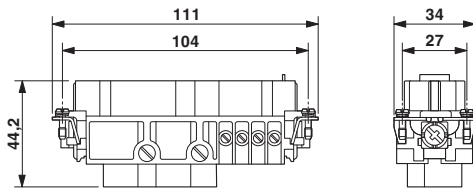
Connector pin assignment, connection side

Diagram



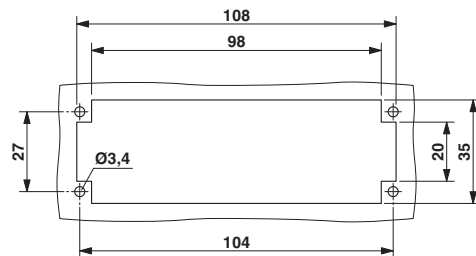
Derating diagram

Dimensional drawing



Female insert

Dimensional drawing



Mounting cutout when used without housing

## Approvals

### Approvals

Approvals

UL Recognized

Ex Approvals

### Approval details

UL Recognized		<a href="http://database.ul.com/cgi-bin/XYV/template/LISEXT/1FRAME/index.htm">http://database.ul.com/cgi-bin/XYV/template/LISEXT/1FRAME/index.htm</a>	E118976
Nominal voltage UN	600 V		
Nominal current IN	16 A		
mm²/AWG/kcmil	14		

Phoenix Contact 2018 © - all rights reserved  
<http://www.phoenixcontact.com>

PHOENIX CONTACT GmbH & Co. KG  
Flachmarktstr. 8  
32825 Blomberg  
Germany  
Tel. +49 5235 300  
Fax +49 5235 3 41200  
<http://www.phoenixcontact.com>