



Chipsmall Limited consists of a professional team with an average of over 10 year of expertise in the distribution of electronic components. Based in Hongkong, we have already established firm and mutual-benefit business relationships with customers from,Europe,America and south Asia,supplying obsolete and hard-to-find components to meet their specific needs.

With the principle of “Quality Parts,Customers Priority,Honest Operation,and Considerate Service”,our business mainly focus on the distribution of electronic components. Line cards we deal with include Microchip,ALPS,ROHM,Xilinx,Pulse,ON,Everlight and Freescale. Main products comprise IC,Modules,Potentiometer,IC Socket,Relay,Connector.Our parts cover such applications as commercial,industrial, and automotives areas.

We are looking forward to setting up business relationship with you and hope to provide you with the best service and solution. Let us make a better world for our industry!



## Contact us

Tel: +86-755-8981 8866 Fax: +86-755-8427 6832

Email & Skype: info@chipsmall.com Web: www.chipsmall.com

Address: A1208, Overseas Decoration Building, #122 Zhenhua RD., Futian, Shenzhen, China




# HC-B 10-ESTZ

Order No.: 1687875



<http://eshop.phoenixcontact.de/phoenix/treeViewClick.do?UID=1687875>

HEAVYCON male housing for B10 housing, with 10 contacts, spring-cage connection

Commercial data	
GTIN (EAN)	 4 017918 849603
sales group	D000
Pack	1 pcs.
Customs tariff	85369010
Catalog page information	Page 433 (PC-2009)

### Product notes

WEEE/RoHS-compliant since: 10/31/2006



<http://www.download.phoenixcontact.com>  
Please note that the data given here has been taken from the online catalog. For comprehensive information and data, please refer to the user documentation. The General Terms and Conditions of Use apply to Internet downloads.

## Technical data

General data	
Note	For housing HC-B10
Connection method	Spring-cage connection
Ambient temperature (operation)	-40 °C ... 125 °C (including heating up of contacts)
Pollution degree	3
Surge voltage category	III

Number of positions	10
Insertion/withdrawal cycles	≥ 500
Design	B10
Conductor cross-section	0.14 mm <sup>2</sup> ... 2.5 mm <sup>2</sup>
Connection cross-section AWG	26 ... 14
Stripping length of the individual wire	8 mm +-1 mm
Assembly instructions	Connectors may be operated only when there is no load/voltage.
Connection	For housings of type B10.

**Material data**

Inflammability class acc. to UL 94	V0
Contact material	Copper alloy
Contact surface material	Ag
Contact carrier material	PC

**Electrical characteristics**

Rated voltage (III/3)	500 V
Rated surge voltage	6 kV
Rated current	16 A

**Certificates / Approvals**



Certification

CUL, GOST, UL

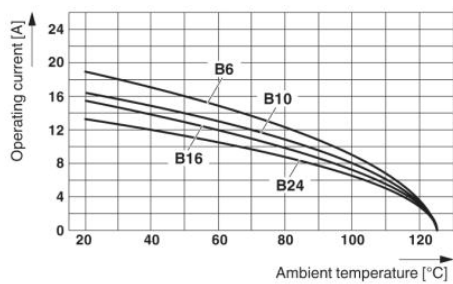
**Accessories**

Item	Designation	Description
<b>General</b>		
1586125	HC-B 10-ANDOCK	Docking frame for racks, for contact inserts of B10 type, with four M5 flat headed screws, rack balance x/y axis +- 1.5 mm
1660436	HC-B 24-ADP-B 10-GY	HEAVYCON adapter plate, type B24 on B10, for panel cutouts of type B24, gray
1644326	HC-B-3PE	PE multiplier, for three PE connections, for HC-B (besides HC-B..E..ZZ) / HC-BB / HC-DD / HC-D40 / HC-D64 contact inserts

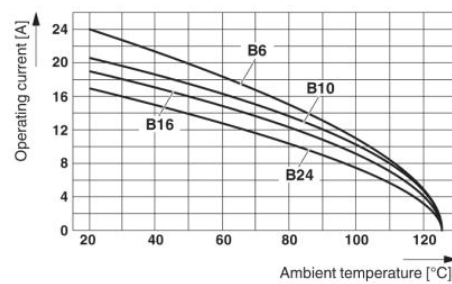
1604997	HC-B-PES	PE screw, for contact inserts HC-B / HC-BB / HC-DD / HC-D40 / HC-D64
1685327	HC-B-ZG	Strain relief clamps contact inserts of series: B-, BB-, D 40, D 64, DD and HV, straight cable exit
1685330	HC-B-ZS	Strain relief clamps contact inserts of series: B-, BB-, D 40, D 64, DD and HV, lateral cable exit
1772722	HC-CB	Coding pin, prevents mismatching of up to six plug connectors with an identical number of positions
1676860	HC-CBU	Keying socket for coding up to 16 plug connectors
1676857	HC-CST	Keying peg for coding up to 16 plug connectors
1660960	HC-SMP 125-B10-AMQ	HEAVYCON connector assembly frame with panel mounting base with double locking latch, for contact inserts of type B10
1687969	HC-SMR-B10	HEAVYCON connector assembly frame, for contact inserts of type B10

**Diagrams/Drawings**

Diagram

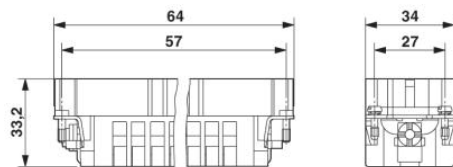


The illustration shows the derating diagram of various series B contact inserts (B6 to B24), conductor cross section 1.5 mm<sup>2</sup>

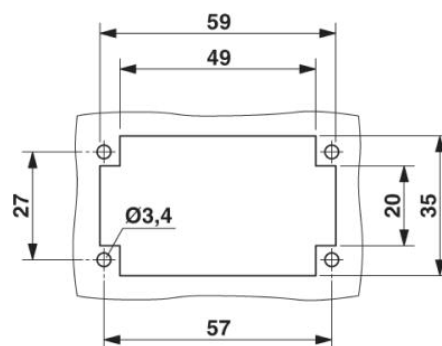


The illustration shows the derating diagram of various series B contact inserts (B6 to B24), conductor cross section 2.5 mm<sup>2</sup>

Dimensioned drawing



HC-B 10-ESTZ male insert




Panel cutout

Schematic diagram

---

Connector pin assignment, connection side



**Address**

PHOENIX CONTACT Inc., USA  
586 Fulling Mill Road  
Middletown, PA 17057, USA  
Phone (800) 888-7388  
Fax (717) 944-1625  
<http://www.phoenixcon.com>



© 2010 Phoenix Contact  
Technical modifications reserved;