



Chipsmall Limited consists of a professional team with an average of over 10 year of expertise in the distribution of electronic components. Based in Hongkong, we have already established firm and mutual-benefit business relationships with customers from,Europe,America and south Asia,supplying obsolete and hard-to-find components to meet their specific needs.

With the principle of “Quality Parts,Customers Priority,Honest Operation,and Considerate Service”,our business mainly focus on the distribution of electronic components. Line cards we deal with include Microchip,ALPS,ROHM,Xilinx,Pulse,ON,Everlight and Freescale. Main products comprise IC,Modules,Potentiometer,IC Socket,Relay,Connector.Our parts cover such applications as commercial,industrial, and automotives areas.

We are looking forward to setting up business relationship with you and hope to provide you with the best service and solution. Let us make a better world for our industry!



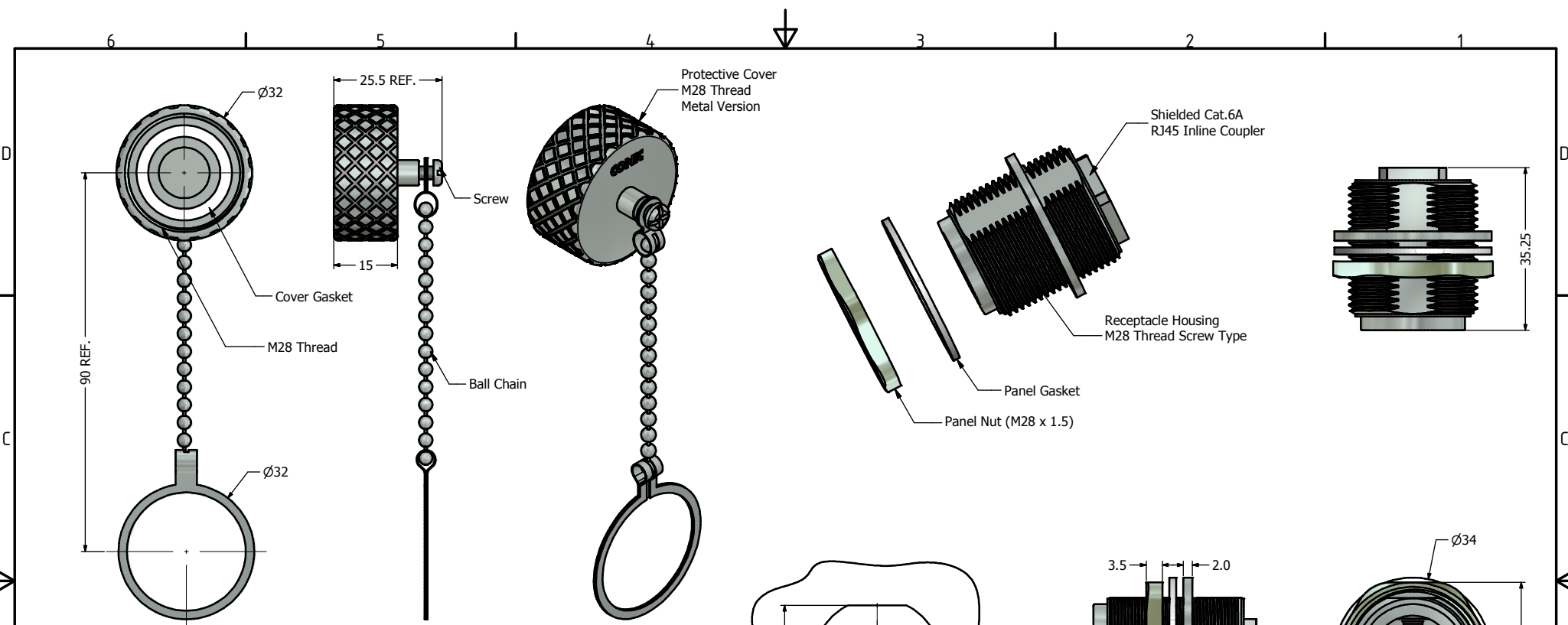
Contact us

Tel: +86-755-8981 8866 Fax: +86-755-8427 6832

Email & Skype: info@chipsmall.com Web: www.chipsmall.com

Address: A1208, Overseas Decoration Building, #122 Zhenhua RD., Futian, Shenzhen, China

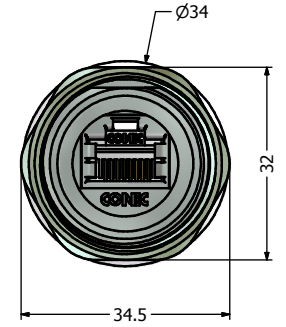
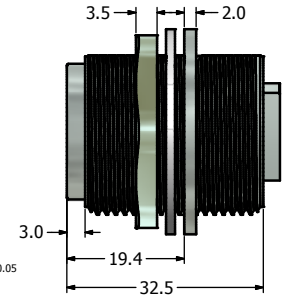
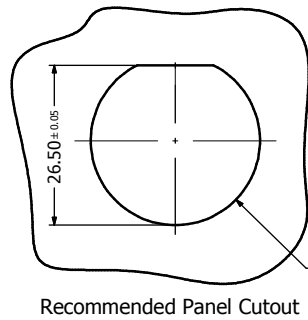




Notes:

1. Electrical Specifications:
 - Meets EIA/TIA-568-B.2-10 Cat.5A Channel Specification
 - Contact Resistance: 20mOhm max.
 - Insulation Resistance: 500MOhm min. @ 100 VDC
 - Current Rating: 1.0A max. at 25° C
 - Working Voltage: 100 VDC
 - DWV: 1000 VDC/60s Contact to Contact, 1500 VDC/60s Contact to Metal Shell
 - Operating Temperature: -40° C to +85° C
2. Material and Finish:
 - Ⓒ - Receptacle Housing, Zinc Die-Cast, Nickel Plated
 - Metal Cover, Panel Nut: Brass, Nickel Plated
 - Ball Chain: Copper Alloy, Nickel Plated
 - Panel Gasket: Silicon, Color: White
 - Ⓑ - Cover Gasket: Silicon, Color: White
 - Cat.6A RJ45 Jack Metal Shell: Copper Alloy, Nickel Plated
 - Cat.6A RJ45 Jack Plastic Housing: Glass filled PBT UL94 V-0, Color: Black
 - Cat.6A RJ45 Jack Contacts: Phosphor Bronze, Finish: 50u" Gold min. over Nickel
3. Connector can be front or rear mounted to a maximum panel thickness of 3.2mm.
4. IP67 rated when fully mated with appropriate mating connector

Directive 2002/95/EC RoHS Compliant



THIS DRAWING MAY NOT BE COPIED OR REPRODUCED IN ANY WAY AND MAY NOT BE PASSED ON TO A THIRD PARTY WITHOUT WRITTEN PERMISSION. OWNERSHIP AND COPYRIGHT OF CONEC CORPORATION. DO NOT ALTER CAD DRAWING BY HAND	Customer:			Tolerance Unless otherwise specified 0 PLC ± 0.50 1 PLC ± 0.38 2 PLC ± 0.25 3 PLC ± 0.10 ANGLES ± 7°		Scale:	Dim. in mm	
	Name	Title	Approval Date			Material: See Notes		
				2011	Date	Name	Receptacle + Cover Assembly Kit with Shielded Cat.6A RJ45 Inline Coupler Metal Version	
				Draw.	Jun. 06	Vincent Ke		
				Appd.	Jun. 06	J. Chaudry		
				Norm		Drawing No.: 17K1A260 Part No.: 17-150154		
c	1	Jan/12/2012	Vincent Ke	D-old				DIN A3
b	1	Jul/12/2011	Vincent ke			Sheet 1/1		
a	original							
Rev.	Changes	Date	Name					