



Chipsmall Limited consists of a professional team with an average of over 10 year of expertise in the distribution of electronic components. Based in Hongkong, we have already established firm and mutual-benefit business relationships with customers from,Europe,America and south Asia,supplying obsolete and hard-to-find components to meet their specific needs.

With the principle of “Quality Parts,Customers Priority,Honest Operation,and Considerate Service”,our business mainly focus on the distribution of electronic components. Line cards we deal with include Microchip,ALPS,ROHM,Xilinx,Pulse,ON,Everlight and Freescale. Main products comprise IC,Modules,Potentiometer,IC Socket,Relay,Connector.Our parts cover such applications as commercial,industrial, and automotives areas.

We are looking forward to setting up business relationship with you and hope to provide you with the best service and solution. Let us make a better world for our industry!



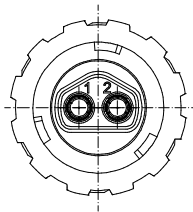
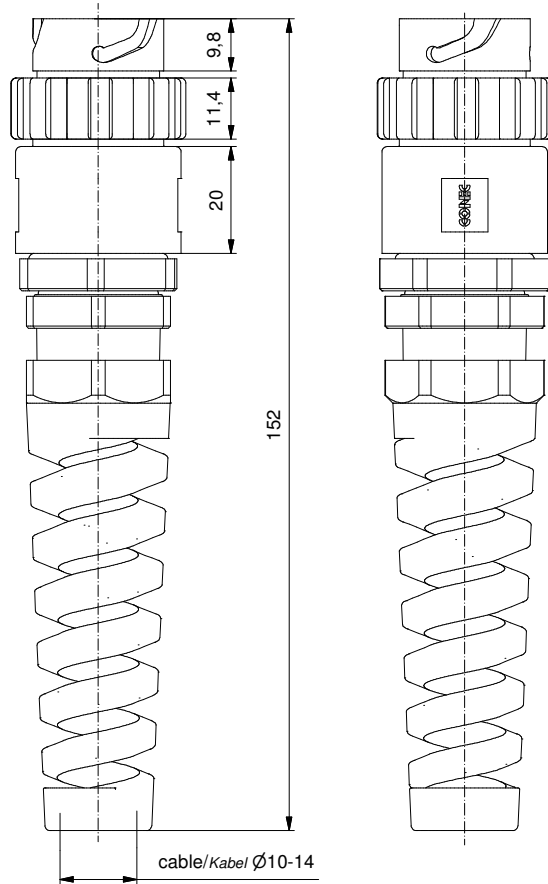

Contact us

Tel: +86-755-8981 8866 Fax: +86-755-8427 6832

Email & Skype: info@chipsmall.com Web: www.chipsmall.com

Address: A1208, Overseas Decoration Building, #122 Zhenhua RD., Futian, Shenzhen, China





Technical specification:

Technische Daten:

Working voltage/ Betriebsspannung:	48 V AC/DC
Degree of protection/ Schutzart:	IP67, rated when covered or fully mated with the appropriate mating connector/ <i>IP67 bei Verwendung mit Kappe oder passenden Gegenstecker</i>
Temperature range/ Temperaturbereich:	-40 °C ... +100 °C
Current rating/ Strombelastbarkeit:	High power contact crimp; 30 A/ <i>Hochstromkontakt crimp; 30 A</i> can be crimped with stranded copper wires: AWG 10-12/ <i>crimpbar an Kupferlitze: AWG 10-12</i>
UL-listed, File No./ UL- gelistet:	E318363

Materials/

Werkstoffe:

Coupler ring/ Kupplungsring:	PA GF (black/schwarz); UL 94 V-0; UL (f1) rated
Socket Housing/ Buchsengehäuse:	PA GF (black/schwarz); UL 94 V-0; UL (f1) rated
Cable gland/ Kabelanschluss:	PA (black/schwarz); UL 94 V-0; UL (f1) rated
Cable gland rubber ring/ Kabelanschluss Gummidichtung:	NBR, black/schwarz
Cable fitting/ Kabelverschraubung:	PA (black/schwarz); UL 94 V-0; UL (f1) rated
Interfacial seal/ Stirnflächendichtung:	Silicone, red/ <i>Silikon, rot</i>
Retaining ring/ Haltering:	Stainless steel/ <i>Edelstahl</i>
High power contact/ Hochstromkontakt:	Cu alloy, Au over Ni

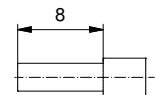
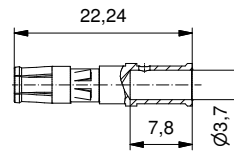
Installation specification/

Montagedaten:

Connector kit is recommended for use with following cable type/ Stecker wird für die Verwendung mit folgenden Kabeltypen empfohlen:	2 x Conductor AWG 12, Type SJOOW / 2 x Leiter AWG 12, Typ SJOOW
Crimp-Tool/ Crimp-Werkzeug:	360X10409X
Tool insert/ Werkzeugeinsatz:	360X20029X
Selector settings/ Selektor Einstellungen:	7 for AWG 10 6 for AWG 12
Assembly instruction/ Montageanleitung:	AI-5061-Power

2 Contacts will be supplied loose/
2 Kontakte werden lose geliefert

Stripping Dimensions/
Kabelvorbereitung:



Part no. / Part marked Art.-Nr. / Bedruckung:	17-400373	Contact plating/ Kontakt Veredelung:	Power Contact 30 A/ Hochstromkontakt 30 A:	Plating, mating area: Veredelung Steckbereich: Plating, termination side: Veredelung Anschluss Seite:	Gold flash over Nickel Gold über Nickel Tin over Nickel Zinn über Nickel
--	-----------	---	---	--	---

Index: c Ä6469 13.02.17 K.H.	Scale/Maßstab: 1:1	dwg no / Z.-nr.: 17K1A451	DIN-A3 1/1
Status: InBearbeitung			
RoHS compliant/konform			



dim. in mm

Date/Datum	Name
01.10.14	Strakerjahn
appd./gepr.	Koch
02.10.14	



IP67 Power Bayonet 2pos. Socket Kit / crimp cable mount Ø10-14 mm
IP67 Power-Bajonett 2pol. Buchsen-Kit / crimp Kabelmontage Ø10-14 mm

The reproduction, distribution and utilization of this document as well as the communication of its contents to others without express authorization is prohibited. Offenders will be held liable for the payment of damages. Wir bitten Sie, die Weitergabe dieses Dokuments, die Verbreitung seiner Inhalte und weiteren, sowie die Kommunikation an Dritte, ohne unsere ausdrückliche Genehmigung zu unterlassen.