



Chipsmall Limited consists of a professional team with an average of over 10 year of expertise in the distribution of electronic components. Based in Hongkong, we have already established firm and mutual-benefit business relationships with customers from,Europe,America and south Asia,supplying obsolete and hard-to-find components to meet their specific needs.

With the principle of "Quality Parts,Customers Priority,Honest Operation,and Considerate Service",our business mainly focus on the distribution of electronic components. Line cards we deal with include Microchip,ALPS,ROHM,Xilinx,Pulse,ON,Everlight and Freescale. Main products comprise IC,Modules,Potentiometer,IC Socket,Relay,Connector.Our parts cover such applications as commercial,industrial, and automotives areas.

We are looking forward to setting up business relationship with you and hope to provide you with the best service and solution. Let us make a better world for our industry!



Contact us

Tel: +86-755-8981 8866 Fax: +86-755-8427 6832

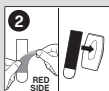
Email & Skype: info@chipsmall.com Web: www.chipsmall.com

Address: A1208, Overseas Decoration Building, #122 Zhenhua RD., Futian, Shenzhen, China

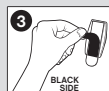


**3M**17006-VP
command.com**To Apply**

1
CLEAN surface with isopropyl rubbing alcohol, wipe gently, let dry. Do not use household cleaners. SEPARATE strips.



2
REMOVE RED liner. PRESS adhesive to hook.



3
REMOVE BLACK liner.



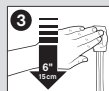
4
Press hook FIRMLY for 30 seconds. Wait 1 hour before use.

To Remove

1
NEVER pull strip towards you.



2
STRAIGHT DOWN
Hold hook gently to prevent hook from snapping fingers. DO NOT press hook against wall.



3
STRETCH STRAIGHT DOWN ALONG WALL AT LEAST 6 INCHES (15 cm) until strip releases from wall.

IMPORTANT: Failure to follow instructions carefully may cause damage!
SAVE INSTRUCTIONS for damage-free removal or visit command.com

For questions, ideas and special offers go to command.com**CAUTION:**

DO NOT use with wallpaper. May not adhere well to vinyl surfaces. DO NOT use for antiques, heirlooms, or other valuable or irreplaceable items. DO NOT hang items over beds. Use only one hook per item hung.

NOTE:

Apply to surfaces above 50°F (10°C). Adhesive could lose adhesion above 105°F (40°C).

Hooks can be reused with Command™ Small Strips.

Not intended for picture hanging. Instead use Command™ Picture Hanging Strips, Sawtooth or Wire-Backed Hangers.

The following statements only apply to products distributed in the USA.

Limited Warranty:

This 3M product will be free from defects in material and manufacture. If this product is defective, your exclusive remedy shall be, at 3M's option, replacement of the product or refund of the purchase price.

Limitation of Liability:

3M will not be liable for any loss or damage arising from this product, whether direct, indirect, special, incidental or consequential.