



Chipsmall Limited consists of a professional team with an average of over 10 year of expertise in the distribution of electronic components. Based in Hongkong, we have already established firm and mutual-benefit business relationships with customers from,Europe,America and south Asia,supplying obsolete and hard-to-find components to meet their specific needs.

With the principle of “Quality Parts,Customers Priority,Honest Operation,and Considerate Service”,our business mainly focus on the distribution of electronic components. Line cards we deal with include Microchip,ALPS,ROHM,Xilinx,Pulse,ON,Everlight and Freescale. Main products comprise IC,Modules,Potentiometer,IC Socket,Relay,Connector.Our parts cover such applications as commercial,industrial, and automotives areas.

We are looking forward to setting up business relationship with you and hope to provide you with the best service and solution. Let us make a better world for our industry!



## Contact us

Tel: +86-755-8981 8866 Fax: +86-755-8427 6832

Email & Skype: info@chipsmall.com Web: www.chipsmall.com

Address: A1208, Overseas Decoration Building, #122 Zhenhua RD., Futian, Shenzhen, China



## MKDSN 1,5/ 4

Order No.: 1729034

The figure shows a 10-position version of the product

<http://eshop.phoenixcontact.de/phoenix/treeViewClick.do?UID=1729034>

PC terminal block, Nominal current: 13.5 A, Nom. voltage: 250 V,  
Pitch: 5 mm, Number of positions: 4, Type of connection: Screw  
connection, Assembly: Soldering, Conductor/PCB connection  
direction: 0 °, Color: green

### Commercial data

|                          |                   |
|--------------------------|-------------------|
| EAN                      | 4017918025908     |
| Pack                     | 50 pcs.           |
| Customs tariff           | 85369010          |
| Weight/Piece             | 0.003936 KG       |
| Catalog page information | Page 59 (CC-2009) |

### Product notes

WEEE/RoHS-compliant since:  
01/01/2003



<http://www.download.phoenixcontact.com>  
Please note that the data given here has been taken from the online catalog. For comprehensive information and data, please refer to the user documentation. The General Terms and Conditions of Use apply to Internet downloads.

### Technical data

#### Dimensions / positions

|             |        |
|-------------|--------|
| Length      | 8.1 mm |
| Pitch       | 5 mm   |
| Dimension a | 15 mm  |

|                        |            |
|------------------------|------------|
| Number of positions    | 4          |
| Pin dimensions         | 0,5 x 1 mm |
| Pin spacing            | 5 mm       |
| Hole diameter          | 1.3 mm     |
| Screw thread           | M3         |
| Tightening torque, min | 0.5 Nm     |
| Tightening torque max  | 0.6 Nm     |

**Technical data**

|                                    |                     |
|------------------------------------|---------------------|
| Insulating material group          | I                   |
| Rated surge voltage (III/3)        | 4 kV                |
| Rated surge voltage (III/2)        | 4 kV                |
| Rated surge voltage (II/2)         | 4 kV                |
| Rated voltage (III/2)              | 400 V               |
| Rated voltage (II/2)               | 630 V               |
| Connection in acc. with standard   | EN-VDE              |
| Nominal current $I_N$              | 13.5 A              |
| Nominal voltage $U_N$              | 250 V               |
| Nominal cross section              | 1.5 mm <sup>2</sup> |
| Maximum load current               | 13.5 A              |
| Insulating material                | PA                  |
| Inflammability class acc. to UL 94 | V0                  |
| Internal cylindrical gage          | A1                  |
| Stripping length                   | 6 mm                |

**Connection data**

|  |                      |
|--|----------------------|
| Conductor cross section solid min.   | 0.14 mm <sup>2</sup> |
| Conductor cross section solid max.   | 1.5 mm <sup>2</sup>  |
| Conductor cross section stranded min.                                      | 0.14 mm <sup>2</sup> |
| Conductor cross section stranded max.                                      | 1.5 mm <sup>2</sup>  |
| Conductor cross section stranded, with ferrule without plastic sleeve min. | 0.25 mm <sup>2</sup> |
| Conductor cross section stranded, with ferrule without plastic sleeve max. | 1.5 mm <sup>2</sup>  |
| Conductor cross section stranded, with ferrule with plastic sleeve min.    | 0.25 mm <sup>2</sup> |
| Conductor cross section stranded, with ferrule with plastic sleeve max.    | 1.5 mm <sup>2</sup>  |

|   |                      |
|---|----------------------|
| Conductor cross section AWG/kcmil min.  | 26                   |
| Conductor cross section AWG/kcmil max   | 16                   |
| 2 conductors with same cross section, solid min.  | 0.14 mm <sup>2</sup> |
| 2 conductors with same cross section, solid max.  | 0.75 mm <sup>2</sup> |
| 2 conductors with same cross section, stranded min.                                     | 0.14 mm <sup>2</sup> |
| 2 conductors with same cross section, stranded max.                                     | 0.75 mm <sup>2</sup> |
| 2 conductors with same cross section, stranded, ferrules without plastic sleeve, min.   | 0.25 mm <sup>2</sup> |
| 2 conductors with same cross section, stranded, ferrules without plastic sleeve, max.   | 0.5 mm <sup>2</sup>  |
| 2 conductors with same cross section, stranded, TWIN ferrules with plastic sleeve, min. | 0.5 mm <sup>2</sup>  |
| 2 conductors with same cross section, stranded, TWIN ferrules with plastic sleeve, max. | 1 mm <sup>2</sup>    |

### Certificates / Approvals



Certification

CB, CCA, CSA, CUL, GL, GOST, SEV, UL

#### CSA

|                       |       |
|-----------------------|-------|
| Nominal voltage $U_N$ | 300 V |
| Nominal current $I_N$ | 10 A  |
| AWG/kcmil             | 28-14 |

#### CUL

|                       |       |
|-----------------------|-------|
| Nominal voltage $U_N$ | 300 V |
| Nominal current $I_N$ | 10 A  |
| AWG/kcmil             | 30-14 |

#### UL

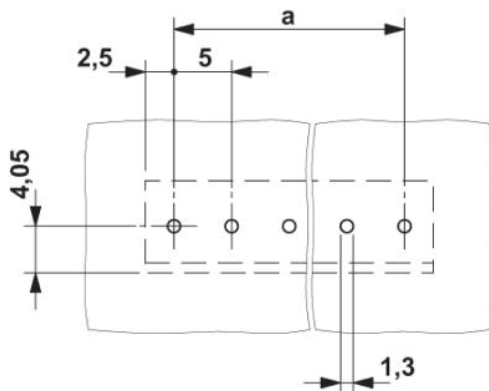
|                       |       |
|-----------------------|-------|
| Nominal voltage $U_N$ | 300 V |
| Nominal current $I_N$ | 10 A  |
| AWG/kcmil             | 30-14 |

**Accessories**

| Item           | Designation           | Description   |
|----------------|-----------------------|---|
| <b>Marking</b> |                       |   |
| 1051993        | B-STIFT               | Marker pen, for manual labeling of unprinted Zack strips, smear-proof and waterproof, line thickness 0.5 mm   |
| 0804183        | SK 5/3,8:FORTL.ZAHLEN | Marker card, printed horizontally, self-adhesive, 12 identical decades marked 1-10, 11-20 etc. up to 91-(99)100, sufficient for 120 terminal blocks                         |
| 0805072        | SK 5/3,8:SO           | Marker card, special printing, self-adhesive, labeled acc. to customer requirements, 12 identical marker strips per card, max. 25-position labeling per strip, color: white |
| 0805409        | SK 5/3,8:UNBEDRUCKT   | Marker cards, unprinted, with pitch divisions, self-adhesive, 10-section marker strips, 12 strips per card, can be labeled with the M-PEN                                   |
| <b>Tools</b>   |                       |   |
| 1205053        | SZS 0,6X3,5           | Screwdriver, bladed, matches all screw terminal blocks up to 4.0 mm <sup>2</sup> connection cross section, blade: 0.6 x 3.5 mm, without VDE approval                        |

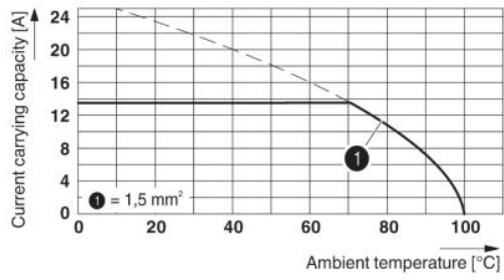
**Diagrams/Drawings**

Drilling plan/solder pad geometry



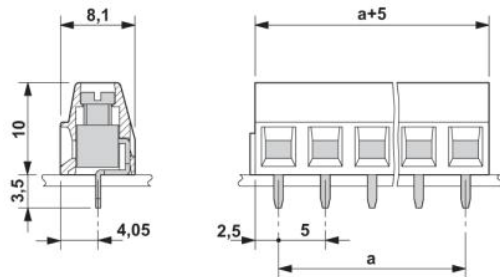
Diagram

---



Dimensioned drawing

---



**Address**

PHOENIX CONTACT Deutschland GmbH  
Flachmarktstr. 8  
32825 Blomberg, Germany  
Phone +49 5235 3 12000  
Fax +49 5235 3 41200  
<http://www.phoenixcontact.de>



© 2010 Phoenix Contact  
Technical modifications reserved;