



Chipsmall Limited consists of a professional team with an average of over 10 year of expertise in the distribution of electronic components. Based in Hongkong, we have already established firm and mutual-benefit business relationships with customers from,Europe,America and south Asia,supplying obsolete and hard-to-find components to meet their specific needs.

With the principle of “Quality Parts,Customers Priority,Honest Operation,and Considerate Service”,our business mainly focus on the distribution of electronic components. Line cards we deal with include Microchip,ALPS,ROHM,Xilinx,Pulse,ON,Everlight and Freescale. Main products comprise IC,Modules,Potentiometer,IC Socket,Relay,Connector.Our parts cover such applications as commercial,industrial, and automotives areas.

We are looking forward to setting up business relationship with you and hope to provide you with the best service and solution. Let us make a better world for our industry!



Contact us

Tel: +86-755-8981 8866 Fax: +86-755-8427 6832

Email & Skype: info@chipsmall.com Web: www.chipsmall.com

Address: A1208, Overseas Decoration Building, #122 Zhenhua RD., Futian, Shenzhen, China



PCB terminal block - PLH 16/ 2-15 - 1770539

Please be informed that the data shown in this PDF Document is generated from our Online Catalog. Please find the complete data in the user's documentation. Our General Terms of Use for Downloads are valid (<http://download.phoenixcontact.com>)



PCB terminal block, Nominal current: 76 A, Nom. voltage: 1000 V, Pitch: 15 mm, Number of positions: 2, Connection method: Spring-cage conn., Mounting: Soldering, Conductor/PCB connection direction: 0 °, Color: green

Product Features

- ✓ Fast connection technology thanks to the tool-free "one-hand tilting lever principle" or direct plug-in technology
- ✓ Color coding from position to position thanks to terminal blocks that can be mounted side by side and lever colors
- ✓ Conductor connection direction horizontal to the PCB
- ✓ Unlimited 600 V UL approval already available with 10 mm pitch with zigzag pinning
- ✓ Low actuation forces
- ✓ PLH 16 push-lock spring-cage PCB terminal block with lever operation for conductor cross sections up to 16 mm² and a current carrying capacity of up to 76 A



Key commercial data

Packing unit	1 PCE
Catalog page	Page 391 (CC-2011)
GTIN	 4 046356 457736
Custom tariff number	85369010
Country of origin	GERMANY

Technical data

Dimensions / positions

Pitch	15 mm
Dimension a	15 mm
Number of positions	2
Pin dimensions	1,2 x 1,2 mm
Pin spacing	15 mm

PCB terminal block - PLH 16/ 2-15 - 1770539

Technical data

Dimensions / positions

Hole diameter	1.6 mm
---------------	--------

Technical data

Range of articles	PLH 16/
Insulating material group	I
Rated surge voltage (III/3)	8 kV
Rated surge voltage (III/2)	8 kV
Rated surge voltage (II/2)	8 kV
Rated voltage (III/3)	1000 V
Rated voltage (III/2)	1000 V
Rated voltage (II/2)	1000 V
Nominal current I_N	76 A
Nominal cross section	16 mm ²
Insulating material	PA
Inflammability class according to UL 94	V0
Stripping length	18 mm
Nominal voltage, UL/CUL Use Group B	600 V
Nominal current, UL/CUL Use Group B	66 A
Nominal voltage, UL/CUL Use Group C	600 V
Nominal current, UL/CUL Use Group C	66 A

Connection data

Conductor cross section solid min.	0.75 mm ²
Conductor cross section solid max.	16 mm ²
Conductor cross section stranded min.	0.75 mm ²
Conductor cross section stranded max.	16 mm ²
Conductor cross section stranded, with ferrule without plastic sleeve min.	0.75 mm ²
Conductor cross section stranded, with ferrule without plastic sleeve max.	16 mm ²
Conductor cross section stranded, with ferrule with plastic sleeve min.	0.75 mm ²
Conductor cross section stranded, with ferrule with plastic sleeve max.	10 mm ²
Conductor cross section AWG/kcmil min.	18
Conductor cross section AWG/kcmil max	4
2 conductors with same cross section, stranded, TWIN ferrules with plastic sleeve, min.	0.75 mm ²
2 conductors with same cross section, stranded, TWIN ferrules with plastic sleeve, max.	4 mm ²
Minimum AWG according to UL/CUL	18
Maximum AWG according to UL/CUL	4

PCB terminal block - PLH 16/ 2-15 - 1770539

Classifications

ETIM

ETIM 3.0	EC001121
ETIM 4.0	EC002643
ETIM 5.0	EC002643

UNSPSC

UNSPSC 11	39121432
UNSPSC 12.01	39121432
UNSPSC 13.2	39121432
UNSPSC 6.01	30211801
UNSPSC 7.0901	39121432

eCl@ss

eCl@ss 4.0	27141109
eCl@ss 4.1	27141109
eCl@ss 5.0	27141190
eCl@ss 5.1	27141190
eCl@ss 6.0	27261101
eCl@ss 7.0	27440401

Approvals

Approvals

Approvals

UL Recognized / VDE Gutachten mit Fertigungsüberwachung / CCA / IECCE CB Scheme / GOST


Ex Approvals


Approvals submitted

Approval details


PCB terminal block - PLH 16/ 2-15 - 1770539

Approvals

UL Recognized 		
	B	C
mm ² /AWG/kcmil	18-4	18-4
Nominal current IN	66 A	66 A
Nominal voltage UN	600 V	600 V

VDE Gutachten mit Fertigungsüberwachung 	
mm ² /AWG/kcmil	0.75-16
Nominal current IN	76 A
Nominal voltage UN	1000 V

CCA	
mm ² /AWG/kcmil	0.75-16
Nominal current IN	76 A
Nominal voltage UN	1000 V

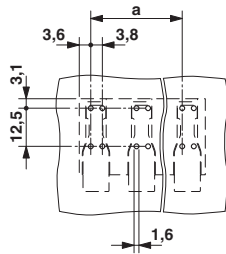
IECEE CB Scheme 	
mm ² /AWG/kcmil	0.75-16
Nominal current IN	76 A
Nominal voltage UN	1000 V

GOST 	
--	--

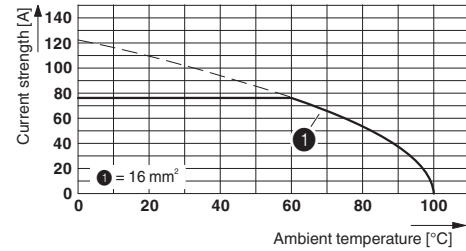
Drawings

PCB terminal block - PLH 16/ 2-15 - 1770539

Drilling diagram



Diagram



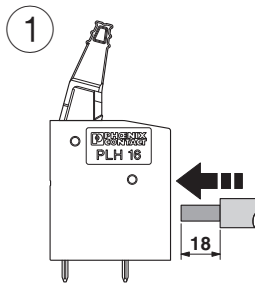
Type: PLH 16/...-15

Tested in accordance with DIN EN 60512-5-2:2003-01

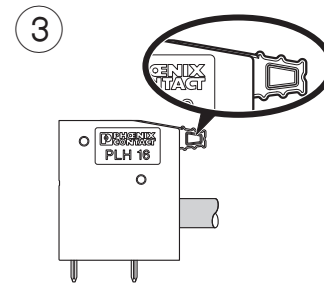
No. of positions: 5

Conductor cross section: 16 mm² (exclusively for solid conductors)

Functional drawing



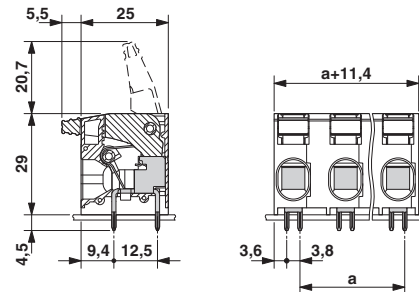
Functional drawing



Functional drawing



Dimensioned drawing



PCB terminal block - PLH 16/ 2-15 - 1770539

Functional drawing

