



Chipsmall Limited consists of a professional team with an average of over 10 year of expertise in the distribution of electronic components. Based in Hongkong, we have already established firm and mutual-benefit business relationships with customers from,Europe,America and south Asia,supplying obsolete and hard-to-find components to meet their specific needs.

With the principle of "Quality Parts,Customers Priority,Honest Operation,and Considerate Service",our business mainly focus on the distribution of electronic components. Line cards we deal with include Microchip,ALPS,ROHM,Xilinx,Pulse,ON,Everlight and Freescale. Main products comprise IC,Modules,Potentiometer,IC Socket,Relay,Connector.Our parts cover such applications as commercial,industrial, and automotives areas.

We are looking forward to setting up business relationship with you and hope to provide you with the best service and solution. Let us make a better world for our industry!



Contact us

Tel: +86-755-8981 8866 Fax: +86-755-8427 6832

Email & Skype: info@chipsmall.com Web: www.chipsmall.com

Address: A1208, Overseas Decoration Building, #122 Zhenhua RD., Futian, Shenzhen, China




HC-D 8-ESTC

Order No.: 1775758



<http://eshop.phoenixcontact.de/phoenix/treeViewClick.do?UID=1775758>

HEAVYCON male insert, D8 series, 8-pos., crimp connection, with IP65 sealing screw

Commercial data	
GTIN (EAN)	
sales group	D010
Pack	10 pcs.
Customs tariff	85366990
Catalog page information	Page 439 (PC-2009)

Product notes

WEEE/RoHS-compliant since:
03/01/2006



<http://www.download.phoenixcontact.com>
Please note that the data given here has been taken from the online catalog. For comprehensive information and data, please refer to the user documentation. The General Terms and Conditions of Use apply to Internet downloads.

Technical data

General data	
Note	For HC-D8 housing, crimp contacts CK1,6-ED (crimp contacts not included in scope of supply)
Connection method	Crimp connection
Ambient temperature (operation)	-40 °C ... 125 °C (including heating up of contacts)
Pollution degree	3

Surge voltage category	III
Constructional and testing regulations	DIN VDE 0627/86
	DIN VDE 0110/02.79
	DIN VDE 0110-1/04.97
	IEC 60664-1, DIN IEC 60512
	IEC 60352
Number of positions	8
Insertion/withdrawal cycles	≥ 500
Design	D8
Connection in acc. with standard	IEC / EN
Conductor cross-section	0.14 mm ² ... 2.5 mm ²
Connection cross-section AWG	26 ... 14
Stripping length of the individual wire	8 mm
	6 mm (For cross section 2.5 mm ²)
Assembly instructions	Connectors may be operated only when there is no load/voltage.
Connection	The inserts may only be used in plastic housings at voltages >42 V, since it is not possible to connect the protective conductor and the housing with each other.

Material data

Inflammability class acc. to UL 94	V0
Contact material	Copper alloy
Contact surface material	Ag (alternatively Au)
Contact carrier material	PA

Electrical characteristics

Rated voltage (III/3)	50 V
Rated surge voltage	0.8 kV
Rated current	10 A

Certificates / Approvals

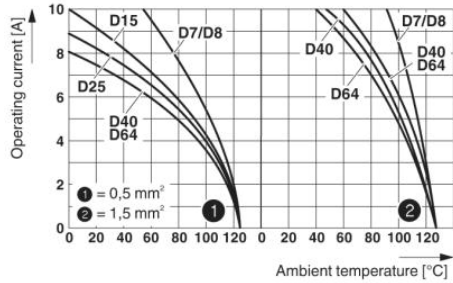


Certification

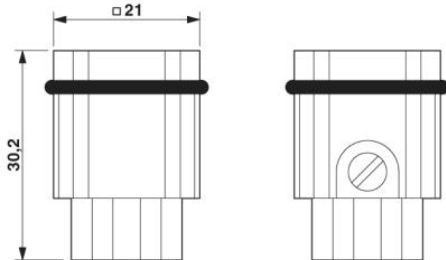
CSA, GOST

Diagrams/Drawings

Diagram

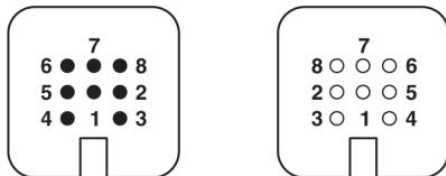


Dimensioned drawing



Male insert (turned contacts)

Schematic diagram



Address

PHOENIX CONTACT Inc., USA
586 Fulling Mill Road
Middletown, PA 17057, USA
Phone (800) 888-7388
Fax (717) 944-1625
<http://www.phoenixcon.com>



© 2010 Phoenix Contact
Technical modifications reserved;