



Chipsmall Limited consists of a professional team with an average of over 10 year of expertise in the distribution of electronic components. Based in Hongkong, we have already established firm and mutual-benefit business relationships with customers from,Europe,America and south Asia,supplying obsolete and hard-to-find components to meet their specific needs.

With the principle of "Quality Parts,Customers Priority,Honest Operation,and Considerate Service",our business mainly focus on the distribution of electronic components. Line cards we deal with include Microchip,ALPS,ROHM,Xilinx,Pulse,ON,Everlight and Freescale. Main products comprise IC,Modules,Potentiometer,IC Socket,Relay,Connector.Our parts cover such applications as commercial,industrial, and automotives areas.

We are looking forward to setting up business relationship with you and hope to provide you with the best service and solution. Let us make a better world for our industry!



## Contact us

Tel: +86-755-8981 8866 Fax: +86-755-8427 6832

Email & Skype: info@chipsmall.com Web: www.chipsmall.com

Address: A1208, Overseas Decoration Building, #122 Zhenhua RD., Futian, Shenzhen, China



## Printed-circuit board connector - PC 5/ 6-ST1-7,62 - 177765

Please be informed that the data shown in this PDF Document is generated from our Online Catalog. Please find the complete data in the user's documentation. Our General Terms of Use for Downloads are valid (<http://download.phoenixcontact.com>)




Plug component, Nominal current: 41 A, Rated voltage (III/2): 1000 V, Number of positions: 6, Pitch: 7.62 mm, Connection method: Screw connection, Color: green, Contact surface: Tin

### Product Features

- ✓ Unlimited 600 V UL approval
- ✓ CP-PC coding profile as protection against mismatching
- ✓ Maximum contact reliability due to integrated double steel spring
- ✓ High-capacity plugs with a current carrying capacity of 41 A and a connection capacity of 6 mm<sup>2</sup>, stranded/10 mm<sup>2</sup>, solid



### Key commercial data

Packing unit	1 PCE
GTIN	 4 046356 522908
Custom tariff number	85366990
Country of origin	GERMANY

### Technical data

#### Dimensions / positions

Length	35.5 mm
Height	19.7 mm
Pitch	7.62 mm
Dimension a	38.1 mm
Number of positions	6
Screw thread	M3
Tightening torque, min	0.5 Nm
Tightening torque max	0.8 Nm

#### Technical data

## Printed-circuit board connector - PC 5/ 6-ST1-7,62 - 177765

### Technical data

#### Technical data

Range of articles	PC 5/..-ST1
Insulating material group	I
Rated surge voltage (III/3)	8 kV
Rated surge voltage (III/2)	8 kV
Rated surge voltage (II/2)	6 kV
Rated voltage (III/2)	1000 V
Rated voltage (II/2)	1000 V
Nominal current $I_N$	41 A
Nominal voltage $U_N$	1000 V
Nominal cross section	6 mm <sup>2</sup>
Maximum load current	41 A
Insulating material	PA
Inflammability class according to UL 94	V0
Internal cylindrical gage	A4
Stripping length	10 mm
Nominal voltage, UL/CUL Use Group B	600 V
Nominal current, UL/CUL Use Group B	41 A
Nominal voltage, UL/CUL Use Group C	600 V
Nominal current, UL/CUL Use Group C	41 A

#### Connection data

Conductor cross section solid min.	0.2 mm <sup>2</sup>
Conductor cross section solid max.	10 mm <sup>2</sup>
Conductor cross section stranded min.	0.2 mm <sup>2</sup>
Conductor cross section stranded max.	6 mm <sup>2</sup>
Conductor cross section stranded, with ferrule without plastic sleeve min.	0.25 mm <sup>2</sup>
Conductor cross section stranded, with ferrule without plastic sleeve max.	6 mm <sup>2</sup>
Conductor cross section stranded, with ferrule with plastic sleeve min.	0.25 mm <sup>2</sup>
Conductor cross section stranded, with ferrule with plastic sleeve max.	4 mm <sup>2</sup>
Conductor cross section AWG/kcmil min.	24
Conductor cross section AWG/kcmil max	10
2 conductors with same cross section, solid min.	0.2 mm <sup>2</sup>
2 conductors with same cross section, solid max.	2.5 mm <sup>2</sup>
2 conductors with same cross section, stranded min.	0.2 mm <sup>2</sup>
2 conductors with same cross section, stranded max.	4 mm <sup>2</sup>
2 conductors with same cross section, stranded, ferrules without plastic sleeve, min.	0.25 mm <sup>2</sup>

## Printed-circuit board connector - PC 5/ 6-ST1-7,62 - 1777765

### Technical data

#### Connection data

2 conductors with same cross section, stranded, ferrules without plastic sleeve, max.	1.5 mm <sup>2</sup>
2 conductors with same cross section, stranded, TWIN ferrules with plastic sleeve, min.	0.25 mm <sup>2</sup>
2 conductors with same cross section, stranded, TWIN ferrules with plastic sleeve, max.	2.5 mm <sup>2</sup>
Minimum AWG according to UL/CUL	24
Maximum AWG according to UL/CUL	8

### Classifications

#### ETIM

ETIM 3.0	EC001121
ETIM 4.0	EC002638
ETIM 5.0	EC002638

#### UNSPSC

UNSPSC 11	39121409
UNSPSC 12.01	39121409
UNSPSC 13.2	39121409
UNSPSC 6.01	30211810
UNSPSC 7.0901	39121409

#### eCl@ss

eCl@ss 4.0	272607xx
eCl@ss 4.1	27260701
eCl@ss 5.0	27260701
eCl@ss 5.1	27141190
eCl@ss 6.0	27260704
eCl@ss 7.0	27440402

### Approvals

#### Approvals

---

#### Approvals

UL Recognized / cUL Recognized / GOST / GOST / cULus Recognized

---

# Printed-circuit board connector - PC 5/ 6-ST1-7,62 - 1777765

## Approvals

Ex Approvals

Approvals submitted

### Approval details

UL Recognized		
	B	C
mm <sup>2</sup> /AWG/kcmil	24-8	24-8
Nominal current I <sub>N</sub>	41 A	41 A
Nominal voltage U <sub>N</sub>	600 V	600 V

cUL Recognized		
	B	C
mm <sup>2</sup> /AWG/kcmil	24-8	24-8
Nominal current I <sub>N</sub>	41 A	41 A
Nominal voltage U <sub>N</sub>	600 V	600 V

GOST		
------	--	--

GOST		
------	--	--

cULus Recognized		
------------------	--	--

## Accessories

Accessories

Tools

# Printed-circuit board connector - PC 5/ 6-ST1-7,62 - 177765

## Accessories

Phillips-screwdriver - SZK PH1 VDE - 1205150



Screwdriver, PH crosshead, VDE insulated, size: PH 1 x 80 mm, 2-component grip, with non-slip grip

Phillips-screwdriver - SZS 0,6X3,5 - 1205053



Actuation tool, for ST terminal blocks, insulated, also suitable for use as a bladed screwdriver, size: 0.6 x 3.5 x 100 mm, 2-component grip, with non-slip grip

Coding profile - CP-PC RD - 1701967



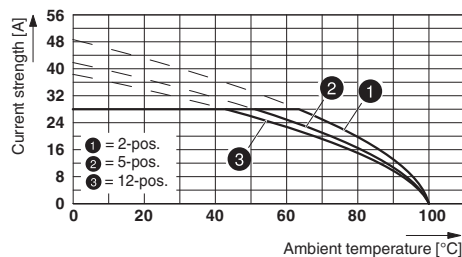
Coding profile, for plugging into the coding ribs of the plug at a later date, insulating material, color: Red

## Drawings

Diagram

Type:  
PC  
5/...-  
ST1-7,62  
with  
PCVK  
4-7,62

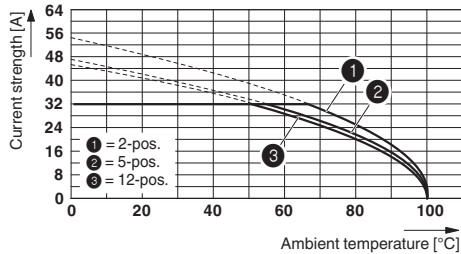
Diagram



Derating curve for: PC 5/...-ST1-7,62 with PC 4/...-G-7,62  
Conductor cross section: 4 mm<sup>2</sup>

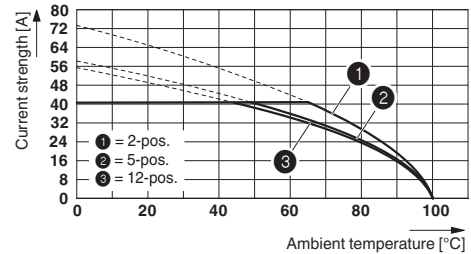
# Printed-circuit board connector - PC 5/ 6-ST1-7,62 - 177765

Diagram



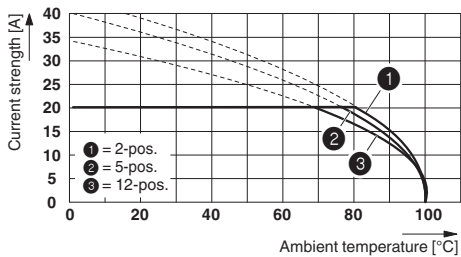
Derating curve for: PC 5/...-ST1-7,62 with PC 5/...-G-7,62  
Conductor cross section: 6 mm<sup>2</sup>

Diagram



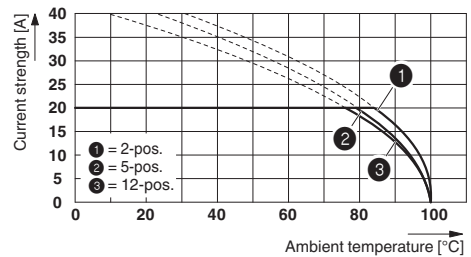
Derating curve for: PC 5/...-ST1-7,62 with PC 5/...-G-7,62  
Conductor cross section: 10 mm<sup>2</sup>

Diagram



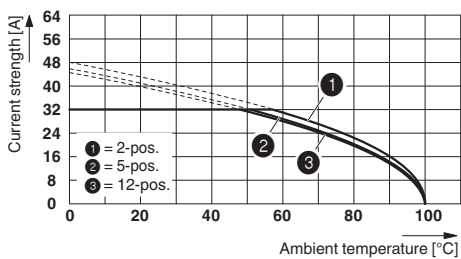
Derating curve for: PC 5/...-ST1-7,62 with PCV 4/...-G-7,62  
Conductor cross section: 4 mm<sup>2</sup>

Diagram



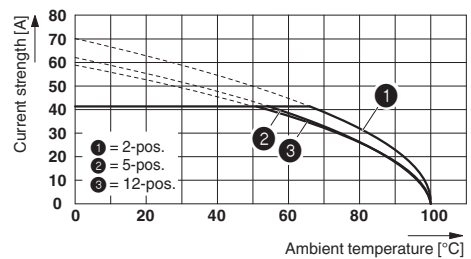
Derating curve for: PC 5/...-ST1-7,62 with PCV 4/...-G-7,62  
Conductor cross section: 6 mm<sup>2</sup>

Diagram



Derating curve for: PC 5/...-ST1-7,62 with PCV 5/...-G-7,62  
Conductor cross section: 6 mm<sup>2</sup>

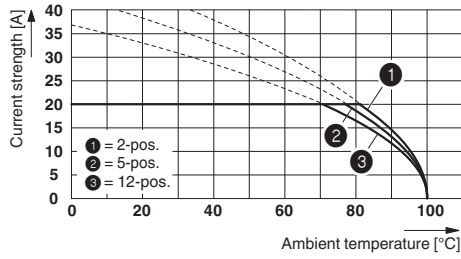
Diagram



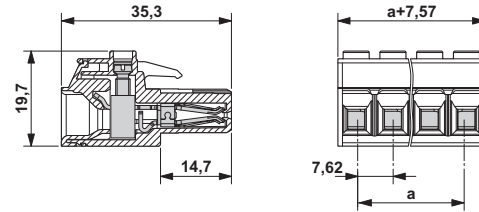
Derating curve for: PC 5/...-ST1-7,62 with PCV 5/...-G-7,62  
Conductor cross section: 10 mm<sup>2</sup>

# Printed-circuit board connector - PC 5/ 6-ST1-7,62 - 1777765

Diagram



Dimensioned drawing



Derating curve for: PC 5/...-ST1-7,62 with PC 4/...-G-7,62  
Conductor cross section: 6 mm<sup>2</sup>



# Printed-circuit board connector - PC 5/ 6-ST1-7,62 - 177765

Dimensioned drawing

