



Chipsmall Limited consists of a professional team with an average of over 10 year of expertise in the distribution of electronic components. Based in Hongkong, we have already established firm and mutual-benefit business relationships with customers from,Europe,America and south Asia,supplying obsolete and hard-to-find components to meet their specific needs.

With the principle of "Quality Parts,Customers Priority,Honest Operation,and Considerate Service",our business mainly focus on the distribution of electronic components. Line cards we deal with include Microchip,ALPS,ROHM,Xilinx,Pulse,ON,Everlight and Freescale. Main products comprise IC,Modules,Potentiometer,IC Socket,Relay,Connector.Our parts cover such applications as commercial,industrial, and automotives areas.

We are looking forward to setting up business relationship with you and hope to provide you with the best service and solution. Let us make a better world for our industry!



Contact us

Tel: +86-755-8981 8866 Fax: +86-755-8427 6832

Email & Skype: info@chipsmall.com Web: www.chipsmall.com

Address: A1208, Overseas Decoration Building, #122 Zhenhua RD., Futian, Shenzhen, China



Base strip - SMC 1,5/15-G-3,81 - 1827402

Please be informed that the data shown in this PDF Document is generated from our Online Catalog. Please find the complete data in the user's documentation. Our General Terms of Use for Downloads are valid (<http://phoenixcontact.com/download>)

Header, Nominal current: 8 A, Rated voltage (III/2): 160 V, Number of positions: 15, Pitch: 3.81 mm, Color: green, Contact surface: Tin, Assembly: Soldering



The figure shows a 10-position version of the product

Product Features

- Versions with engagement noses for locking plugs with self-locking flanges
- Low-profile pin strips with compact pitches



Key commercial data

Packing unit	1 pc
GTIN	 4 017918 105273
Weight per Piece (excluding packing)	4.49 GRM
Custom tariff number	85366990
Country of origin	Germany

Technical data

Dimensions

Length	13.1 mm
Pitch	3.81 mm
Dimension a	53.34 mm
Pin dimensions	0,8 x 0,8 mm
Hole diameter	1.2 mm

General

Range of articles	SMC 1,5/...-G
Insulating material group	I

Base strip - SMC 1,5/15-G-3,81 - 1827402

Technical data

General

Rated surge voltage (III/3)	2.5 kV
Rated surge voltage (III/2)	2.5 kV
Rated surge voltage (II/2)	2.5 kV
Rated voltage (III/3)	160 V
Rated voltage (III/2)	160 V
Rated voltage (II/2)	320 V
Connection in acc. with standard	EN-VDE
Nominal current I _N	8 A
Maximum load current	8 A
Insulating material	PA
Inflammability class according to UL 94	V0
Color	green
Number of positions	15

Classifications

eCl@ss

eCl@ss 4.0	272607xx
eCl@ss 4.1	27260701
eCl@ss 5.0	27260701
eCl@ss 5.1	27260701
eCl@ss 6.0	27260704
eCl@ss 7.0	27440402
eCl@ss 8.0	27440402

ETIM

ETIM 3.0	EC001121
ETIM 4.0	EC002637
ETIM 5.0	EC002637

UNSPSC

UNSPSC 6.01	30211810
UNSPSC 7.0901	39121409
UNSPSC 11	39121409
UNSPSC 12.01	39121409
UNSPSC 13.2	39121409

Base strip - SMC 1,5/15-G-3,81 - 1827402

Approvals

Approvals


Approvals


CSA / UL Recognized / VDE Gutachten mit Fertigungsüberwachung / cUL Recognized / GOST / IECCEB Scheme / UL Recognized / GOST / CCA / cULus Recognized


Ex Approvals

Approvals submitted

Approval details


CSA 		
	B	D
Nominal current IN	8 A	8 A
Nominal voltage UN	300 V	300 V

UL Recognized 		
	B	D
Nominal current IN	8 A	8 A
Nominal voltage UN	300 V	300 V


VDE Gutachten mit Fertigungsüberwachung 	
Nominal current IN	8 A
Nominal voltage UN	160 V


Base strip - SMC 1,5/15-G-3,81 - 1827402

Approvals


cUL Recognized 

	B	D
Nominal current I _N	8 A	8 A
Nominal voltage U _N	300 V	300 V

GOST 

IECEE CB Scheme 

Nominal current I _N	8 A
Nominal voltage U _N	160 V

UL Recognized 

	B	D
Nominal current I _N	8 A	8 A
Nominal voltage U _N	300 V	300 V

GOST 

CCA

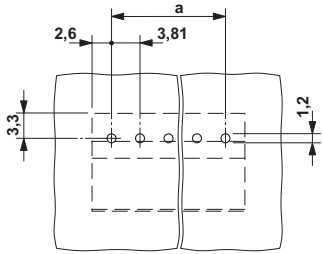
Nominal current I _N	8 A
Nominal voltage U _N	160 V

cULus Recognized 

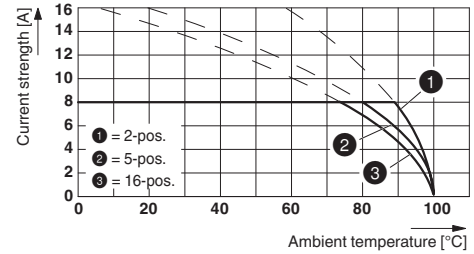
Drawings

Base strip - SMC 1,5/15-G-3,81 - 1827402

Drilling diagram



Diagram



Type: FRONT-MC 1,5/...-ST-3,81 with SMC 1,5/...-G-3,81

Dimensioned drawing

