



Chipsmall Limited consists of a professional team with an average of over 10 year of expertise in the distribution of electronic components. Based in Hongkong, we have already established firm and mutual-benefit business relationships with customers from,Europe,America and south Asia,supplying obsolete and hard-to-find components to meet their specific needs.

With the principle of “Quality Parts,Customers Priority,Honest Operation,and Considerate Service”,our business mainly focus on the distribution of electronic components. Line cards we deal with include Microchip,ALPS,ROHM,Xilinx,Pulse,ON,Everlight and Freescale. Main products comprise IC,Modules,Potentiometer,IC Socket,Relay,Connector.Our parts cover such applications as commercial,industrial, and automotives areas.

We are looking forward to setting up business relationship with you and hope to provide you with the best service and solution. Let us make a better world for our industry!



Contact us

Tel: +86-755-8981 8866 Fax: +86-755-8427 6832

Email & Skype: info@chipsmall.com Web: www.chipsmall.com

Address: A1208, Overseas Decoration Building, #122 Zhenhua RD., Futian, Shenzhen, China



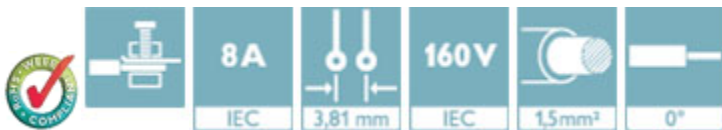
Printed-circuit board connector - MC 1,5/ 5-ST-3,81-LR - 1817071

Please be informed that the data shown in this PDF Document is generated from our Online Catalog. Please find the complete data in the user's documentation. Our General Terms of Use for Downloads are valid (<http://phoenixcontact.com/download>)

Plug component, Nominal current: 8 A, Rated voltage (III/2): 160 V, Number of positions: 5, Pitch: 3.81 mm, Connection method: Screw connection with tension sleeve, Color: green, Contact surface: Tin



The figure shows a 10-position version of the product



Key Commercial Data

| | |
|--------------------------------------|----------|
| Packing unit | 1 pc |
| Weight per Piece (excluding packing) | 10.0 g |
| Custom tariff number | 85366990 |
| Country of origin | Germany |

Technical data

Dimensions

| | |
|-------------|----------|
| Pitch | 3.81 mm |
| Dimension a | 15.24 mm |

General

| | |
|----------------------------------|------------------|
| Range of articles | MC 1,5/...-ST-LR |
| Insulating material group | I |
| Rated surge voltage (III/3) | 2.5 kV |
| Rated surge voltage (III/2) | 2.5 kV |
| Rated surge voltage (II/2) | 2.5 kV |
| Rated voltage (III/3) | 160 V |
| Rated voltage (III/2) | 160 V |
| Rated voltage (II/2) | 320 V |
| Connection in acc. with standard | EN-VDE |
| Nominal current I _N | 8 A |

Printed-circuit board connector - MC 1,5/ 5-ST-3,81-LR - 1817071

Technical data

General

| | |
|--|--|
| Nominal cross section | 1.5 mm ² |
| Maximum load current | 8 A (with 1.5 mm ² conductor cross section) |
| Insulating material | PA |
| Flammability rating according to UL 94 | V0 |
| Internal cylindrical gage | A1 |
| Stripping length | 7 mm |
| Number of positions | 5 |
| Screw thread | M2 |
| Tightening torque, min | 0.22 Nm |
| Tightening torque max | 0.25 Nm |

Connection data

| | |
|---|----------------------|
| Conductor cross section solid min. | 0.14 mm ² |
| Conductor cross section solid max. | 1.5 mm ² |
| Conductor cross section flexible min. | 0.14 mm ² |
| Conductor cross section flexible max. | 1.5 mm ² |
| Conductor cross section flexible, with ferrule without plastic sleeve min. | 0.25 mm ² |
| Conductor cross section flexible, with ferrule without plastic sleeve max. | 1.5 mm ² |
| Conductor cross section flexible, with ferrule with plastic sleeve min. | 0.25 mm ² |
| Conductor cross section flexible, with ferrule with plastic sleeve max. | 0.5 mm ² |
| Conductor cross section AWG min. | 28 |
| Conductor cross section AWG max. | 16 |
| 2 conductors with same cross section, solid min. | 0.08 mm ² |
| 2 conductors with same cross section, solid max. | 0.5 mm ² |
| 2 conductors with same cross section, stranded min. | 0.08 mm ² |
| 2 conductors with same cross section, stranded max. | 0.75 mm ² |
| 2 conductors with same cross section, stranded, ferrules without plastic sleeve, min. | 0.25 mm ² |
| 2 conductors with same cross section, stranded, ferrules without plastic sleeve, max. | 0.34 mm ² |
| 2 conductors with same cross section, stranded, TWIN ferrules with plastic sleeve, min. | 0.5 mm ² |
| 2 conductors with same cross section, stranded, TWIN ferrules with plastic sleeve, max. | 0.5 mm ² |

Standards and Regulations

| | |
|--|--------|
| Connection in acc. with standard | EN-VDE |
| | CUL |
| Flammability rating according to UL 94 | V0 |

Printed-circuit board connector - MC 1,5/ 5-ST-3,81-LR - 1817071

Classifications

eCl@ss

| | |
|------------|----------|
| eCl@ss 4.0 | 272607xx |
| eCl@ss 4.1 | 27260701 |
| eCl@ss 5.0 | 27260701 |
| eCl@ss 5.1 | 27141190 |
| eCl@ss 6.0 | 27260704 |
| eCl@ss 7.0 | 27440402 |
| eCl@ss 8.0 | 27440309 |
| eCl@ss 9.0 | 27440309 |

ETIM

| | |
|----------|----------|
| ETIM 3.0 | EC001121 |
| ETIM 4.0 | EC002638 |
| ETIM 5.0 | EC002637 |

UNSPSC

| | |
|---------------|----------|
| UNSPSC 6.01 | 30211810 |
| UNSPSC 7.0901 | 39121409 |
| UNSPSC 11 | 39121409 |
| UNSPSC 12.01 | 39121409 |
| UNSPSC 13.2 | 39121409 |

Approvals

Approvals

Approvals

EAC / VDE Gutachten mit Fertigungsüberwachung / cULus Recognized / IECEx CB Scheme / EAC

Ex Approvals

Approvals submitted

Approval details

| |
|-----|
| EAC |
|-----|

Printed-circuit board connector - MC 1,5/ 5-ST-3,81-LR - 1817071

Approvals

| | |
|---|---------|
| VDE Gutachten mit Fertigungsüberwachung | |
| mm ² /AWG/kcmil | 0.2-1.5 |
| Nominal current I _N | 8 A |
| Nominal voltage U _N | 160 V |

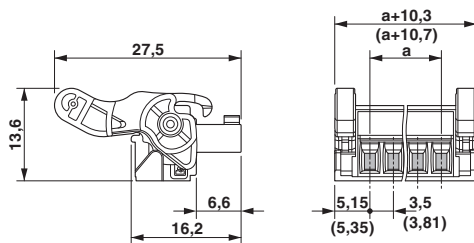
| | | |
|--------------------------------|-------|-------|
| cULus Recognized | | |
| | B | D |
| mm ² /AWG/kcmil | 30-14 | 30-14 |
| Nominal current I _N | 8 A | 8 A |
| Nominal voltage U _N | 300 V | 300 V |

| | |
|--------------------------------|---------|
| IECEE CB Scheme | |
| mm ² /AWG/kcmil | 0.2-1.5 |
| Nominal current I _N | 8 A |
| Nominal voltage U _N | 160 V |

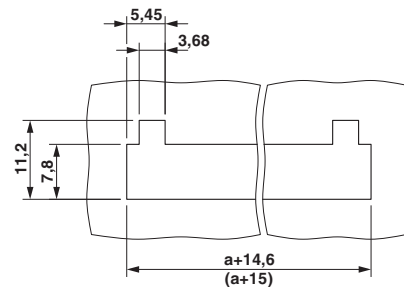
| |
|-----|
| EAC |
|-----|

Drawings

Dimensional drawing



Dimensional drawing



Printed-circuit board connector - MC 1,5/ 5-ST-3,81-LR - 1817071

Diagram

Plug: MC 1,5/5-ST(F)-3,81
Header: MCD(V)1,5/5-G(F)-3,81

