



Chipsmall Limited consists of a professional team with an average of over 10 year of expertise in the distribution of electronic components. Based in Hongkong, we have already established firm and mutual-benefit business relationships with customers from,Europe,America and south Asia,supplying obsolete and hard-to-find components to meet their specific needs.

With the principle of “Quality Parts,Customers Priority,Honest Operation,and Considerate Service”,our business mainly focus on the distribution of electronic components. Line cards we deal with include Microchip,ALPS,ROHM,Xilinx,Pulse,ON,Everlight and Freescale. Main products comprise IC,Modules,Potentiometer,IC Socket,Relay,Connector.Our parts cover such applications as commercial,industrial, and automotives areas.

We are looking forward to setting up business relationship with you and hope to provide you with the best service and solution. Let us make a better world for our industry!



Contact us

Tel: +86-755-8981 8866 Fax: +86-755-8427 6832

Email & Skype: info@chipsmall.com Web: www.chipsmall.com

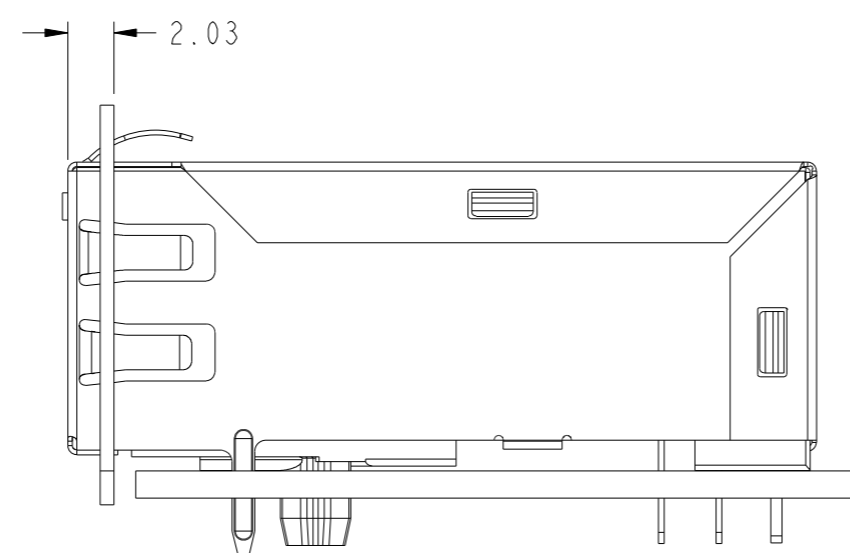
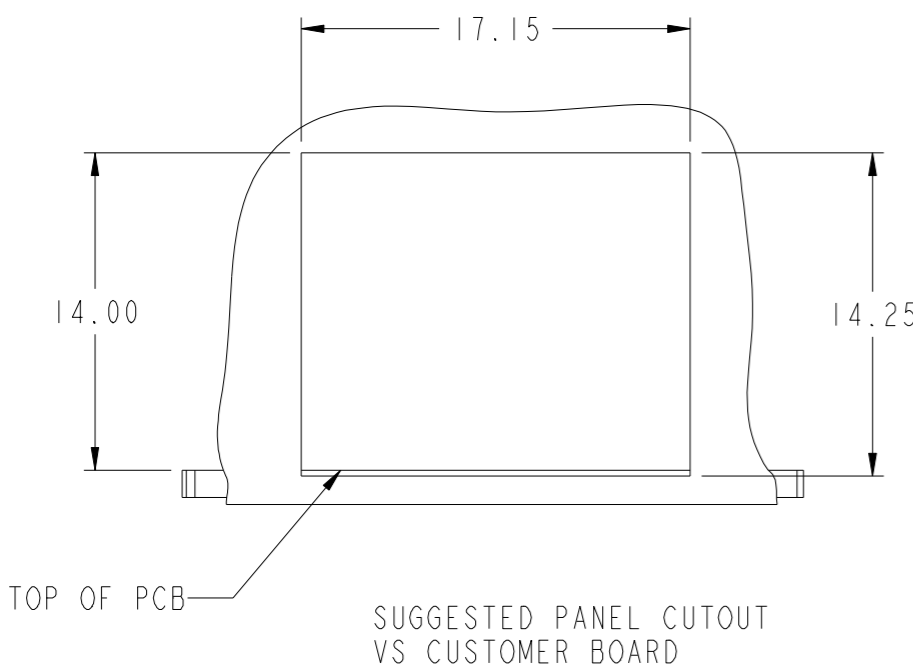
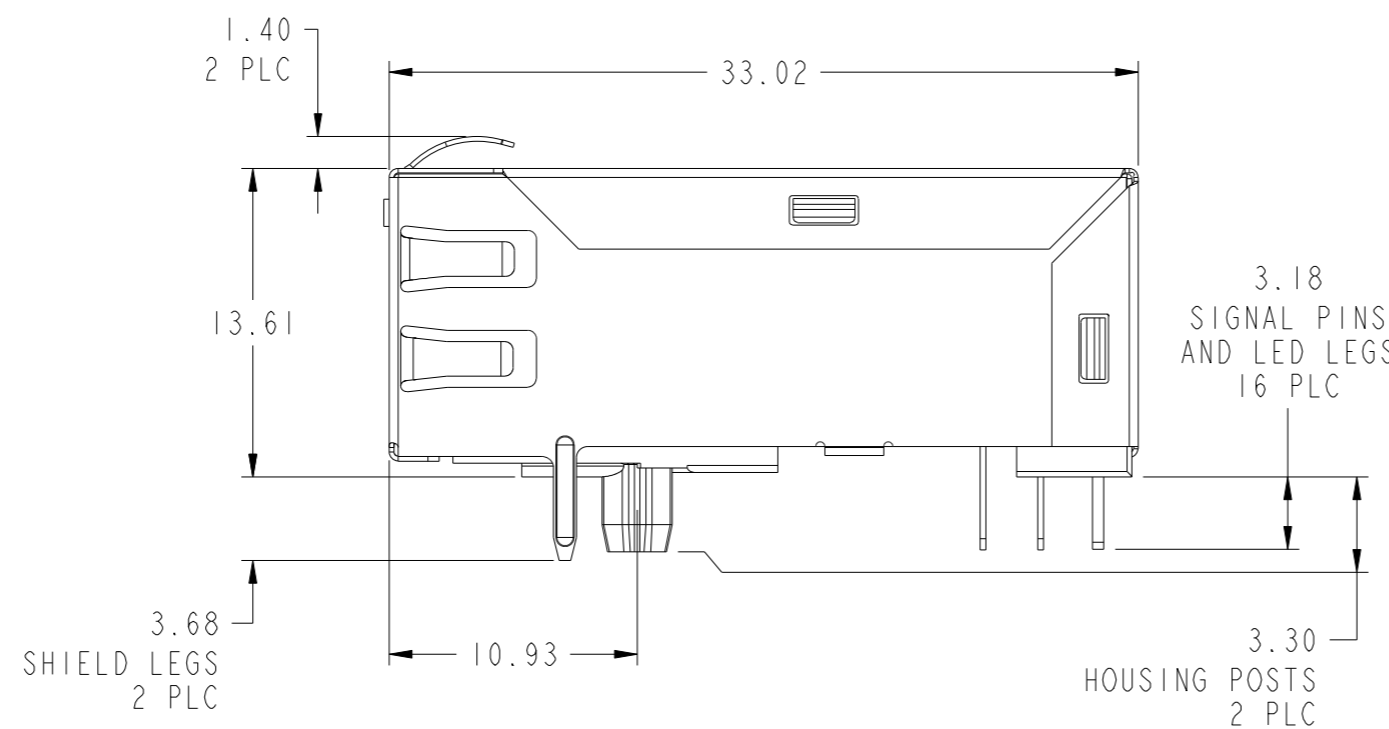
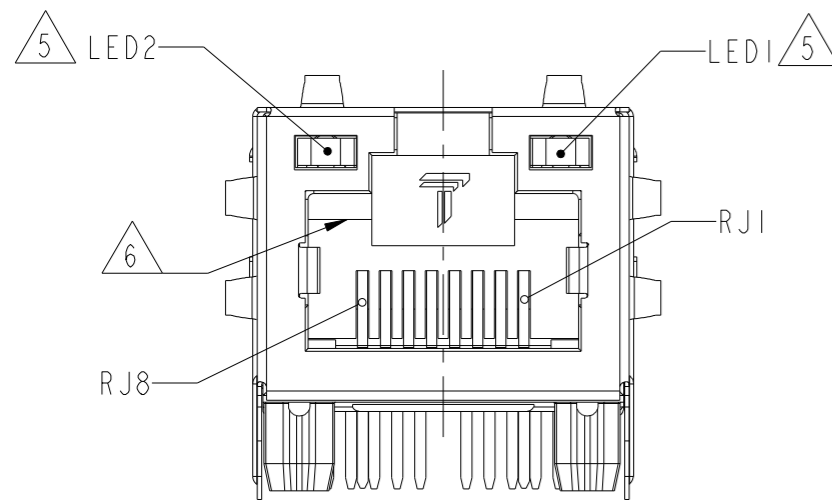
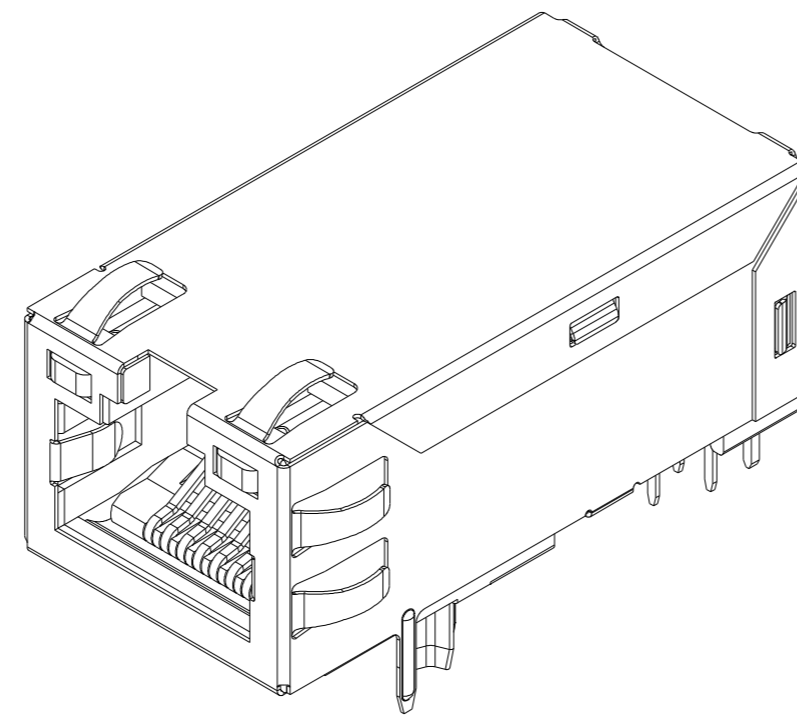
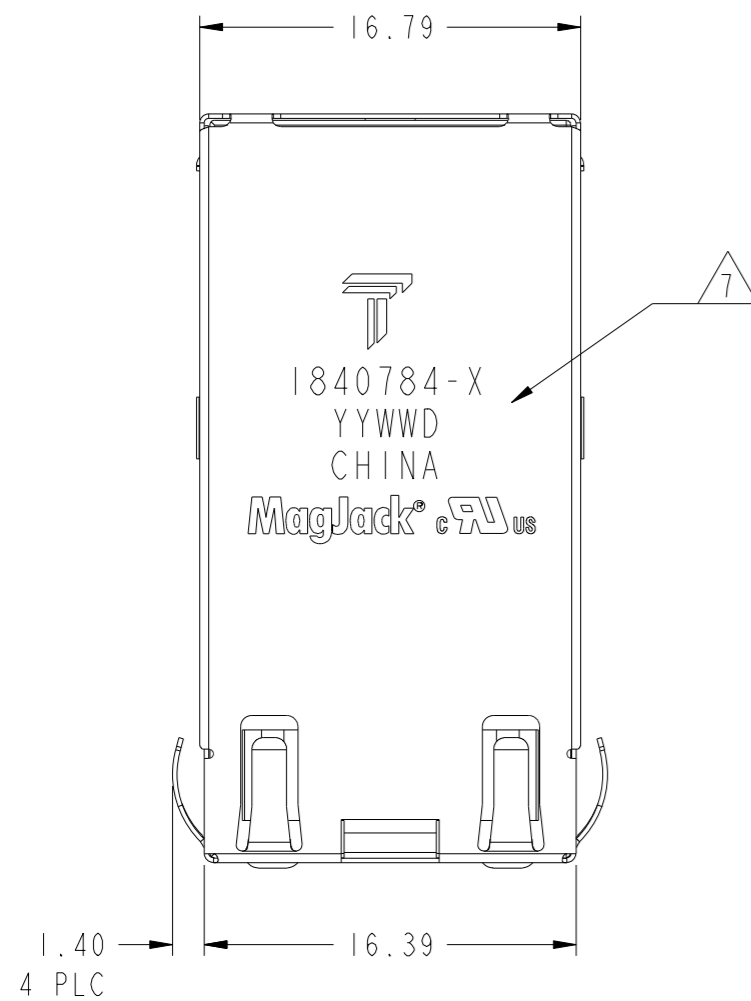
Address: A1208, Overseas Decoration Building, #122 Zhenhua RD., Futian, Shenzhen, China



THIS DRAWING AND THE SUBJECT MATTER SHOWN THEREON ARE CONFIDENTIAL AND THE PROPERTY OF BEL/STEWART/TRP CONNECTOR AND SHALL NOT BE REPRODUCED, COPIED, OR USED IN ANY MANNER WITHOUT THE WRITTEN CONSENT OF TRP CONNECTOR.

PRODUCT MAY BE PROTECTED BY ONE OR MORE OF THE FOLLOWING US PATENTS:
 5736910 5939955 6425781 6428361 6554638 6840817 7123117
 7429195 7717749 7808751 6217391 6149050 7924130

REVISIONS				
P	LTR	DESCRIPTION	DATE	APVD
10		EC-1411035 COMPANY LOGO CHANGE	29DEC2014	DP TY



1. MATERIALS

HOUSING: THERMOPLASTIC, BLACK, FLAMMABILITY RATING UL 94V-0
 SHIELD: BRASS, 0.20mm THICK, PREPLATED WITH MIN 0.76um SEMI-BRIGHT NICKEL
 POST DIPPED WITH 2.54um MIN SAC SOLDER AT GROUND PINS.
 CONTACT: PHOSPHOR BRONZE, 0.46mm X0.30mm
 WITH 1.27um MIN OVERALL NICKEL UNDERPLATE AND
 SELECTIVE 1.27um MIN GOLD PLATING AT MATING INTERFACE
 SOLDER TAIL: 0.25mm THICK, PHOSPHOR BRONZE, 1.27um MIN OVERALL NICKEL
 UNDERPLATE, 3um MIN TIN PLATE
 LIGHT PIPE: POLYCARBON, TRANSPARENT, RATING UL 94V-0
 LED: DIFFUSED EPOXY LENS, CARBON STEEL WIREFRAME LEADS
 PREPLATED WITH 2.03um MIN SILVER OVER 1.02um MIN NICKEL UNDERPLATE
 OVER 1.02um MIN COPPER UNDERPLATE; POST PLATED WITH 2.54um MIN MATTE TIN.

2. MAGNETICS

-APPLICATION: 10/100/1000 BASE-T
 -IMPEDANCE: 100 OHMS
 -TURNS RATIO (CHIP:CABLE): 1:1 ALL FOUR PAIRS
 -OPEN CIRCUIT INDUCTANCE (OCL): 350uH MIN @100kHz, 0.1VRMS,
 8mA DC BIAS FROM 0°C TO 70°C, ALL FOUR PAIRS
 -ALL FOUR PAIRS BI-DIRECTIONAL
 -PERFORMANCE @ 25°C:
 INSERTION LOSS (IL): 1.1dB MAX FROM 0.5MHz TO 100MHz
 RETURN LOSS (RL): 18dB MIN FROM 0.5MHz TO 40MHz
 12-20LOG(f/80)dB MIN FROM 40.1MHz TO 100MHz
 CROSSTALK ATTENUATION: 35dB MIN FROM 0.5MHz TO 40MHz
 33-20LOG(f/50)dB MIN FROM 40.1MHz TO 100MHz
 COMMON MODE REJECTION RATIO (CMRR): 30dB MIN FROM 0.5MHz TO 100MHz
 -ISOLATION VOLTAGE: 2250VDC (MAX) FOR 60 SECONDS WITH A RISE TIME OF 500V/SEC

3. THE MAGNETIC CIRCUIT ON ALL FOUR CHANNELS IS SYMMETRICAL AND SUPPORTS AUTO-MDIX OPERATION.

4. OPERATING TEMPERATURE: 0°C ~ 70°C

5. LEDs ARE DRIVEN WITH CONSTANT CURRENT AT APPROX 20mA.
 LED COLOR: DOMINANT WAVELENGTH (λD): GREEN 568 nm TYP. at IF=20mA
 FORWARD VOLTAGE (VF): GREEN 2.2V TYP. at IF=20mA
 DOMINANT WAVELENGTH (λD): ORANGE 605 nm TYP. at IF=20mA
 FORWARD VOLTAGE (VF): ORANGE 2.1V TYP. at IF=20mA

6. RJ45 CAVITY CONFORMS TO FCC RULES AND REGULATION PART 68 SUBPART F.

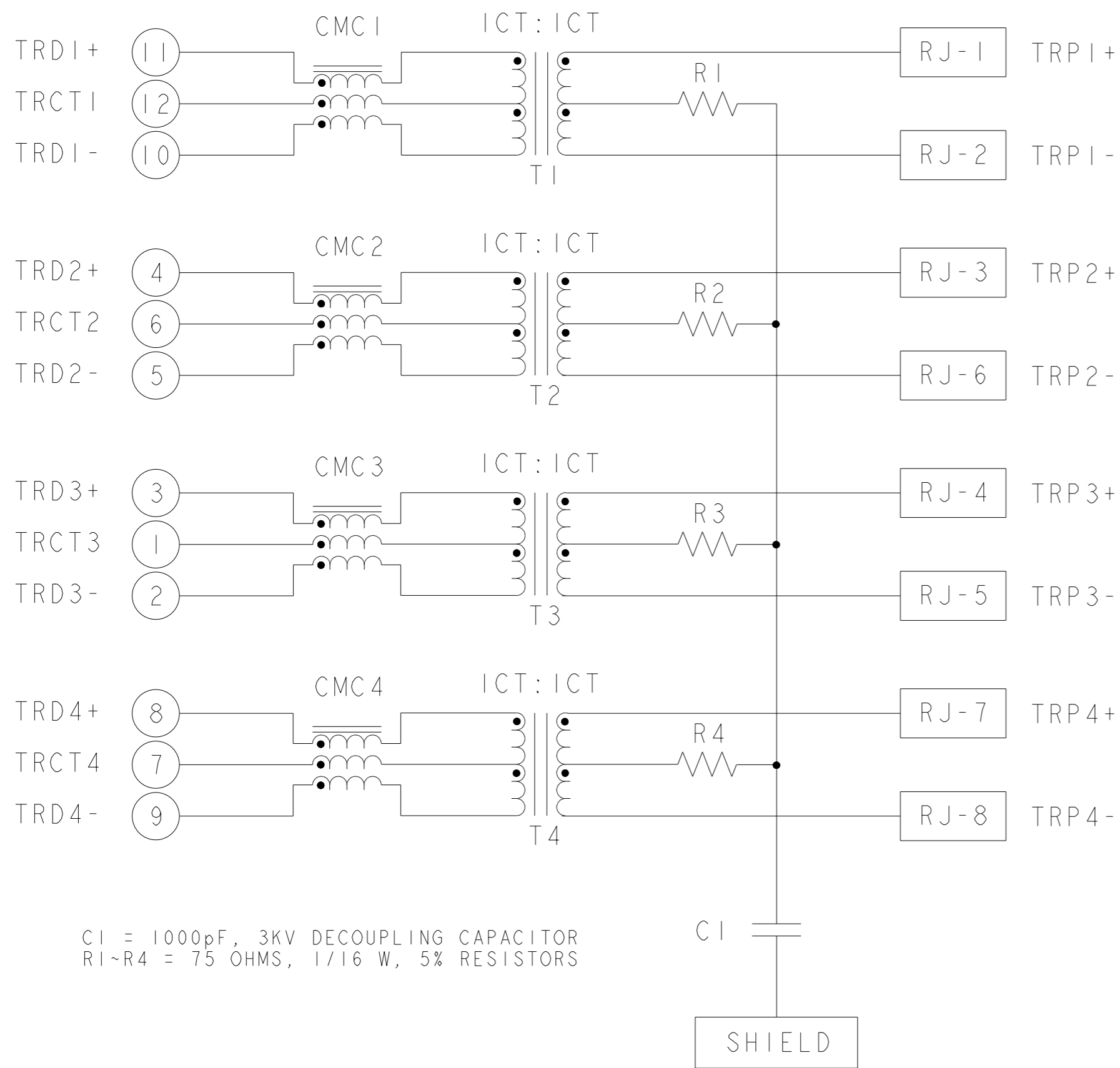
7. TRP CONNECTOR LOGO, PART NUMBER, DATE CODE, COUNTRY OF ORIGIN, AGENCY APPROVAL MARKING IN APPROPRIATE LOCATION SHOWN.
 DATE CODE: YYWW "YY" IS YEAR, "WW" IS WORK WEEK, "D" IS DAY OF WEEK, WITH SUNDAY=1.

8. PART SHOULD BE RECOMMENDED FOR WAVE SOLDERING PROCESS, PEAK WAVE SOLDERING TEMPERATURE IS 260°C, 10sec MAX.

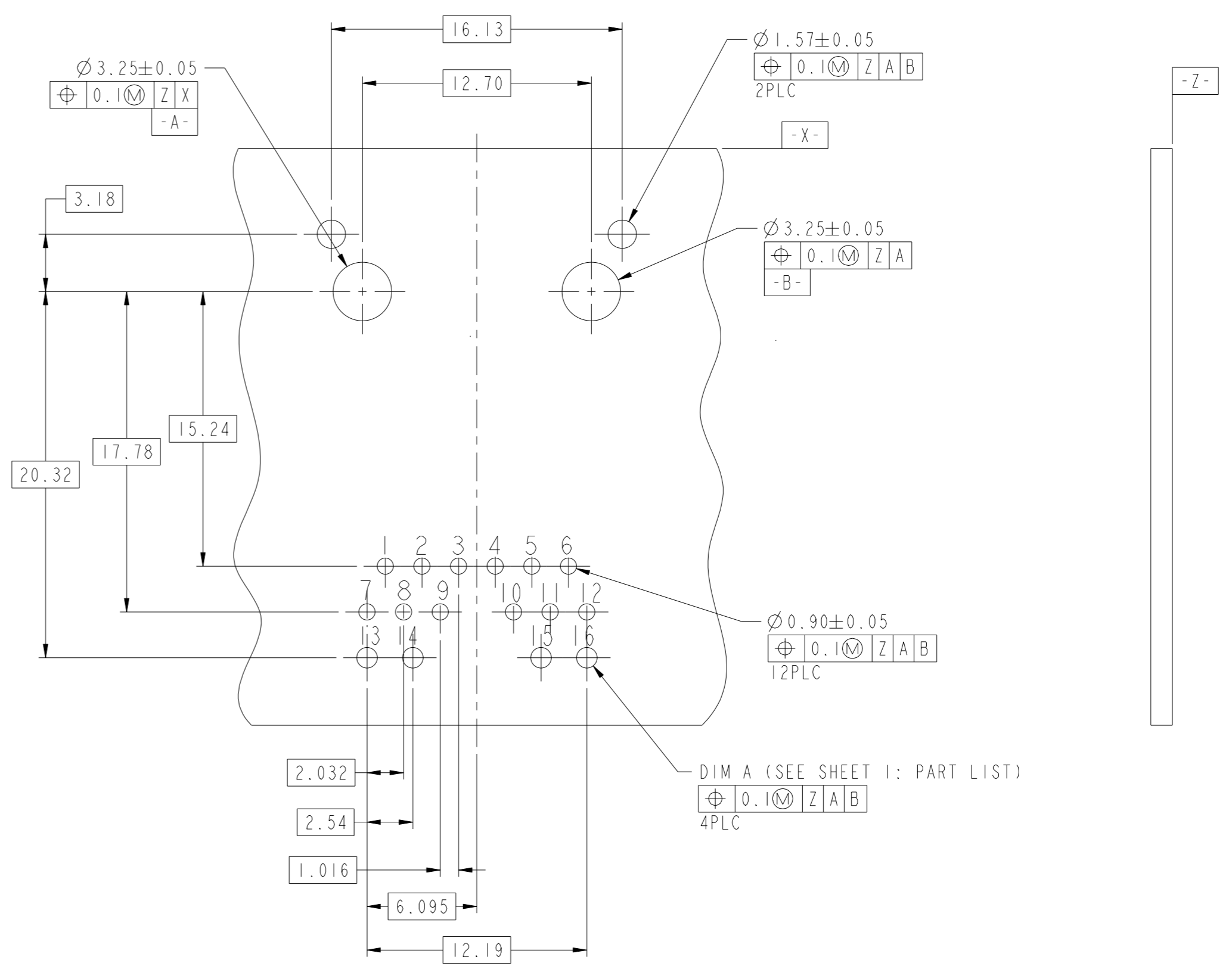
Ø 0.90±0.05	GREEN	GREEN/ORANGE	1-1840784-1
Ø 1.14±0.05	GREEN	GREEN/ORANGE	1840784-1
DIM A	LED1	LED2	PART NUMBER

THIS DRAWING IS A CONTROLLED DOCUMENT.		DWN ALEX WANG 23FEB2010	<p>trp CONNECTOR a bel group</p> <p>DONGGUAN CHINA</p>
DIMENSIONS: mm		CHK TONY YUAN 23FEB2010	
TOLERANCES UNLESS OTHERWISE SPECIFIED:		APVD KEITH ZHU 23FEB2010	
0 PLC ± 1 PLC ±0.25 2 PLC ±0.25 3 PLC ±0.25 4 PLC ± ANGLES ± APPLICATION SPEC		MODEL NAME	
PRODUCT SPEC	MAGJACK SINGLE NON-POE	DESC 1X1 7G41 GIGABIT TAB UP W/ LED	RESTRICTED TO
CUSTOMER DRAWING		SIZE A2	CAGE CODE C-1840784
SCALE NTS		SHEET 1 OF 2	REV 10

7G41 GIGABIT CIRCUIT

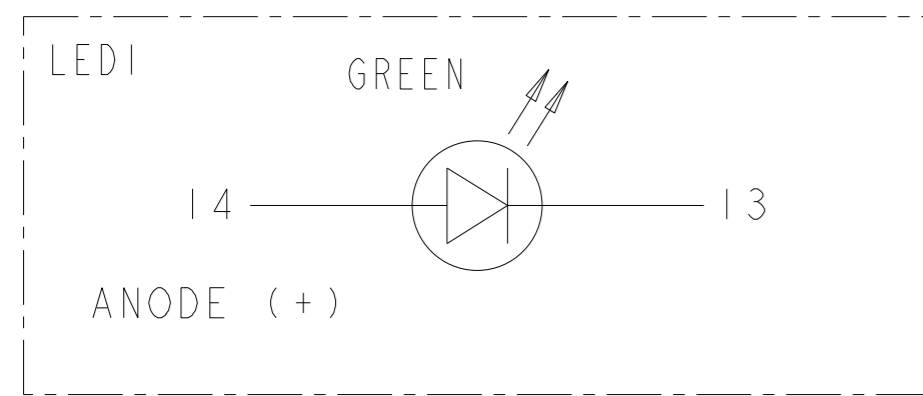


C1 = 1000pF, 3KV DECOUPLING CAPACITOR
 R1-R4 = 75 OHMS, 1/16 W, 5% RESISTORS

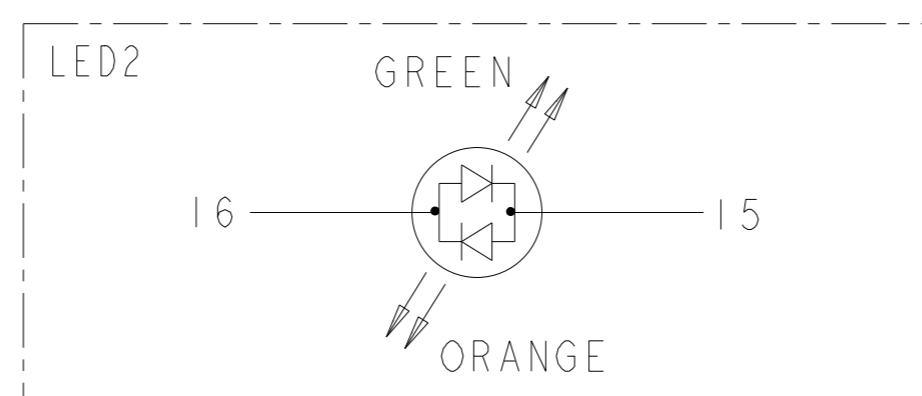


SUGGESTED CUSTOMER PCB
 COMPONENT SIDE
 SCALE 4:1


SINGLE COLOR LED



BI-COLOR LED



LED CONFIGURATION

THIS DRAWING IS A CONTROLLED DOCUMENT.		DWN: ALEX WANG 23FEB2010	 trp CONNECTOR a bel group DONGGUAN CHINA
DIMENSIONS: mm		CHK: TONY YUAN 23FEB2010	
TOLERANCES UNLESS OTHERWISE SPECIFIED:		APVD: KEITH ZHU 23FEB2010	
0 PLC ± 1 PLC ±0.25 2 PLC ±0.25 3 PLC ±0.25 4 PLC ± ANGLES ± APPLICATION SPEC		MODEL NAME: MAGJACK SINGLE NON-POE	
PRODUCT SPEC		DESC: 1X1 7G41 GIGABIT TAB UP W/ LED	
		SIZE: A2	RESTRICTED TO: -
		CAGE CODE: C-1840784	
		SCALE: NTS	SHEET 2 OF 2 REV 10