



Chipsmall Limited consists of a professional team with an average of over 10 year of expertise in the distribution of electronic components. Based in Hongkong, we have already established firm and mutual-benefit business relationships with customers from,Europe,America and south Asia,supplying obsolete and hard-to-find components to meet their specific needs.

With the principle of "Quality Parts,Customers Priority,Honest Operation,and Considerate Service",our business mainly focus on the distribution of electronic components. Line cards we deal with include Microchip,ALPS,ROHM,Xilinx,Pulse,ON,Everlight and Freescale. Main products comprise IC,Modules,Potentiometer,IC Socket,Relay,Connector.Our parts cover such applications as commercial,industrial, and automotives areas.

We are looking forward to setting up business relationship with you and hope to provide you with the best service and solution. Let us make a better world for our industry!



Contact us

Tel: +86-755-8981 8866 Fax: +86-755-8427 6832

Email & Skype: info@chipsmall.com Web: www.chipsmall.com

Address: A1208, Overseas Decoration Building, #122 Zhenhua RD., Futian, Shenzhen, China



PCB terminal block - MKDSP 95/ 4-20,0-F - 1841885

Please be informed that the data shown in this PDF Document is generated from our Online Catalog. Please find the complete data in the user's documentation. Our General Terms of Use for Downloads are valid (<http://phoenixcontact.com/download>)



PCB terminal block, Nominal current: 232 A, Nom. voltage: 1000 V, Pitch: 20 mm, Number of positions: 4, Connection method: Screw connection, Mounting: Soldering, Conductor/PCB connection direction: 0 °, Color: green

The illustration shows the 3-pos. version



Key Commercial Data

Packing unit	1 pc
Minimum order quantity	5 pc
Weight per Piece (excluding packing)	428.0 g
Custom tariff number	85369010
Country of origin	Germany

Technical data

Dimensions

Length	44 mm
Pitch	20 mm
Dimension a	60 mm
Width	112 mm
Constructional height	69 mm
Height	73 mm
Length of the solder pin	4 mm
Pin dimensions	3 x 3 mm
Pin spacing	13.8 mm
Hole diameter	4.8 mm

General

Range of articles	MKDSP 95
Insulating material group	I

PCB terminal block - MKDSP 95/ 4-20,0-F - 1841885

Technical data

General

Rated surge voltage (III/3)	8 kV
Rated surge voltage (III/2)	8 kV
Rated surge voltage (II/2)	8 kV
Rated voltage (III/3)	1000 V
Rated voltage (III/2)	1000 V
Rated voltage (II/2)	1000 V
Connection in acc. with standard	EN-VDE
Nominal current I_N	232 A
Nominal cross section	95 mm ²
Maximum load current	232 A
Insulating material	PA
Solder pin surface	Sn
Inflammability class according to UL 94	V0
Stripping length	25 mm
Number of positions	4
Screw thread	M8
Tightening torque, min	10 Nm

Connection data

Conductor cross section solid min.	16 mm ²
Conductor cross section solid max.	95 mm ²
Conductor cross section flexible min.	25 mm ²
Conductor cross section flexible max.	95 mm ²
Conductor cross section flexible, with ferrule without plastic sleeve min.	16 mm ²
Conductor cross section flexible, with ferrule without plastic sleeve max.	95 mm ²
Conductor cross section flexible, with ferrule with plastic sleeve min.	16 mm ²
Conductor cross section flexible, with ferrule with plastic sleeve max.	95 mm ²
Conductor cross section AWG min.	6
Conductor cross section AWG max.	3/0
2 conductors with same cross section, solid min.	16 mm ²
2 conductors with same cross section, solid max.	25 mm ²
2 conductors with same cross section, stranded min.	16 mm ²
2 conductors with same cross section, stranded max.	25 mm ²
2 conductors with same cross section, stranded, ferrules without plastic sleeve, min.	16 mm ²
2 conductors with same cross section, stranded, ferrules without plastic sleeve, max.	25 mm ²
2 conductors with same cross section, stranded, TWIN ferrules with plastic sleeve, min.	16 mm ²

PCB terminal block - MKDSP 95/ 4-20,0-F - 1841885

Technical data

Connection data

2 conductors with same cross section, stranded, TWIN ferrules with plastic sleeve, max.	25 mm²
---	--------

Classifications

eCl@ss

eCl@ss 5.1	27141134
eCl@ss 6.0	27141134
eCl@ss 8.0	27440401

ETIM

ETIM 5.0	EC002643
----------	----------

Approvals

Approvals


Approvals

UL Recognized / cUL Recognized / VDE Zeichengenehmigung / IECCEB Scheme / cULus Recognized

Ex Approvals

Approvals submitted

Approval details

UL Recognized 		
	B	C
mm²/AWG/kcmil	6-3/0	6-3/0
Nominal current I _N	200 A	200 A
Nominal voltage U _N	600 V	600 V

PCB terminal block - MKDSP 95/ 4-20,0-F - 1841885

Approvals

cUL Recognized

	B	C
mm ² /AWG/kcmil	6-3/0	6-3/0
Nominal current I _N	200 A	200 A
Nominal voltage U _N	600 V	600 V

VDE Zeichengenehmigung

mm ² /AWG/kcmil	10-95
Nominal current I _N	232 A
Nominal voltage U _N	1000 V

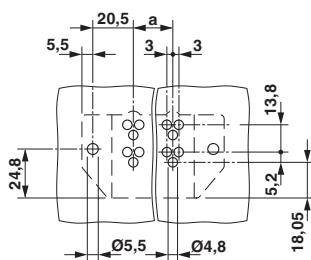
IECEE CB Scheme

mm ² /AWG/kcmil	10-95
Nominal current I _N	232 A
Nominal voltage U _N	1000 V

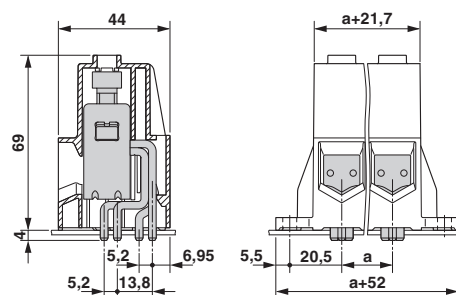
cULus Recognized

Drawings

Drilling diagram

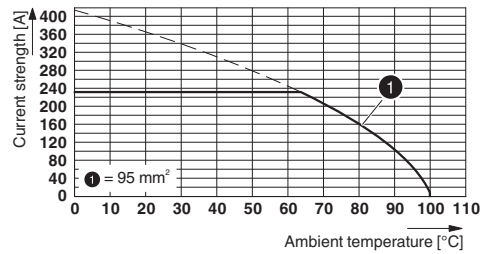


Dimensional drawing



PCB terminal block - MKDSP 95/ 4-20,0-F - 1841885

Diagram



Type: MKDSP 95/ 4-20,0-F

Tested in accordance with DIN EN 60512-5-2:2003-01

Reduction factor = 1

Number of positions: 4